

Product Catalogue

ozceylanlar.com



özceylanlar



TARİHÇE / HISTORY

Özceylanlar A.Ş. 1974 yılında ticari faaliyetine otomotiv sektörüne yönelik yedek parça üretimi yapmak üzere başlamıştır. Firmamız 1985 yılında imalatını, hidrolik sektörüne yönelik ürünler üzerine yoğunlaştırmıştır. Bugün itibarıyla Konya 3. Organize Sanayi Bölgesinde 10.000 m² kapalı 50.000 m² açık alana sahip son teknoloji makine parkı ile donatılmış modern tesislerinde; Hidrolik silindirlere, Teleskopik silindirlere, Pistonlu pompalar, Dişli pompalar, Hidrolik Valfler, Hidrolik Kitler Hidrolik Devre Elemanları, Üretimlerini gerçekleştirmektedir. Özceylanlar A.Ş. yılda 20.000 adet hidrolik silindir, 25.000 adet hidrolik pompa ve 20.000 adet hidrolik devre elemanları üretim kapasitesine sahiptir. Firmamız üretiminin %80'ini Ortadoğu Bölgesi ve AB ülkeleri başta olmak üzere, yaklaşık 40 farklı ülkeye ihraç etmektedir. Fonksiyonel tüm işlemler, sert krom kaplama, montaj ve test operasyonlarının tamamı Özceylanlar A.Ş tesislerinde gerçekleştirilmekte olup; döküm, dövme, ısıl işlem, sızdırmazlık ve bağlantı malzemeleri gibi diğer parçalar ISO/TSE 16949 prosedürlerine uygun üretim yapan yan sanayi firmalarından tedarik edilmektedir. Müşteri isteklerine teknik çözümler geliştirmeyi kendisine görev edinen firmamız bu doğrultuda Ar&Ge çalışmalarına önem vererek Türkiye Bilimsel ve Teknik Araştırma Kurumu (TÜBİTAK)'ın desteğini almaktadır. Bu konuyla ilgili üniversiteler ile işbirliği içerisinde çalışmalarımız devam etmektedir. Üretimini gerçekleştirdiği tüm ürünlerin fiziksel ve kimyasal özelliklerini kaybetmeden uzun süre çalışabilmesi için gerekli tüm test ve deneyler kendi bünyemizde yer alan laboratuvarımızda uzman teknik kadromuz tarafından yapılmaktadır. TS 11552 Kalite Uygunluk ve CE Belgelerine sahip olan firmamız; ISO 9001:2008 ve RINA ISO 3834-2:2006 Kalite Yönetim Sistemleri ile çalışmaktadır.

Özceylanlar A.S. began its commercial activities in 1974 to manufacture spare parts intended for automotive industry. Since 1985 our company has focused on hydraulics industry-related products. Today, In its modern facilities equipped with the state of latest technology machine park located in K.O.S Area Industrial Zone within 10.000 m² covered 50.000 m² opened area it manufactures following parts: Hydraulic Cylinders, Telescopic cylinders, Piston pumps, Gear pumps, Hydraulic valves, Hydraulic Kits, Hydraulic spare parts, Özceylanlar A.S. has the annual manufacturing capacity to produce 20.000 hydraulic cylinders, 25.000 hydraulic pumps and 20.000 hydraulic spare parts. Our Company exporting 80% of its production mainly Middle East and Eu countries as well as 40 countries. All functional finishes, hard chrome plating, assembly and test operations are completely carried out in Özceylanlar A.S. facilities and other parts and processes such as casting, forging, heat process, sealing and fittings are supplied from sub-industry firms which are producing in accordance with ISO/TSE 16949 procedures. Our company committing to develop custom solutions toward customers needs also being supported by Turkish Scientific and Technical Researches Institution (TÜBİTAK) as it pays attention to R&D studies. Concerning this issue, Our labours are sustained in cooperation with the relevant universities. All tests and experiments are carried out by our specialized technical team in our laboratory in our bootstrap required to ensure all items produced by our Company to precisely run without losing their physical and chemical specifications. Our company having TS11552 Quality Conformity and CE Certificates, working in line with ISO 9001:2008 and RINA ISO 3834-2:2006 Quality Management Systems



Revizyon: Kasım 2015

Uyarı

Bu katalogta bulunan resim ve çizimlerin tüm hakları Özceylanlar A.Ş. 'ye aittir. İzin alınmadan kopyalanamaz, kullanılamaz. Önceden haber vermeksizin ölçü ve değişiklik hakkı saklıdır. Lütfen kesin sipariş vermeden önce teknik değerler için bilgi alın.




Revision: November 2015

Warning

These paintings and drawings in the catalog Inc. All rights Özceylanlar A. S. are of. May not be reproduced without permission can not be used. Pre-right dimension and change without notice reserved. Please refer to the technical information for value before making final order.

özceylanlar

HMS ÖZCEYLANLAR HİDROLİK MAKİNA SAN. TİC. A.Ş.



TELESKOPIK SİLİNDİR/TELESCOPIC CYLINDER

1/12



BAĞLANTI ELEMANLARI VE YAĞ TANKI
/CONNECTORS AND OIL TANKI

13/22



POMPALAR/PUMPS

23/35



VALF / VALVE

36/45



GÜÇ AKTARMA KUTUSU / KARDAN MİLİ
/POWER TAKE-OFF / CARDAN SHAFT

46/76



HİDROLİK KİT/HYDRAULIC WET KIT

77/96



SİLİNDİR KOD AÇIKLAMASI

INSTRUCTION OF CYLINDER CODE

22 1 5 1 115 2550 3

FİRMA SİLİNDİR KODU
COMPANY CYLINDER CODE

ÜRÜN TİPİ

PRODUCT TYPE

- 1 TEK ETKİLİ SİLİNDİR**
1 SINGLE ACTING CYLINDER
- 2 ÇİFT ETKİLİ SİLİNDİR**
2 DOUBLE ACTING CYLINDER
- 3 BAĞLANTI ELEMANI**
3 CONNECTOR

KADEME SAYISI
NUMBER OF STAGE

TOPLAM STROK
TOTAL STROKE

SİLİNDİR KALDIRMA ŞEKLİ

TIPPING CYLINDER TYPES

- 5 ÖNDEN KALDIRMA**
5 FRONT-END
- 6 ALTTAN KALDIRMA**
6 UNDERBODY TIPPING
- 7 KAPAK SİLİNDİRİ**
7 REAR DOOR CYLINDER

1 KADEME ROT ÇAPI
1 STAGE ROD DIAMETER

SİLİNDİR BAĞLANTI ŞEKLİ

CYLINDER CONNECTOR TYPE

- 1 (FCB) BOYNUZLU**
1 FRONT-END CYLINDER WITH PISTON EYE
- 2 (FE) ALTTAN BOYNUZLU**
2 FRONT-END CYLINDER WITH PISTON EYE AND BOTTOM TRUNNION
- 3 (FED) DÜZ**
3 FRONT-END CYLINDER WITH PISTON EYE AND BOTTOM EYE
- 4 (FEE) BORULU**
4 FRONT-END CYLINDER WITH PISTON EYE AND BOTTOM LONG EYE
- 5 (FET) ÇİFT BOYNUZLU**
FRONT-END CYLINDER WITH OUTER COVER



özceylanlar

TELESKOPIK SİLİNDİR/TELESCOPIIC CYLINDER

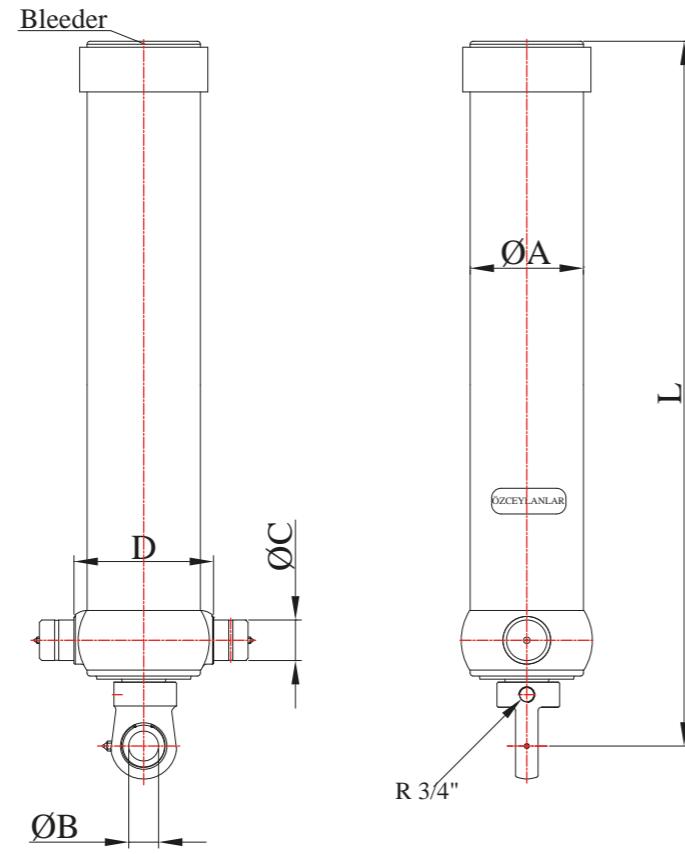
OZCEYLANLAR A.S. Designs and manufactures all connection types of both front-end and underbody telescopic cylinder applications. Ozceylanlar A.S. cylinders are stable, maintenance free products used for heavy and light commercial vehicles. All Ozceylanlar A.S. cylinder materials are ST 52 cold drawn quality and it's all stages are hard chrome plated as standart process. Ozceylanlar A.S. cylinders working pressure is 160 bar, maximum working pressure is 190bar. All Ozceylanlar A.S. telescopic cylinders are subject to seal test and report up to 700 bar in NC controlled cylinder test unit.

ÖZCEYLANLAR A.Ş. önden ve alttan kaldırma teleskopik silindir uygulamalarının her türlü bağlantı şekline göre dizayn ve üretimini yapmaktadır. Özceylanlar A.Ş. silindirleri hafif ve ağır araçlar için kullanılan güvenilir ve bakım gerektirmeyen ürünlerdir. Tüm silindirlerin ham maddeleri ST 52 soğuk çekim kalitesindedir. Bütün kademe borularımıza sert krom kaplama işlemi uygulanmaktadır. Silindirlerimizin normal çalışma basıncı 160 bar ve maksimum çalışma basıncı 190 bar'dır. Ürettiğimiz teleskopik silindirler NC Kontrollü silindir testinde maksimum 700 bar'a kadar Sızdırmazlık testine tabi tutulup raporlandırılmaktadır.

www.ozceylanlar.com

ÖNDEN KALDIRMA TELESKOPIK SİLİNDİR / FRONT-END TELESCOPIC CYLINDER

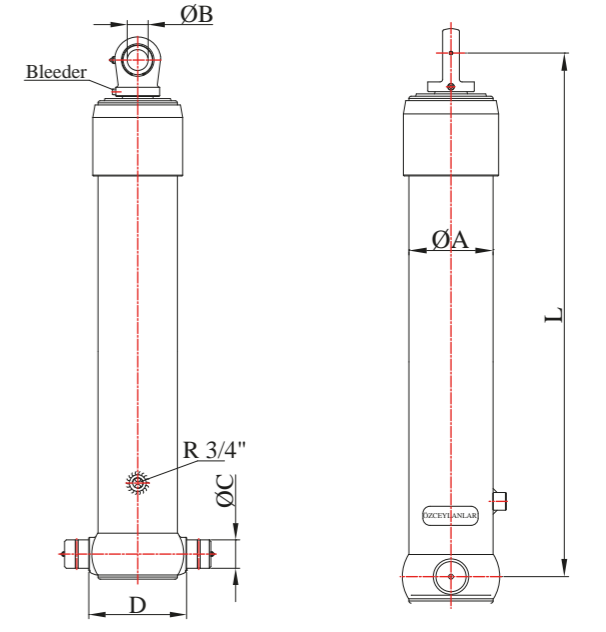
FCB



ÜRÜN TİPİ Product Type	ÜRÜN KODU Product Code	GÖVDE ÇAPİ (A) Body O.D.(A)	KAPALI BOY (L) Closed Length (L)	TOPLAM STROK Total Stroke	B	C	D	1.KADEME MAK. İTME KUV. Max. Thrust Firs Stage(180 Bar)	SİLİNDİR AĞIRLIĞI Cylinder Weight
FCB/2550/1140/3	2215311525503	140 mm	1167 mm	2550 mm	50 mm	55 mm	177 mm	20 ton	105 kg
FCB/3000/1140/3	2215311530003	140 mm	1317 mm	3000 mm	50 mm	55 mm	177 mm	20 ton	118 kg
FCB/3500/1165/3	2215313535003	165 mm	1467 mm	3270 mm	50 mm	65 mm	204 mm	28 ton	173 kg
FCB/3500/1190/3	2215316035003	190 mm	1467 mm	3240 mm	50 mm	68 mm	234 mm	39 ton	222 kg
FCB/4000/1165/3	2215313540003	165 mm	1617 mm	3660 mm	50 mm	65 mm	204 mm	28 ton	190 kg
FCB/4000/1190/3	2215316040003	190 mm	1617 mm	3660 mm	50 mm	68 mm	234 mm	39 ton	245 kg
FCB/3400/1140/4	2215311534004	140 mm	1167 mm	3395 mm	50 mm	55 mm	177 mm	20 ton	117 kg
FCB/3800/1165/4	2215313538004	165 mm	1167 mm	3400 mm	50 mm	65 mm	204 mm	28 ton	151 kg
FCB/3800/1190/4	2215316038004	190 mm	1167 mm	3400 mm	50 mm	68 mm	234 mm	39 ton	194 kg
FCB/4000/1165/4	2215313540004	165 mm	1317 mm	3880 mm	50 mm	65 mm	204 mm	28 ton	167 kg
FCB/4000/1190/4	2215316040004	190 mm	1317 mm	3880 mm	50 mm	68 mm	234 mm	39 ton	219 kg
FCB/4500/1165/4	2215313545004	165 mm	1467 mm	4360 mm	50 mm	65 mm	204 mm	28 ton	186 kg
FCB/4500/1190/4	2215316045004	190 mm	1467 mm	4330 mm	50 mm	68 mm	234 mm	39 ton	241 kg
FCB/5700/1190/5	2215316057005	190 mm	1467 mm	5415 mm	50 mm	68 mm	234 mm	39 ton	253 kg
FCB/5700/1215/5	2215318557005	215 mm	1467 mm	5390 mm	50 mm	68 mm	260 mm	52 ton	314 kg
FCB/5700/1245/5	2215321557005	243 mm	1477 mm	5360 mm	50 mm	68 mm	290 mm	69 ton	380 kg

ÖNDEN KALDIRMA TELESKOPIK SİLİNDİR / FRONT-END TELESCOPIC CYLINDER

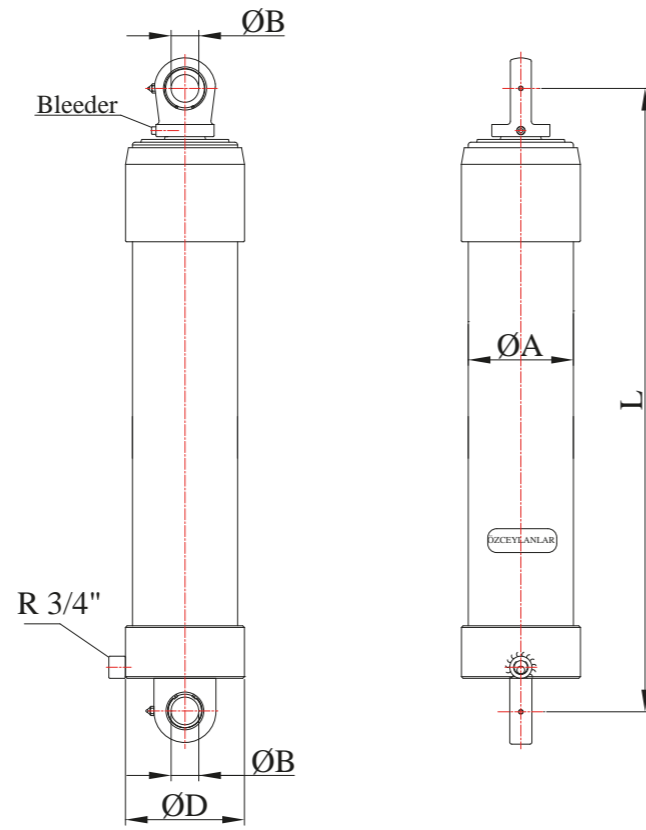
FE



ÜRÜN TİPİ Product Type	ÜRÜN KODU Product Code	GÖVDE ÇAPİ (A) Body O.D.(A)	KAPALI BOY (L) Closed Length (L)	TOPLAM STROK Total Stroke	B	C	D	1.KADEME MAK. İTME KUV. Max. Thrust Firs Stage(180 BA)	SİLİNDİR AĞIRLIĞI Cylinder Weight
FE/2550/1140/3	2215111525503	140 mm	1085 mm	2550 mm	50 mm	55 mm	177 mm	20 ton	100 kg
FE/3000/1140/3	2215111530003	140 mm	1235 mm	3000 mm	50 mm	55 mm	177 mm	20 ton	114 kg
FE/3500/1165/3	2215113535003	165 mm	1380 mm	3270 mm	50 mm	65 mm	204 mm	28 ton	176 kg
FE/3500/1190/3	2215116035003	190 mm	1380 mm	3240 mm	50 mm	68 mm	234 mm	39 ton	221 kg
FE/4000/1165/3	2215113540003	165 mm	1530 mm	3660 mm	50 mm	65 mm	204 mm	28 ton	191 kg
FE/4000/1190/3	2215116040003	190 mm	1530 mm	3660 mm	50 mm	68 mm	234 mm	39 ton	245 kg
FE/3400/1140/4	2215111534004	140 mm	1085 mm	3395 mm	50 mm	55 mm	177 mm	20 ton	112 kg
FE/3800/1165/4	2215113538004	165 mm	1080 mm	3400 mm	50 mm	65 mm	204 mm	28 ton	153 kg
FE/3800/1190/4	2215116038004	190 mm	1080 mm	3400 mm	50 mm	68 mm	234 mm	39 ton	193 kg
FE/4000/1165/4	2215113540004	165 mm	1230 mm	3880 mm	50 mm	65 mm	204 mm	28 ton	170 kg
FE/4000/1190/4	2215116040004	190 mm	1230 mm	3880 mm	50 mm	68 mm	234 mm	39 ton	217 kg
FE/4500/1165/4	2215113545004	165 mm	1380 mm	4360 mm	50 mm	65 mm	204 mm	28 ton	187 kg
FE/4500/1190/4	2215116045004	190 mm	1380 mm	4330 mm	50 mm	68 mm	234 mm	39 ton	238 kg
FE/5000/1190/5	2215116050005	190 mm	1227 mm	4850 mm	50 mm	68 mm	234 mm	39 ton	235 kg
FE/5650/1215/5	2215118556505	215 mm	1525 mm	5650 mm	50 mm	68 mm	260 mm	52 ton	334 kg
FE/5650/1245/5	2215121256505	243 mm	1550 mm	5650 mm	50 mm	68 mm	290 mm	69 ton	415 kg
FE/5700/1190/5	2215116057005	190 mm	1380 mm	5415 mm	50 mm	68 mm	234 mm	39 ton	251 kg
FE/5700/1215/5	2215118557005	215 mm	1380 mm	5390 mm	50 mm	68 mm	260 mm	52 ton	314 kg
FE/5700/1245/5	2215121257005	243 mm	1390 mm	5400 mm	50 mm	68 mm	290 mm	69 ton	390 kg
FE/6150/1215/5	2215118561505	215 mm	1625 mm	6150 mm	50 mm	68 mm	260 mm	52 ton	352 kg
FE/6150/1245/5	2215121261505	243 mm	1650 mm	6150 mm	50 mm	68 mm	290 mm	69 ton	438 kg
FE/6500/1215/5	2215118565005	215 mm	1725 mm	6495 mm	50 mm	68 mm	260 mm	52 ton	374 kg
FE/6500/1245/5	2215121265005	243 mm	1735 mm	6540 mm	50 mm	68 mm	290 mm	69 ton	466 kg

ÖNDEN KALDIRMA TELESKOPIK SİLİNDİR / FRONT-END TELESCOPIC CYLINDER

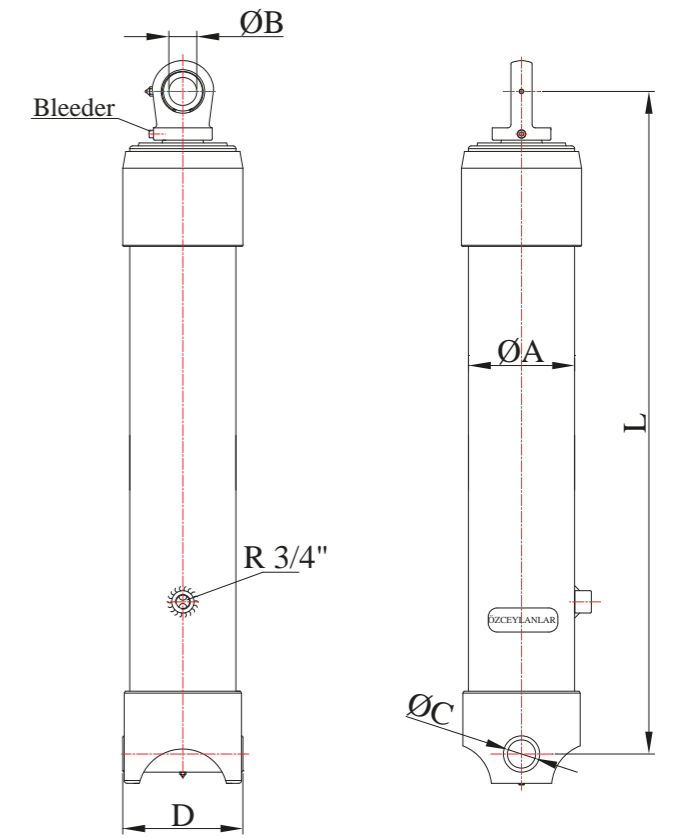
FED



ÜRÜN TİPİ Product Type	ÜRÜN KODU Product Code	GÖVDE ÇAP (A) Body O.D.(A)	KAPALI BOY (L) Closed Length (L)	TOPLAM STROK Total Stroke	B	C	D	1.KADEME MAK. İTME KUV. Max. Thrust First Stage(180 Bar)	SİLİNDİR AĞIRLIĞI Cylinder Weight
FED/2550/1140/3	2215411525503	140 mm	1195 mm	2550 mm	50 mm		165 mm	20 ton	100 kg
FED/3000/1140/3	2215411530003	140 mm	1345 mm	3000 mm	50 mm		165 mm	20 ton	114 kg
FED/3500/1165/3	2215413535003	165 mm	1495 mm	3270 mm	50 mm		190 mm	28 ton	173 kg
FED/3500/1190/3	2215416035003	190 mm	1500 mm	3240 mm	50 mm		217 mm	39 ton	215 kg
FED/4000/1165/3	2215413540003	165 mm	1645 mm	3660 mm	50 mm		190 mm	28 ton	188 kg
FED/4000/1190/3	2215416040003	190 mm	1645 mm	3660 mm	50 mm		217 mm	39 ton	240 kg
FED/3400/1140/4	2215411534004	140 mm	1195 mm	3395 mm	50 mm		165 mm	20 ton	112 kg
FED/3800/1165/4	2215413538004	165 mm	1195 mm	3400 mm	50 mm		190 mm	28 ton	150 kg
FED/3800/1190/4	2215416038004	190 mm	1200 mm	3400 mm	50 mm		217 mm	39 ton	188 kg
FED/4000/1165/4	2215413540004	165 mm	1345 mm	3880 mm	50 mm		190 mm	28 ton	167 kg
FED/4000/1175/4	2215613540004	175 mm	1379 mm	3880 mm	50 mm			28 ton	181 kg
FED/4000/1190/4	2215416040004	190 mm	1350 mm	3880 mm	50 mm		217 mm	39 ton	210 kg
FED/4500/1165/4	2215413545004	165 mm	1495 mm	4360 mm	50 mm		190 mm	28 ton	185 kg
FED/4500/1190/4	2215416045004	190 mm	1500 mm	4330 mm	50 mm		217 mm	39 ton	232 kg
FED/5000/1190/5	2215416050005	190 mm	1350 mm	4850 mm	50 mm		217 mm	39 ton	230 kg
FED/5700/1190/5	2215416057005	190 mm	1500 mm	5415 mm	50 mm		217 mm	39 ton	245 kg
FED/5700/1215/5	2215418557005	215 mm	1500 mm	5390 mm	50 mm		245 mm	52 ton	310 kg
FED/5700/1245/5	2215421257005	243 mm	1500 mm	5405 mm	50 mm		275 mm	69 ton	370 kg

ÖNDEN KALDIRMA TELESKOPIK SİLİNDİR / FRONT-END TELESCOPIC CYLINDER

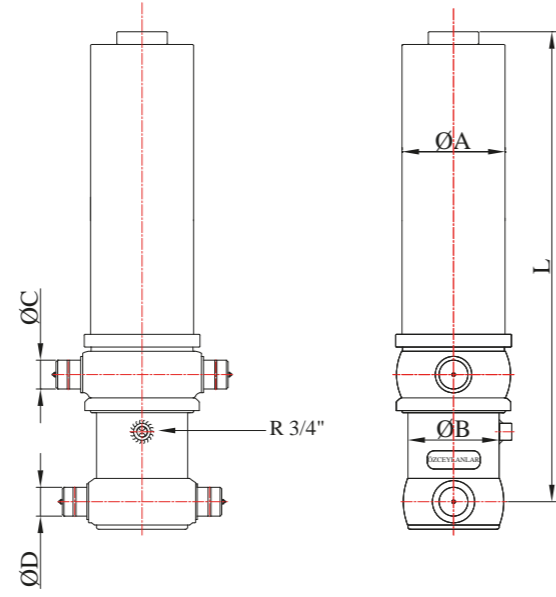
FEE



ÜRÜN TİPİ Product Type	ÜRÜN KODU Product Code	GÖVDE ÇAP (A) Body O.D.(A)	KAPALI BOY (L) Closed Length (L)	TOPLAM STROK Total Stroke	B	C	D	1.KADEME MAK. İTME KUV. Max. Thrust First Stage(180 Bar)	SİLİNDİR AĞIRLIĞI Cylinder Weight
FEE/2550/1140/3	2215211525503	140 mm	1157 mm	2550 mm	50 mm	50,5 mm	180 mm	20 ton	98 kg
FEE/3000/1140/3	2215211530003	140 mm	1307 mm	3000 mm	50 mm	50,5 mm	180 mm	20 ton	112 kg
FEE/3500/1165/3	2215213535003	165 mm	1492 mm	3270 mm	50 mm	50,5 mm	215 mm	28 ton	175 kg
FEE/3500/1190/3	2215216035003	190 mm	1492 mm	3240 mm	50 mm	50,5 mm	215 mm	39 ton	220 kg
FEE/4000/1165/3	2215213540003	165 mm	1642 mm	3660 mm	50 mm	50,5 mm	215 mm	28 ton	191 kg
FEE/4000/1190/3	2215216040003	190 mm	1642 mm	3660 mm	50 mm	50,5 mm	215 mm	39 ton	244 kg
FEE/3400/1140/4	2215211534004	140 mm	1157 mm	3395 mm	50 mm	50,5 mm	180 mm	20 ton	110 kg
FEE/3800/1165/4	2215213538004	165 mm	1192 mm	3400 mm	50 mm	50,5 mm	215 mm	28 ton	152 kg
FEE/3800/1190/4	2215216038004	190 mm	1192 mm	3400 mm	50 mm	50,5 mm	215 mm	39 ton	192 kg
FEE/4000/1165/4	2215213540004	165 mm	1342 mm	3880 mm	50 mm	50,5 mm	215 mm	28 ton	169 kg
FEE/4000/1190/4	2215216040004	190 mm	1342 mm	3880 mm	50 mm	50,5 mm	215 mm	39 ton	215 kg
FEE/4500/1165/4	2215213545004	165 mm	1492 mm	4360 mm	50 mm	50,5 mm	215 mm	28 ton	188 kg
FEE/4500/1190/4	2215216045004	190 mm	1492 mm	4330 mm	50 mm	50,5 mm	215 mm	39 ton	237 kg
FEE/5000/1190/5	2215216050005	190 mm	1342 mm	4850 mm	50 mm	50,5 mm	215 mm	39 ton	233 kg
FEE/5700/1190/5	2215216057005	190 mm	1492 mm	5415 mm	50 mm	50,5 mm	215 mm	39 ton	250 kg
FEE/5700/1215/5	2215218557005	215 mm	1497 mm	5390 mm	50 mm	60,5 mm	250 mm	52 ton	315 kg
FEE/5700/1245/5	2215221257005	243 mm	1462 mm	5405 mm	50 mm	60,5 mm	250 mm	69 ton	370 kg

ÖNDEN KALDIRMA TELESKOPIK SİLİNDİR / FRONT-END TELESCOPIC CYLINDER

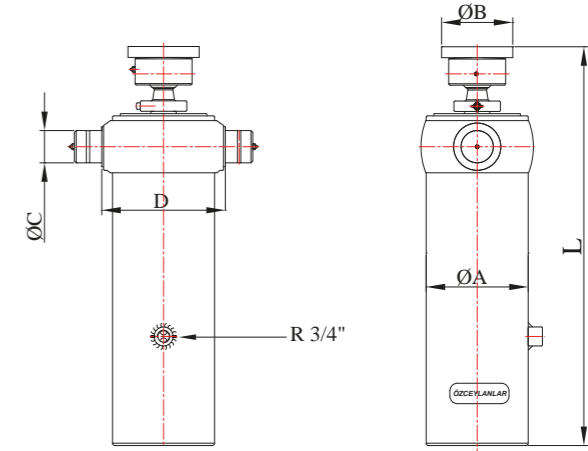
FET



ÜRÜN TİPİ Product Type	ÜRÜN KODU Product Code	GÖVDE ÇAPİ (A) Body O.D.(A)	KAPALI BOY (L) Closed Length (L)	TOPLAM STROK Total Stroke	B	C	D	1.KADEME MAK. İTME KUV. Max. Thrust Firs Stage(180 Bar)	SİLİNDİR AĞIRLIĞI Cylinder Weight
FET/2550/1140/3	2215511525503	165 mm	1072 mm	2550 mm	140 mm	65 mm	55 mm	20 ton	156 kg
FET/3000/1140/3	2215511530003	165 mm	1222 mm	3000 mm	140 mm	65 mm	55 mm	20 ton	177 kg
FET/3500/1165/3	2215513535003	190 mm	1372 mm	3270 mm	165 mm	68 mm	65 mm	28 ton	257 kg
FET/3500/1190/3	2215516035003	215 mm	1372 mm	3240 mm	190 mm	68 mm	68 mm	39 ton	313 kg
FET/4000/1165/3	2215513540003	190 mm	1520 mm	3660 mm	165 mm	68 mm	65 mm	28 ton	281 kg
FET/4000/1190/3	2215516040003	215 mm	1520 mm	3660 mm	190 mm	68 mm	68 mm	39 ton	347 kg
FET/3400/1140/4	2215511534004	165 mm	1072 mm	3395 mm	140 mm	65 mm	55 mm	20 ton	168 kg
FET/3800/1165/4	2215513538004	190 mm	1072 mm	3400 mm	165 mm	68 mm	65 mm	28 ton	218 kg
FET/3800/1190/4	2215516038004	215 mm	1072 mm	3400 mm	190 mm	68 mm	68 mm	39 ton	267 kg
FET/4000/1165/4	2215513540004	190 mm	1225 mm	3875 mm	165 mm	68 mm	65 mm	28 ton	237 kg
FET/4000/1190/4	2215516040004	215 mm	1225 mm	3875 mm	190 mm	68 mm	68 mm	39 ton	299 kg
FET/4500/1165/4	2215513545004	190 mm	1372 mm	4360 mm	165 mm	68 mm	65 mm	28 ton	254 kg
FET/4500/1190/4	2215516045004	215 mm	1372 mm	4320 mm	190 mm	68 mm	68 mm	39 ton	330 kg
FET/5000/1190/5	2215516050005	215 mm	1225 mm	4850 mm	190 mm	68 mm	68 mm	39 ton	318 kg
FET/5650/1215/5	2215518556505	243 mm	1472 mm	5650 mm	215 mm	68 mm	68 mm	52 ton	439 kg
FET/5650/1245/5	2215521556505	270 mm	1482 mm	5650 mm	243 mm	68 mm	68 mm	69 ton	543 kg
FET/5700/1190/5	2215516057005	215 mm	1372 mm	5420 mm	190 mm	68 mm	68 mm	39 ton	339 kg
FET/5700/1215/5	2215518557005	243 mm	1372 mm	5385 mm	215 mm	68 mm	68 mm	52 ton	415 kg
FET/5700/1245/5	2215521557005	270 mm	1382 mm	5355 mm	243 mm	68 mm	68 mm	69 ton	513 kg
FET/6150/1215/5	2215518561505	243 mm	1572 mm	6150 mm	215 mm	68 mm	68 mm	52 ton	465 kg
FET/6150/1245/5	2215521561505	270 mm	1582 mm	6150 mm	243 mm	68 mm	68 mm	69 ton	575 kg
FET/6500/1215/5	2215518565005	243 mm	1715 mm	6495 mm	215 mm	68 mm	68 mm	52 ton	515 kg
FET/6500/1245/5	2215521565005	270 mm	1715 mm	6495 mm	243 mm	68 mm	68 mm	69 ton	612 kg

ALTTAN KALDIRMA TELESKOPIK SİLİNDİR / UNDERBODY YIPPING TELESCOPIC CYLINDER

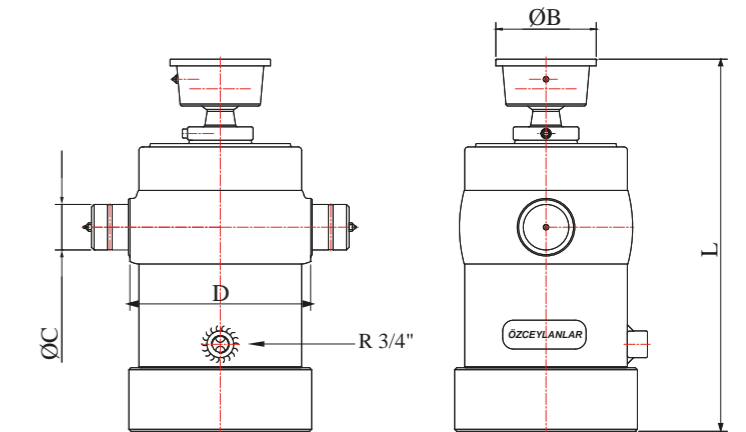
UCB



ÜRÜN TİPİ Product Type	ÜRÜN KODU Product Code	GÖVDE ÇAPİ (A) Body O.D.(A)	KAPALI BOY (L) Closed Length (L)	TOPLAM STROK Total Stroke	B	C	D	1.KADEME MAK. İTME KUV. Max. Thrust Firs Stage(180 Bar)	SİLİNDİR AĞIRLIĞI Cylinder Weight
UCB/1400/2140/4	2216211514004	140 mm	695 mm	1380 mm	150 mm	55 mm	177 mm	20 ton	68 kg
UCB/2500/2190/5	2216216025005	190 mm	840 mm	2485 mm	150 mm	68 mm	234 mm	39 ton	140 kg
UCB/3000/2190/6	2216216030006	190 mm	840 mm	2985 mm	150 mm	68 mm	234 mm	39 ton	145 kg
UCB/3000/2215/6	2216218530006	215 mm	840 mm	2995 mm	150 mm	68 mm	260 mm	52 ton	175 kg
UCB/3500/2215/7	2216218535007	215 mm	840 mm	3495 mm	150 mm	68 mm	260 mm	52 ton	180 kg

ALTTAN KALDIRMA TELESKOPIK SİLİNDİR / UNDERBODY YIPPING TELESCOPIC CYLINDER

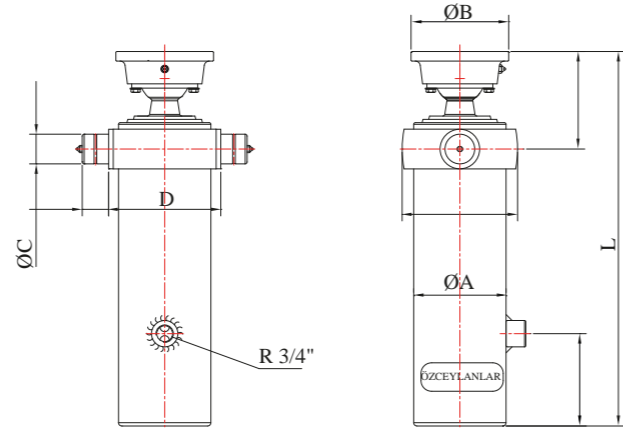
UCB



ÜRÜN TİPİ Product Type	ÜRÜN KODU Product Code	GÖVDE ÇAPİ (A) Body O.D.(A)	KAPALI BOY (L) Closed Length (L)	TOPLAM STROK Total Stroke	B	C	D	1.KADEME MAK. İTME KUV. Max. Thrust Firs Stage(180 Bar)	SİLİNDİR AĞIRLIĞI Cylinder Weight
UCB/1710/2245/6	2216221517106	245 mm	560 mm	1710 mm	150 mm	60 mm	275 mm	69 ton	150 kg

ALTTAN KALDIRMA TELESKOPIK SİLİNDİR/UNDERBODY YIPPING TELESCOPIC CYLINDER

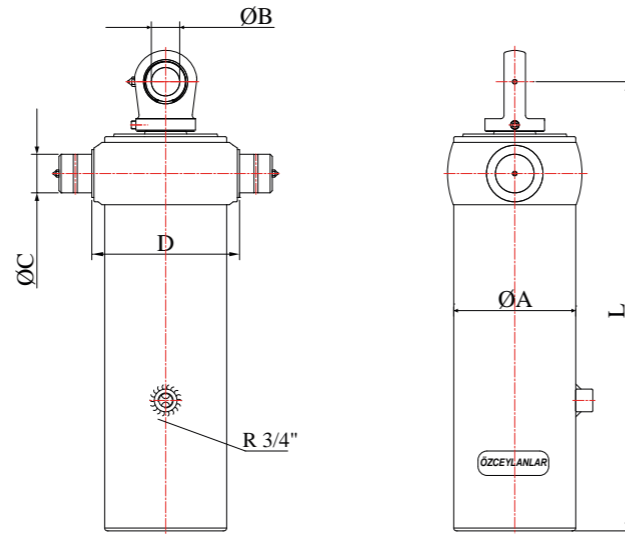
UCB



ÜRÜN TİPİ Product Type	ÜRÜN KODU Product Code	GÖVDE ÇAP (A) Body O.D.(A)	KAPALI BOY (L) Closed Length (L)	TOPLAM STROK Total Stroke	B	C	D	1.KADEME MAK. İTME KUV. Max. Thrust Firs Stage(180 Bar)	SİLİNDİR AĞIRLIĞI Cylinder Weight
UCB/580/2140/2	2216211505802	140 mm	570 mm	580 mm	148 mm	45 mm	170 mm	20 ton	50 kg
UCB/780/2140/2	2216211507802	140 mm	665 mm	780 mm	148 mm	45 mm	170 mm	20 ton	56 kg
UCB/870/2140/3	2216211508703	140 mm	570 mm	870 mm	148 mm	45 mm	170 mm	20 ton	54 kg

ALTTAN KALDIRMA TELESKOPIK SİLİNDİR/UNDERBODY YIPPING TELESCOPIC CYLINDER

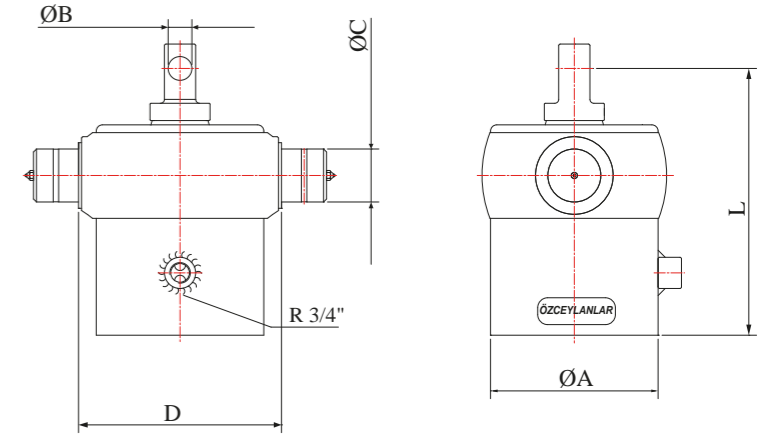
UCB



ÜRÜN TİPİ Product Type	ÜRÜN KODU Product Code	GÖVDE ÇAP (A) Body O.D.(A)	KAPALI BOY (L) Closed Length (L)	TOPLAM STROK Total Stroke	B	C	D	1.KADEME MAK. İTME KUV. Max. Thrust Firs Stage(180 Bar)	SİLİNDİR AĞIRLIĞI Cylinder Weight
UCB/2500/1190/5	2216116025005	190 mm	795 mm	2485 mm	50 mm	68 mm	234 mm	39 ton	134 kg
UCB/3000/1190/6	2216116030006	190 mm	795 mm	2985 mm	50 mm	68 mm	234 mm	39 ton	139 kg
UCB/3000/1215/6	2216118530006	215 mm	795 mm	2995 mm	50 mm	68 mm	260 mm	52 ton	169 kg

ALTTAN KALDIRMA TELESKOPIK SİLİNDİR/UNDERBODY YIPPING TELESCOPIC CYLINDER

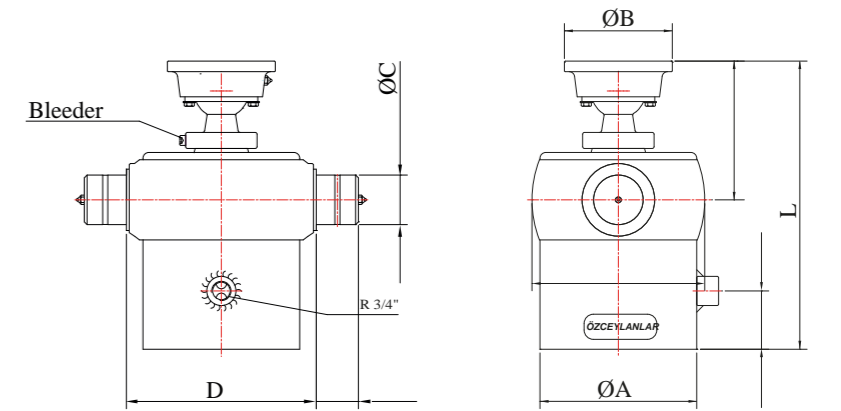
UCB



ÜRÜN TİPİ Product Type	ÜRÜN KODU Product Code	GÖVDE ÇAP (A) Body O.D.(A)	KAPALI BOY (L) Closed Length (L)	TOPLAM STROK Total Stroke	B	C	D	1.KADEME MAK. İTME KUV. Max. Thrust Firs Stage(180 Bar)	SİLİNDİR AĞIRLIĞI Cylinder Weight
UCB/660/1190/6	2216116006606	190 mm	342 mm	615 mm	30,5 mm	68 mm	234 mm	39 ton	57 kg
UCB/660/1215/6	2216118506606	215 mm	342 mm	630 mm	30,5 mm	68 mm	260 mm	52 ton	72 kg
UCB/735/1215/7	2216118507357	215 mm	342 mm	735 mm	30,5 mm	68 mm	260 mm	52 ton	74 kg
UCB/735/1245/7	2216121507357	243 mm	342 mm	735 mm	30,5 mm	68 mm	290 mm	69 ton	94 kg

ALTTAN KALDIRMA TELESKOPIK SİLİNDİR/UNDERBODY YIPPING TELESCOPIC CYLINDER

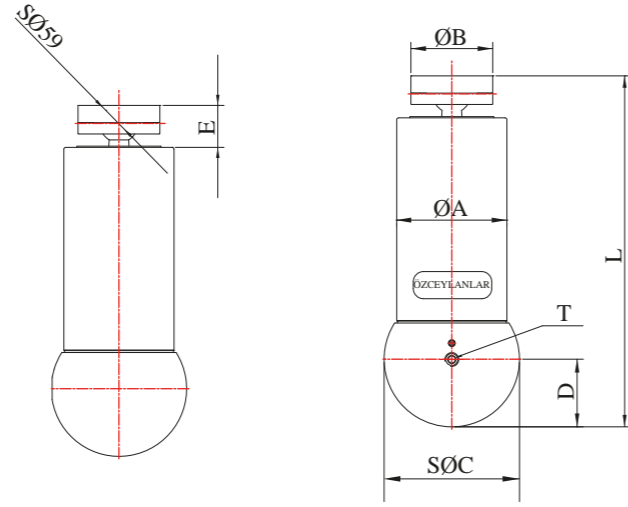
UCB



ÜRÜN TİPİ Product Type	ÜRÜN KODU Product Code	GÖVDE ÇAP (A) Body O.D.(A)	KAPALI BOY (L) Closed Length (L)	TOPLAM STROK Total Stroke	B	C	D	1.KADEME MAK. İTME KUV. Max. Thrust Firs Stage(180 Bar)	SİLİNDİR AĞIRLIĞI Cylinder Weight
UCB/660/2190/6	2216216006606	190 mm	400 mm	615 mm	150 mm	68 mm	234 mm	39 ton	63 kg
UCB/660/2215/6	2216218506606	215 mm	400 mm	630 mm	150 mm	68 mm	260 mm	52 ton	78 kg
UCB/735/2215/7	2216218507357	215 mm	400 mm	735 mm	150 mm	68 mm	260 mm	52 ton	80 kg

ALTTAN KALDIRMA TELESKOPIK SİLİNDİR / UNDERBODY YIPPING TELESCOPIC CYLINDER

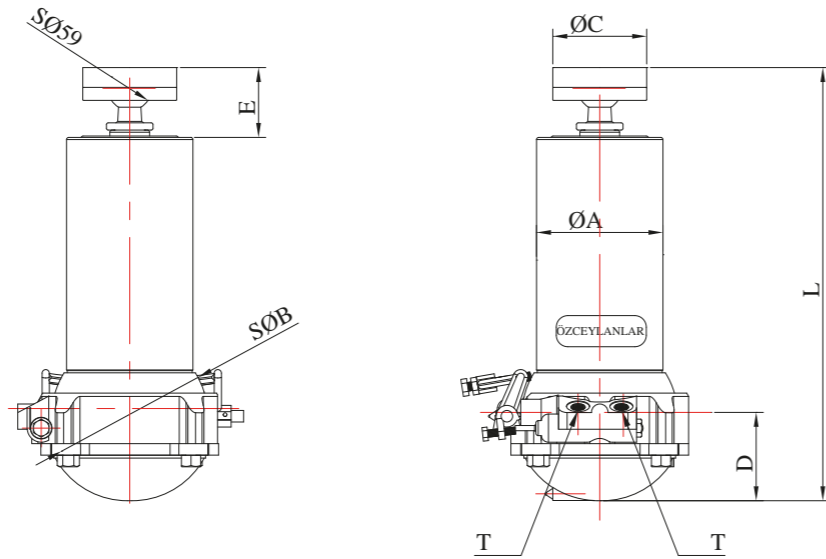
UCB



ÜRÜN TİPİ Product Type	ÜRÜN KODU Product Code	GÖVDE ÇAPİ (A) Body O.D.(A)	KAPALI BOY (L) Closed Length (L)	TOPLAM STROK Total Stroke	B	C	D	1.KADEME MAK. İTME KUV. Max. Thrust First Stage(180 Bar)	SİLİNDİR AĞIRLIĞI Cylinder Weight
UCB/1650/3175/5-2	2216413516505	175 mm	590 mm	1655 mm	215 mm	130 mm	107,5 mm	28 ton	90 kg
UCB/1650/3175/5-3	2216513516505	175 mm	560 mm	1560 mm	215 mm	130 mm	107,5 mm	28 ton	87 kg
UCB/1320/3205/5	2216616013205	205 mm	490 mm	1320 mm	250 mm		125 mm	39 ton	115 kg
UCB/1320/3205/5-1	2216416013205	205 mm	520 mm	1320 mm	250 mm	130 mm	125 mm	39 ton	118 kg

ALTTAN KALDIRMA TELESKOPIK SİLİNDİR / UNDERBODY YIPPING TELESCOPIC CYLINDER

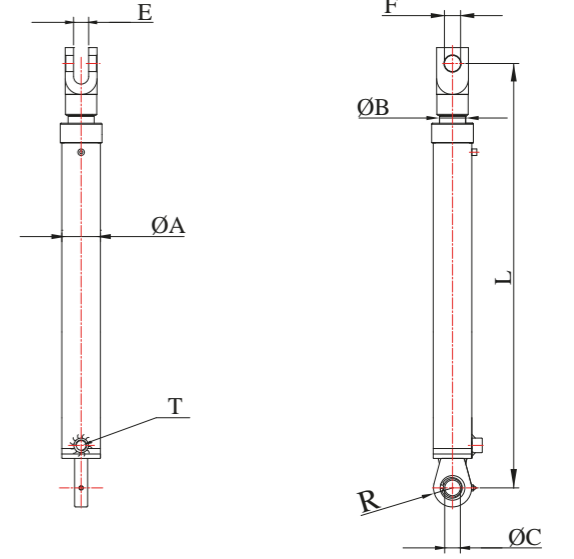
UCB



ÜRÜN TİPİ Product Type	ÜRÜN KODU Product Code	GÖVDE ÇAPİ (A) Body O.D.(A)	KAPALI BOY (L) Closed Length (L)	TOPLAM STROK Total Stroke	B	C	D	1.KADEME MAK. İTME KUV. Max. Thrust First Stage(180 Bar)	SİLİNDİR AĞIRLIĞI Cylinder Weight
UCB/1650/3175/5-1	2216313516505	175 mm	600 mm	1655 mm	215 mm	130 mm	117,5 mm	28 ton	108 kg

ARKA KAPAK SİLİNDİRİ (ÇATALLI) / REAR DOOR CYLINDER (FORKED HEAD)

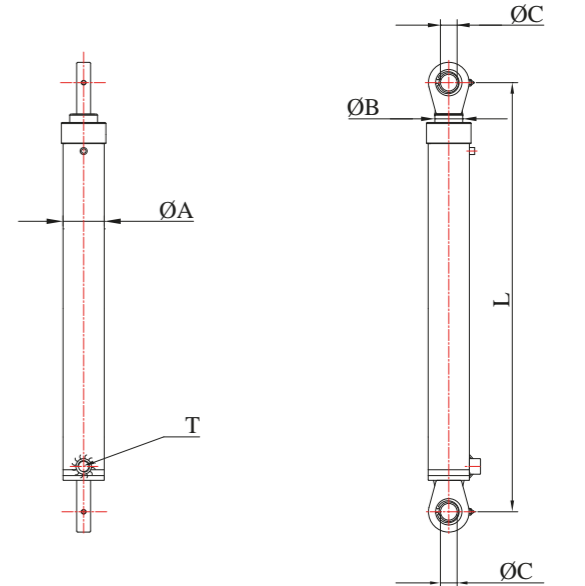
CCF






ÜRÜN TİPİ Product Type	ÜRÜN KODU Product Code	GÖVDE ÇAPİ (A) Body O.D.(A)	KAPALI BOY (L) Closed Length (L)	TOPLAM STROK Total Stroke	B	C	D	1.KADEME MAK. İTME KUV. Max. Thrust First Stage(180 Bar)	SİLİNDİR AĞIRLIĞI Cylinder Weight
CCF/510/1075/1	2217105005101	75 mm	810 mm	510 mm	50 mm	30 mm	61 mm	5 ton	22 kg
CCF/610/1075/1	2217105006101	75 mm	910 mm	610 mm	50 mm	30 mm	61 mm	5 ton	26 kg
CCF/710/1075/1	2217105007101	75 mm	1010 mm	710 mm	50 mm	30 mm	61 mm	5 ton	30 kg

ARKA KAPAK SİLİNDİRİ (MAFSALLI) / REAR DOOR CYLINDER (EYE HEAD)

CCM



ÜRÜN TİPİ Product Type	ÜRÜN KODU Product Code	GÖVDE ÇAPİ (A) Body O.D.(A)	KAPALI BOY (L) Closed Length (L)	TOPLAM STROK Total Stroke	B	C	D	1.KADEME MAK. İTME KUV. Max. Thrust First Stage(180 Bar)	SİLİNDİR AĞIRLIĞI Cylinder Weight
CCM/510/1075/1	2217205005101	75 mm	770 mm	510 mm	50 mm	30 mm		5 ton	20 kg
CCM/610/1075/1	2217205006101	75 mm	870 mm	610 mm	50 mm	30 mm		5 ton	24 kg
CCM/710/1075/1	2217205007101	75 mm	970 mm	710 mm	50 mm	30 mm		5 ton	28 kg



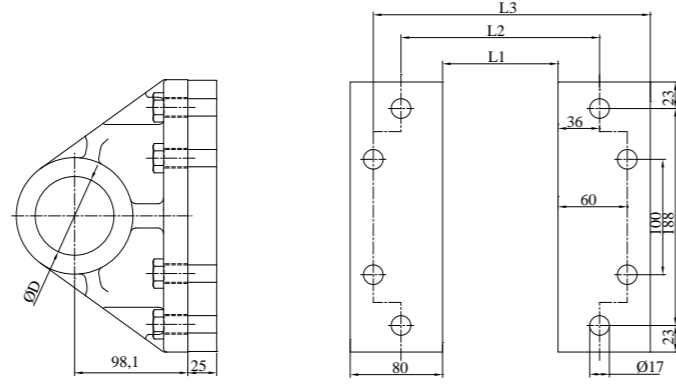
Brackets, cylinder cover, spherical cap for UCB cylinder, oil tank, hose, bushing and other side elements used in hydraulic spare parts are supplied as per custom requests of our customers.

OZCEYLANLAR A.S. oil tanks are produced from steel sheet, consists of side and rear mounted models with capacities from 20 up to 285 litres. Mounting oil filter ,cap level indicator and tank connection part is available as per customer demands.

Hidrolik devrelerde kullanılan braketler, kapak silindiri, alttan kaldırma teleskopik silindir küresel kapağı ,yağ tankı ,hortum, rakor vb. yardımcı ekipmanlar müşterilerimizden gelen özel talepler doğrultusunda temin edilmektedir. Yağ Tanklarımız şase altı ve şase üstü olarak iki grup halinde; 20 litreden 285 litreye kadar çelik saçtan üretilmektedir. Müşteri taleplerine göre yağ filtresi, depo kapağı, seviye-sıcaklık göstergeleri ve depo bağlantı elemanları tanklara monte edilebilir.

ŞASE BRAKET/CHASSIS BRACKET

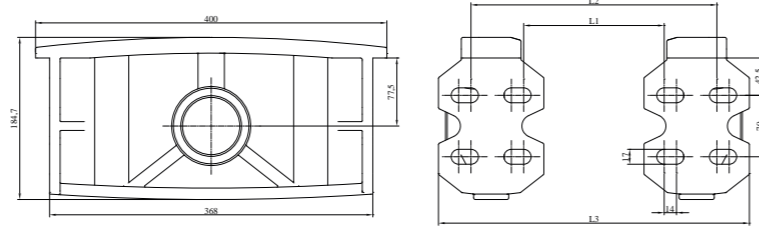
SBR 01



ÜRÜN TİPİ Product Type	ÜRÜN KODU Product Code	KULLANILAN SİLİNDİR TİPLERİ Types of cylinders used	ØD	L1	L2	L3	AĞIRLIĞI Weight
SBR.01/55-123	22381055	FE-FET/___/1140	55,2 mm	180 mm	252 mm	300 mm	22 kg
SBR.01/65-123	22381065	FE-FET/___/1165	65,2 mm	210 mm	282 mm	330 mm	22 kg
SBR.01/68-123	22381068	FE-FET/___/1190	68,2 mm	240 mm	312 mm	360 mm	22 kg
SBR.01/68-123	22381068	FE-FET/___/1215	68,2 mm	265 mm	337 mm	385 mm	22 kg
SBR.01/68-123	22381068	FE-FET/___/1245	68,2 mm	295 mm	367 mm	415 mm	22 kg

ŞASE BRAKET/CHASSIS BRACKET

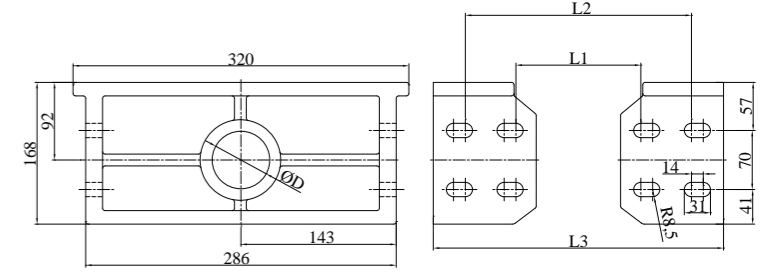
SBR 02



ÜRÜN TİPİ Product Type	ÜRÜN KODU Product Code	KULLANILAN SİLİNDİR TİPLERİ Types of cylinders used	ØD	L1	L2	L3	AĞIRLIĞI Weight
SBR.02/65-368	22382065	FE-FET/___/1165	65,2 mm	160 mm	280 mm	354 mm	36 kg
SBR.02/68-368	22382068	FE-FET/___/1190	68,2 mm	190 mm	310 mm	384 mm	36 kg
SBR.02/68-368	22382068	FE-FET/___/1215	68,2 mm	216 mm	336 mm	410 mm	36 kg
SBR.02/68-368	22382068	FE-FET/___/1245	68,2 mm	246 mm	366 mm	440 mm	36 kg

ŞASE BRAKET/CHASSIS BRACKET

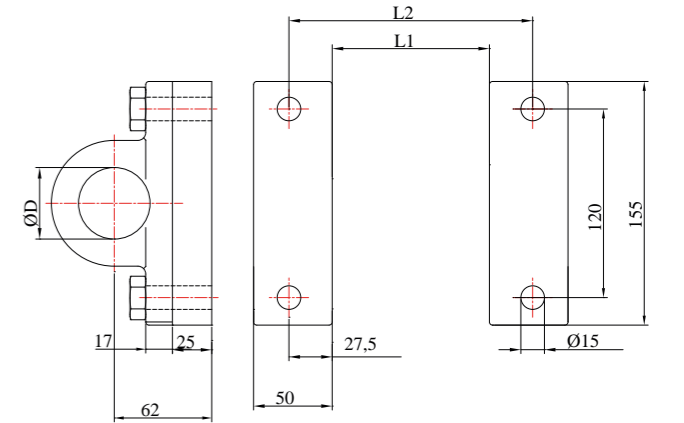
SBR 03



ÜRÜN TİPİ Product Type	ÜRÜN KODU Product Code	KULLANILAN SİLİNDİR TİPLERİ Types of cylinders used	ØD	L1	L2	L3	AĞIRLIĞI Weight
SBR.03/55-286	22383055	FE-FET/___/1140	55,2 mm	135 mm	255 mm	331 mm	30 kg
SBR.03/65-286	22383065	FE-FET/___/1165	65,2 mm	162 mm	282 mm	358 mm	30 kg
SBR.03/68-286	22383068	FE-FET/___/1190	68,2 mm	192 mm	312 mm	388 mm	30 kg

ŞASE BRAKET/CHASSIS BRACKET

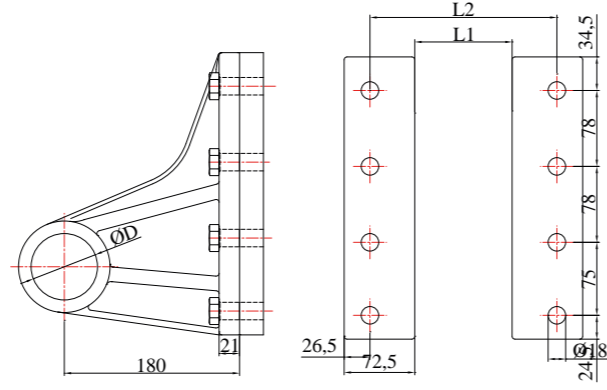
SBR 04



ÜRÜN TİPİ Product Type	ÜRÜN KODU Product Code	KULLANILAN SİLİNDİR TİPLERİ Types of cylinders used	ØD	L1	L2	L3	AĞIRLIĞI Weight
SBR.04/45-62	22384045	UCB/___1100-2100	45,2 mm	125 mm	180 mm		7 kg
SBR.04/50-62	22384050	UCB/___1120-2120	50,2 mm	145 mm	200 mm		7 kg
SBR.04/50-62	22384050	UCB/___/1140/2140	50,2 mm	165 mm	220 mm		7 kg

KASA BRAKET/CHASSIS BRACKET

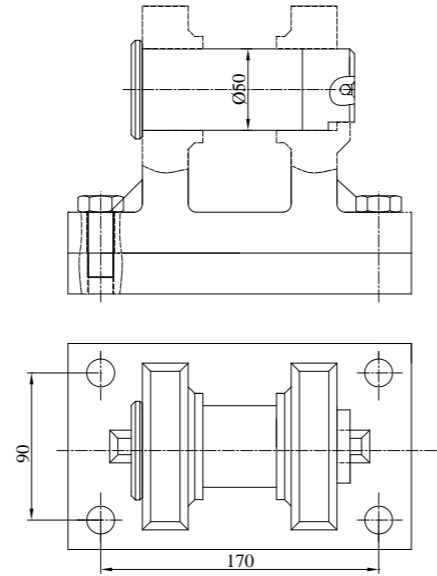

KBR 01



ÜRÜN TİPİ Product Type	ÜRÜN KODU Product Code	KULLANILAN SİLİNDİR TİPLERİ Types of cylinders used	ØD	L1	L2	AĞIRLIĞI Weight
KBR.01/55-205	22391055	FCB/___/1140	55,2 mm	180 mm	272 mm	26 kg
KBR.01/65-205	22391065	FCB/___/1165 (FET/___/1140)	65,2 mm	210 mm	302 mm	26 kg
KBR.01/68-205	22391068	FCB/___/1190 (FET/___/1165)	68,2 mm	240 mm	332 mm	26 kg
KBR.01/68-205	22391068	FCB/___/1215 (FET/___/1190)	68,2 mm	265 mm	357 mm	26 kg
KBR.01/68-205	22391068	FCB/___/1245 (FET/___/1215)	68,2 mm	295 mm	387 mm	26 kg
KBR.01/70-205	22391070	FET/___/1245	68,2 mm	325 mm	417 mm	26 kg

KASA BRAKET/TOP BRACKET

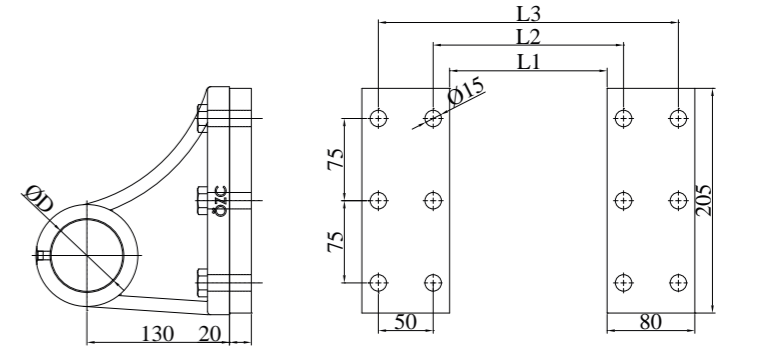
KBR 02



ÜRÜN TİPİ Product Type	ÜRÜN KODU Product Code	KULLANILAN SİLİNDİR TİPLERİ Types of cylinders used	ØD	L1	L2	L3	AĞIRLIĞI Weight
KBR 02	22393050	FE / FED/ FEE/	50 mm				16 kg

KASA BRAKET/CHASSIS BRACKET

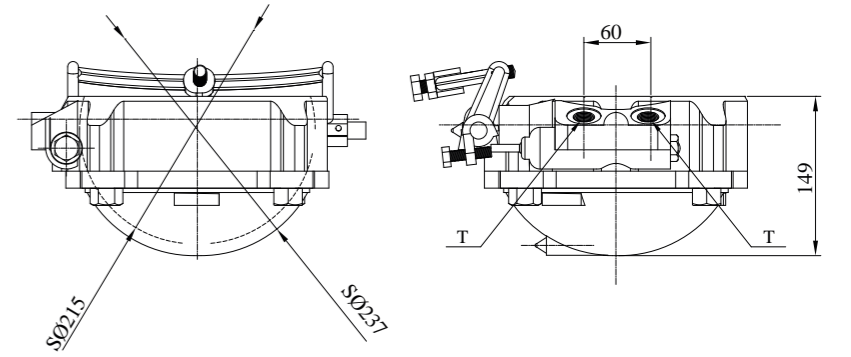
KBR 03



ÜRÜN TİPİ Product Type	ÜRÜN KODU Product Code	KULLANILAN SİLİNDİR TİPLERİ Types of cylinders used	ØD	L1	L2	L3	AĞIRLIĞI Weight
KBR.03/55-150	22392055	FCB/___/1140	55,2 mm	180 mm	210 mm	310 mm	17 kg
KBR.03/65-150	22392065	FCB/___/1165 (FET/___/1140)	65,2 mm	210 mm	240 mm	340 mm	17 kg
KBR.03/68-150	22392068	FCB/___/1190 (FET/___/1165)	68,2 mm	240 mm	270 mm	370 mm	17 kg

ALTTAN KALDIRMA TELESKOPIK SİLİNDİR BEŞİĞİ/CRADLE FOR UCB CYLINDER

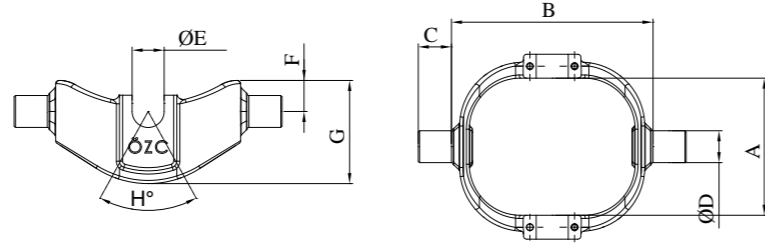
CRDL 01



ÜRÜN TİPİ Product Type	ÜRÜN KODU Product Code	KULLANILAN SİLİNDİR TİPLERİ Types of cylinders used	YAĞ GİRİŞ ÇAP (T) Oil inlet diameter (T)	YAĞ ÇIKIŞ ÇAP (T) Oil inlet output (T)	MAKSİMUM ÇALIŞMA BASINCI Maximum working pressure	AĞIRLIĞI Weight
CRDL 01	22371215	UCB-1650-3175-5-2__UCB-1650-3175-5-3	M22x1,5	M22x1,5	190 bar	14 kg

ALTTAN KALDIRMA TELESKOPIK SİLİNDİR BEŞİĞİ/CRADLE FOR UCB CYLINDER

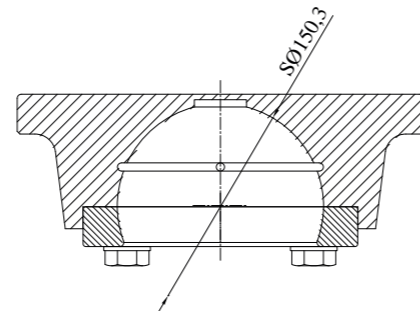
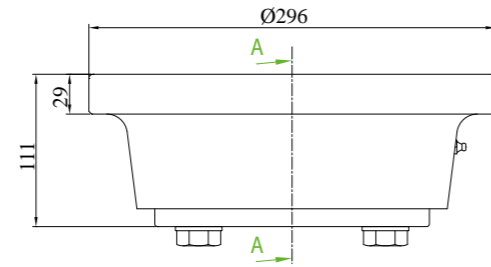
CRDL 02 03 04 05 06 07



ÜRÜN TİPİ Product Type	ÜRÜN KODU Product Code	KULLANILAN SİLİNDİR TİPLERİ Types of cylinders used	A	B	C	ØD	F	G	H°
CRDL 02	22372185	UCB/___/-140	185	290	60	55	37,5	130	60
CRDL 06	22372295	UCB/___/-245	295	395	60	68	55	220	60
CRDL 07	22372175	UCB/___/-140	175	230	45	45	25	105	60

ALTTAN KALDIRMA TELESKOPIK SİLİNDİR KÜRESEL KAPAĞI/SWINGING END

KAP 01

**YAĞ SEVİYE GÖSTERGESİ**/OIL LEVEL INDICATOR

ÜRÜN KODU Product Code	ÜRÜN ADI Product Name
25630002	YAĞ SEVİYE GÖSTERGESİ /OIL LEVEL INDICATOR

GERİ DÖNÜŞ FİLTRESİ/RETURN FILTER

ÜRÜN KODU Product Code	ÜRÜN ADI Product Name
25630007	GERİ DÖNÜŞ FİLTRESİ/RETURN FILTER

DEPO KAPAĞI/TANK COVER

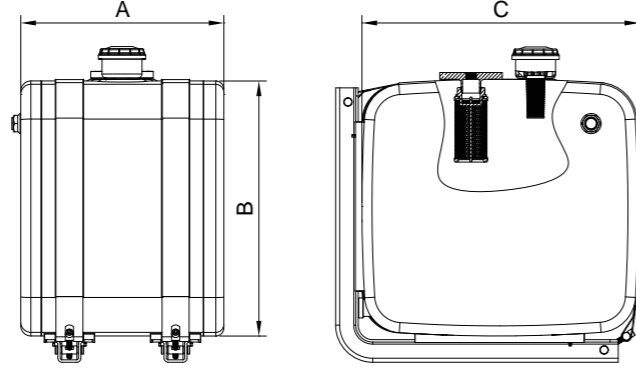
ÜRÜN KODU Product Code	ÜRÜN ADI Product Name
25630001	DEPO KAPAĞI /TANK COVER

ŞASE ALTI YAĞ TANKI/SIDE MOUNTED OIL TANK

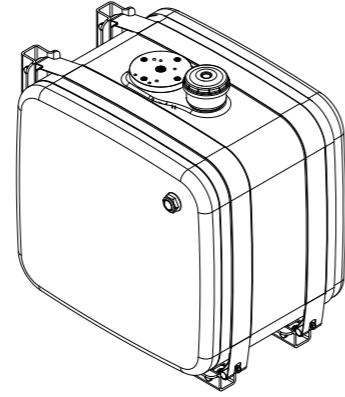
ŞASE ALTI



(Filtresiz / Unfiltered)



(Filtreli / Filtered)



ÜRÜN KODU Product Code (Filtresiz / Unfiltered)	ÜRÜN KODU Product Code (Filtreli / Filtered)	TANK HACMİ (LT) Tank Volume	ÇALIŞMA HACMİ (LT) Working Volume
25620651	25640651	80	65
25620801	25640801	100	80
25621001	25641001	120	100
25621151	25641151	128	115
25621401	25641401	160	140
25621501	25641501	166	150
25621601	25641601	190	160
25621801	25641801	207	180
25621902	25641902	213	190
25622201	25642201	249	220
25622301	25642301	256	230

ŞASE ÜSTÜ YAĞ TANKI/REAR MOUNTED OIL TANK

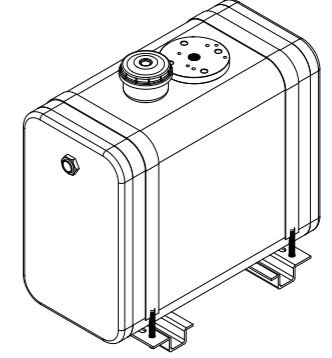
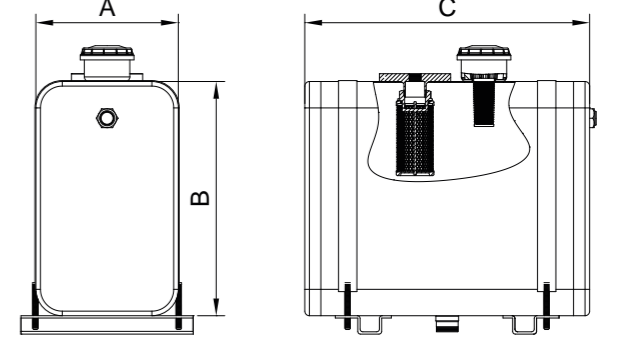
ŞASE ÜSTÜ



(Filtresiz / Unfiltered)



(Filtreli / Filtered)



ÜRÜN KODU Product Code (Filtresiz / Unfiltered)	ÜRÜN KODU Product Code (Filtreli / Filtered)	TANK HACMİ (LT) Tank Volume	ÇALIŞMA HACMİ (LT) Working Volume
25610551	25630551	65	55
25610651	25630651	75	65
25610751	25630751	93	75
25610901	25630901	105	90
25611001	25631001	120	100
25611101	25631101	130	110
25611201	25631201	135	120
25611351	25631351	155	135
25611401	25631401	160	140
25611501	25631501	175	150
25611601	25631601	185	160
25611651	25631651	195	165
25611701	25631701	195	170
25611801	25631801	197	180
25611901	25631901	225	190
25612201	25632201	250	220
25612301	25632301	255	230
25612501	25632501	285	250

POMPA KOD AÇIKLAMASI INSTRUCTION OF PUMP CODE

21 1 1 30 043 7 3

FİRMA POMPA KODU
COMPANY PUMP CODE

ÜRÜN TİPİ
PRODUCT TYPE
1 DİŞLİ
1 GEAR
2 DÜZ PİSTONLU
2 STRAGHT PISTON
EKSENEL PİSTONLU
3 BENT AXIS PISTON

DİŞLİ POMPA TİPİ
GEAR PUMP TYPES
1 NORMAL
1 NORMAL
2 KENDİNDEN VENTİLLİ
2 GEAR PUMP WITH PNEUMATIC VALVE
3 MEKANİK VENTİLLİ
3 MECHANICAL VALVE GEAR PUMP
4 ÇİFT YÖNLÜ
4 BI-ROTATIONAL
5 ÖZEL TİP
5 SPECIAL TYPE

DÖNÜŞ YÖNÜ
ROTATION
1 SAĞ DÖNÜŞ
1 RIGHT
2 SOL DÖNÜŞ
2 LEFT
3 ÇİFT YÖNLÜ
3 BI-ROTATION

BAĞLANTI ŞEKLİ
CONNECTION TYPE
6 DİĞER
6 OTHER
7 ISO
7 ISO
8 UNI
8 UNI
9 T2
9 T2
0 ŞAFTLI
0 WITH SHAFT

POMPA İLETİM HACMİ
DISPLACEMENT OF PUMP

POMPA SERİSİ
PUMP SERIES



özceylanlar

POMPALAR/PUMPS

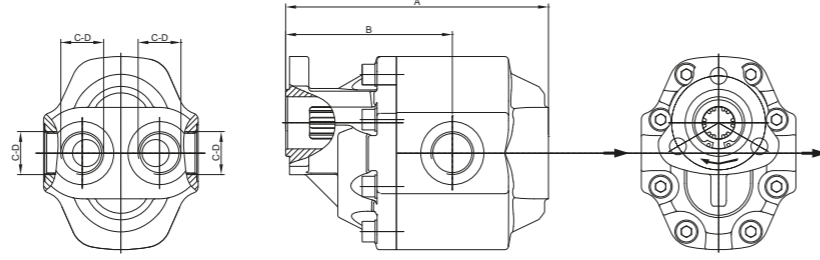
OZCEYLANLAR A.S. designs and manufactures gear pumps within 190 -200 bar and piston pumps within 250 -350 as per various quality standards (TSE, DIN, ISO ve CE) and with different volumes (between 20-150 cc). All Ozceylanlar A.S. hydraulic pumps are subject to seal performance tests and report up to 400 bar in NC controlled cylinder test unit.

ÖZCEYLANLAR A.Ş. dişli pompaların 190-200 bar ve pistonlu pompalarını 250 – 350 bar basınç uygulamaları için çeşitli standartlarda (TSE, DIN, ISO ve CE) ve farklı hacimlerde (20-150 cc arası) dizayn etmekte ve üretmektedir. Ürettiğimiz hidrolik pompalar NC Kontrollü pompa test ünitesinde maksimum 400 bar'a kadar Sızdırmazlık ve performans testine tabi tutulup raporlandırılmaktadır.

www.ozceylanlar.com

İKİ DÖNÜŞLÜ UNI DIŞLI POMPA / BI-ROTATIONAL UNI GEAR PUMP

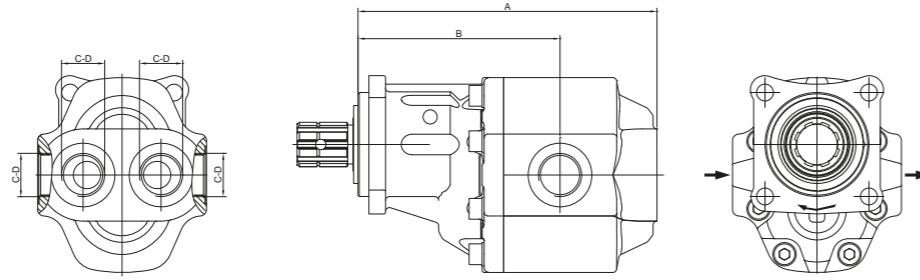
DP DD UNI



ÜRÜN TİPİ Product Type	ÜRÜN KODU Product Code	A	B	YAĞ GİRİŞ ÇAPİ (C) Oil Inlet Diameter(c)	YAĞ ÇIKIŞ ÇAPİ (D) Oil Outlet Diameter(c)	YERDEĞİŞTİRME Displacement	ÇALIŞMA BASINCI Working Pressure	MAKS. ARALIKLI ÇALIŞMA BASINCI (MAKS.20 S) Max. Intermittent Pressure (Maks.20 S)	MAKS. SÜREKLİ ÇALIŞMA DEVİRİ Max Continuous Speed	ARALIKLI MAKS. ÇALIŞMA BASINCINDA MAKS. DEVİR Max. Speed At Intermitt. Pressure	AĞIRLIK Weight
DP 30/43 DD UNI	21143004383	176 mm	111,4 mm	R1"	R1"	43 cm ³ /dev	200 bar	260 bar	1500 d/dak.	2500 d/dak.	12 kg
DP 30/61 DD UNI	21143006183	186 mm	124,4 mm	R1"	R1"	58 cm ³ /dev	190 bar	250 bar	1500 d/dak.	2000 d/dak.	13 kg
DP 30/82 DD UNI	21143008283	204 mm	129,4 mm	R1"	R1"	85 cm ³ /dev	190 bar	250 bar	1400 d/dak.	1800 d/dak.	14 kg
DP 30/92 DD UNI	21143009283	210 mm	129,4 mm	R1"	R1"	93 cm ³ /dev	190 bar	250 bar	1400 d/dak.	1800 d/dak.	15 kg
DP 40/92 DD UNI	21144009283	210,5 mm	133 mm	R1"	R1"	92 cm ³ /dev	200 bar	250 bar	1400 d/dak.	2500 d/dak.	18 kg
DP 40/109 DD UNI	21144010983	217,5 mm	136 mm	R1"	R1"	108 cm ³ /dev	200 bar	250 bar	1400 d/dak.	2500 d/dak.	20 kg

İKİ DÖNÜŞLÜ DIŞLI POMPA / BI-ROTATIONAL GEAR PUMP

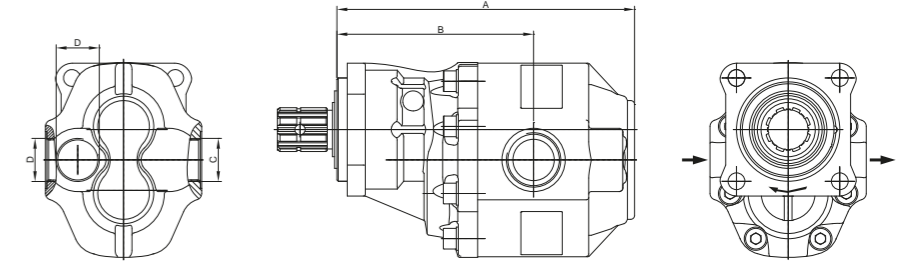
DP DD



ÜRÜN TİPİ Product Type	ÜRÜN KODU Product Code	A	B	YAĞ GİRİŞ ÇAPİ (C) Oil Inlet Diameter(c)	YAĞ ÇIKIŞ ÇAPİ (D) Oil Outlet Diameter(c)	YERDEĞİŞTİRME Displacement	ÇALIŞMA BASINCI Working Pressure	MAKS. ARALIKLI ÇALIŞMA BASINCI (MAKS.20 S) Max. Intermittent Pressure (Maks.20 S)	MAKS. SÜREKLİ ÇALIŞMA DEVİRİ Max Continuous Speed	ARALIKLI MAKS. ÇALIŞMA BASINCINDA MAKS. DEVİR Max. Speed At Intermitt. Pressure	AĞIRLIK Weight
DP 30/43 DD	21143004373	199 mm	142 mm	R1"	R1"	43 cm ³ /dev	200 bar	260 bar	1500 d/dak.	2500 d/dak.	12 kg
DP 30/61 DD	21143006173	209 mm	147 mm	R1"	R1"	58 cm ³ /dev	190 bar	250 bar	1500 d/dak.	2000 d/dak.	13 kg
DP 30/82 DD	21143008273	230 mm	155,5 mm	R1"	R1"	85 cm ³ /dev	190 bar	250 bar	1400 d/dak.	1800 d/dak.	14 kg
DP 30/92 DD	21143009273	236 mm	155,5 mm	R1"	R1"	93 cm ³ /dev	190 bar	250 bar	1400 d/dak.	1800 d/dak.	15 kg
DP 40/92 DD	21144009273	230 mm	155,5 mm	R1"	R1"	92 cm ³ /dev	200 bar	250 bar	1400 d/dak.	2500 d/dak.	18 kg
DP 40/109 DD	21144010973	237 mm	158,5 mm	R1"	R1"	108 cm ³ /dev	200 bar	250 bar	1400 d/dak.	2500 d/dak.	20 kg

ISO DIŞLI POMPA / ISO GEAR PUMP

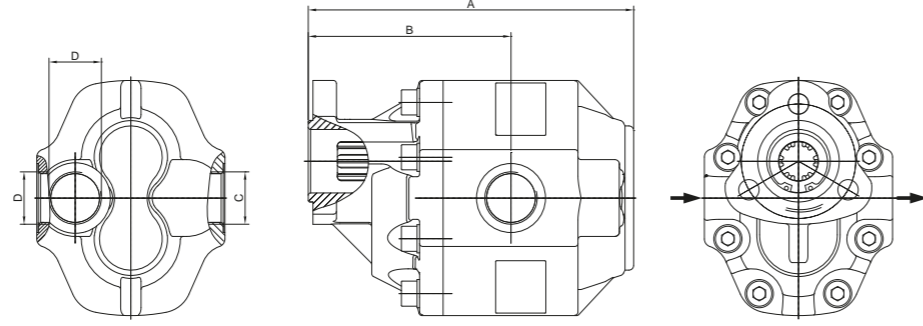
DP ISO



ÜRÜN TİPİ Product Type	ÜRÜN KODU SAĞ DÖNÜŞ Product Code Right	ÜRÜN KODU SOL DÖNÜŞ Product Code Left	A	B	YAĞ GİRİŞ ÇAPİ (C) Oil Inlet Diameter(c)	YAĞ ÇIKIŞ ÇAPİ (D) Oil Outlet Diameter(c)	YERDEĞİŞTİRME Displacement	ÇALIŞMA BASINCI Working Pressure	MAKS. ARALIKLI ÇALIŞMA BASINCI (MAKS.20 S) Max. Intermittent Pressure (Maks.20 S)	MAKS. SÜREKLİ ÇALIŞMA DEVİRİ Max Continuous Speed	ARALIKLI MAKS. ÇALIŞMA BASINCINDA MAKS. DEVİR Max. Speed At Intermitt. Pressure	AĞIRLIK Weight
DP 30/17 ISO	21113001771	21113001772	187,5 mm	129 mm	R 1/2"	R 1/2"	17 cm ³ /dev	290 bar	315 bar	1500 d/dak.	2500 d/dak.	12 kg
DP 30/22 ISO	21113002271	21113002272	190,5 mm	129 mm	R 1/2"	R 1/2"	22 cm ³ /dev	290 bar	315 bar	1500 d/dak.	2500 d/dak.	12 kg
DP 30/27 ISO	21113002771	21113002772	193,5 mm	132 mm	R 3/4"	R 1/2"	27 cm ³ /dev	290 bar	315 bar	1500 d/dak.	2500 d/dak.	12,5 kg
DP 30/34 ISO	21113003471	21113003472	198,5 mm	132 mm	R 3/4"	R 3/4"	34 cm ³ /dev	280 bar	300 bar	1500 d/dak.	2500 d/dak.	13 kg
DP 30/43 ISO	21113004371	21113004372	202,5 mm	136 mm	R1"	R3/4"	43 cm ³ /dev	200 bar	260 bar	1500 d/dak.	2500 d/dak.	13 kg
DP 30/61 ISO	21113006171	21113006172	212,5 mm	142 mm	R 1 1/4"	R1"	58 cm ³ /dev	200 bar	250 bar	1500 d/dak.	2000 d/dak.	14 kg
DP 30/82 ISO	21113008271	21113008272	230,5 mm	152 mm	R1 1/4"	R1"	85 cm ³ /dev	190 bar	250 bar	1400 d/dak.	1800 d/dak.	15 kg
DP 30/92 ISO	21113009271	21113009272	236,5 mm	158,5 mm	R1 1/4"	R1"	93 cm ³ /dev	190 bar	250 bar	1400 d/dak.	1800 d/dak.	16 kg
DP 37/107 ISO	21113710771	21113710772	248,5 mm	162,3 mm	R1 1/4"	R1"	111 cm ³ /dev	190 bar	250 bar	1400 d/dak.	1800 d/dak.	18 kg
DP 40/87 ISO	21114008771	21114008772	227 mm	152 mm	R1 1/4"	R1"	87 cm ³ /dev	200 bar	250 bar	1400 d/dak.	2500 d/dak.	17,5 kg
DP 40/109 ISO	21114010971	21114010972	235 mm	158,5 mm	R1 1/4"	R1"	108 cm ³ /dev	200 bar	250 bar	1400 d/dak.	2500 d/dak.	21 kg
DP 40/133 ISO	21114013371	21114013372	242 mm	163 mm	R1 1/4"	R1"	127 cm ³ /dev	190 bar	240 bar	1300 d/dak.	2400 d/dak.	22 kg

ÜNİ DİŞLİ PAMPA/UNI GEAR PUMP

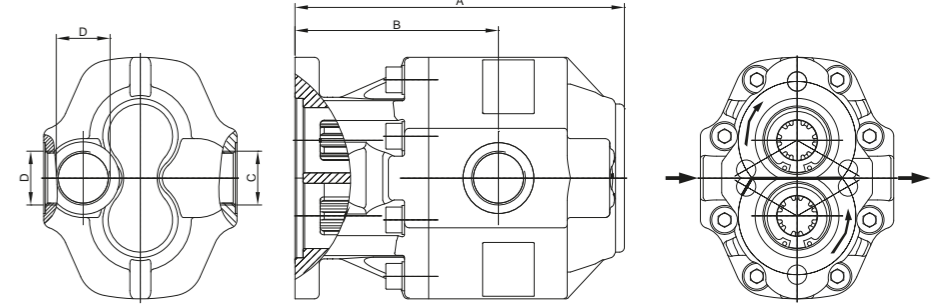
DP UNI



ÜRÜN TİPİ Product Type	ÜRÜN KODU SAĞ DÖNÜŞ Product Code Right	ÜRÜN KODU SOL DÖNÜŞ Product Code Left	A	B	YAĞ GİRİŞ ÇAPİ (C) Oil Inlet Diameter(c)	YAĞ ÇIKIŞ ÇAPİ (D) Oil Outlet Diameter(c)	YERDEĞİŞTİRME Displacement	ÇALIŞMA BASINCI Working Pressure	MAKS. ARALIKLI ÇALIŞMA BASINCI (MAKS.20 S) Max. Intermittent Pressure (Maks.20 S)	MAKS. SÜREKLİ ÇALIŞMA DEVİRİ Max.Continuous Speed	ARALIKLI MAKS. ÇALIŞMA BASINCINDA MAKS. DEVİR Max. Speed At Intermitt. Pressure	AĞIRLIK Weight
DP 30/17 UNI	21113001781	21113001782	164,5 mm	106 mm	R 1/2"	R 1/2"	17 cm³/dev	290 bar	315 bar	1500 d/dak.	2500 d/dak.	10 kg
DP 30/22 UNI	21113002281	21113002282	167,5 mm	106 mm	R 1/2"	R 1/2"	22 cm³/dev	290 bar	315 bar	1500 d/dak.	2500 d/dak.	10 kg
DP 30/27 UNI	21113002781	21113002782	170,5 mm	109 mm	R 3/4"	R 1/2"	27 cm³/dev	290 bar	315 bar	1500 d/dak.	2500 d/dak.	10 kg
DP 30/34 UNI	21113003481	21113003482	175,5 mm	109 mm	R 3/4"	R 3/4"	34 cm³/dev	280 bar	300 bar	1500 d/dak.	2500 d/dak.	10 kg
DP 30/43 UNI	21113004381	21113004382	179,5 mm	113 mm	R1"	R3/4"	43 cm³/dev	200 bar	260 bar	1500 d/dak.	2500 d/dak.	10 kg
DP 30/61 UNI	21113006181	21113006182	189,5 mm	119 mm	R 1 1/4"	R1"	58 cm³/dev	200 bar	250 bar	1500 d/dak.	2000 d/dak.	12,5 kg
DP 30/82 UNI	21113008281	21113008282	207,5 mm	129 mm	R1 1/4"	R1"	85 cm³/dev	190 bar	250 bar	1400 d/dak.	1800 d/dak.	13 kg
DP 30/92 UNI	21113009281	21113009282	213,5 mm	135 mm	R1 1/4"	R1"	93 cm³/dev	190 bar	250 bar	1400 d/dak.	1800 d/dak.	14 kg
DP 37/107 UNI	21113710781	21113710782	225,5 mm	139 mm	R1 1/4"	R1"	111 cm³/dev	190 bar	250 bar	1400 d/dak.	1800 d/dak.	16 kg
DP 40/87 UNI	21114008781	21114008782	204,5 mm	129,5 mm	R1 1/4"	R1"	87 cm³/dev	200 bar	250 bar	1400 d/dak.	2500 d/dak.	17 kg
DP 40/109 UNI	21114010981	21114010982	212,5 mm	136 mm	R1 1/4"	R1"	108 cm³/dev	200 bar	250 bar	1400 d/dak.	2500 d/dak.	21 kg
DP 40/133 UNI	21114013381	21114013382	219,5 mm	140,5 mm	R1 1/4"	R1"	127 cm³/dev	190 bar	240 bar	1300 d/dak.	2400 d/dak.	22 kg

T2 DİŞLİ POMPA/T2 GEAR PUMP

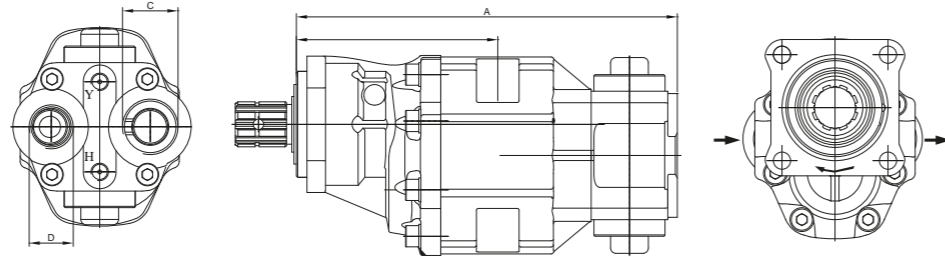
DP T2



ÜRÜN TİPİ Product Type	ÜRÜN KODU Product Code	A	B	YAĞ GİRİŞ ÇAPİ (C) Oil Inlet Diameter(c)	YAĞ ÇIKIŞ ÇAPİ (D) Oil Outlet Diameter(c)	YERDEĞİŞTİRME Displacement	ÇALIŞMA BASINCI Working Pressure	MAKS. ARALIKLI ÇALIŞMA BASINCI (MAKS.20 S) Max. Intermittent Pressure (Maks.20 S)	MAKS. SÜREKLİ ÇALIŞMA DEVİRİ Max.Continuous Speed	ARALIKLI MAKS. ÇALIŞMA BASINCINDA MAKS. DEVİR Max. Speed At Intermitt. Pressure	AĞIRLIK Weight
DP 30/43 T2	21113004393	176,5 mm	110 mm	R1"	R3/4"	43 cm³/dev	200 bar	260 bar	1500 d/dak.	2500 d/dak.	12 kg
DP 30/61 T2	21113006193	186,5 mm	116 mm	R 1 1/4"	R1"	58 cm³/dev	200 bar	250 bar	1500 d/dak.	2000 d/dak.	13 kg
DP 30/82 T2	21113008293	204,5 mm	126 mm	R1 1/4"	R1"	85 cm³/dev	190 bar	250 bar	1400 d/dak.	1800 d/dak.	14 kg
DP 40/87 T2	21114008793	201,5 mm	126,5 mm	R1 1/4"	R1"	87 cm³/dev	200 bar	250 bar	1400 d/dak.	2500 d/dak.	17 kg
DP 40/109 T2	21114010993	209,5 mm	133 mm	R1 1/4"	R1"	108 cm³/dev	200 bar	250 bar	1400 d/dak.	2500 d/dak.	21 kg
DP 40/133 T2	21114013393	216,5 mm	137,5 mm	R1 1/4"	R1"	127 cm³/dev	190 bar	240 bar	1300 d/dak.	2400 d/dak.	22 kg

KENDİNDEN VENTİLLİ DİŞLİ POMPA (ISO) / (ISO) GEAR PUMP WITH PNEUMATIC VALVE

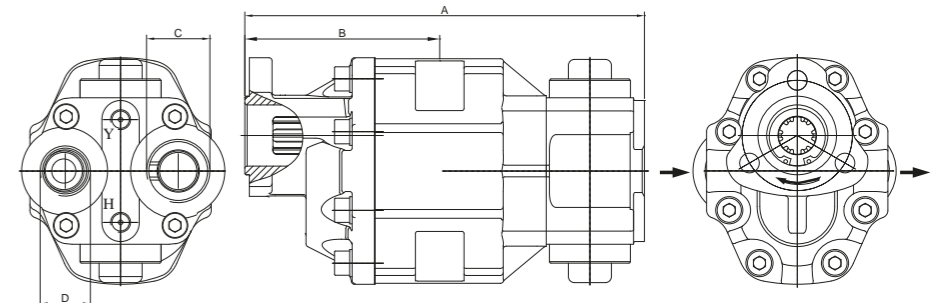
DP KV ISO



ÜRÜN TİPİ Product Type	ÜRÜN KODU SAĞ DÖNÜŞ Product Code Right	ÜRÜN KODU SOL DÖNÜŞ Product Code Left	A	B	YAĞ GİRİŞ ÇAPİ (C) Oil Inlet Diameter(c)	YAĞ ÇIKIŞ ÇAPİ (D) Oil Outlet Diameter(c)	YERDEĞİŞTİRME Displacement	ÇALIŞMA BASINCI Working Pressure	MAKS. ARALIKLI ÇALIŞMA BASINCI (MAKS.20 S) Max. Intermittent Pressure (Maks.20 S)	MAKS. SÜREKLİ ÇALIŞMA DEVİRİ Max.Continuous Speed	ARALIKLI MAKS. ÇALIŞMA BASINCINDA MAKS. DEVİR Max. Speed At Intermitt. Pressure	AĞIRLIK Weight
DP 30/82 KV ISO	21123008271	21123008272	287,5 mm		R1 1/4"	R1"	85 cm³/dev	190 bar	250 bar	1400 d/dak.	1800 d/dak.	18 kg

KENDİNDEN VENTİLLİ DİŞLİ POMPA (UNI) / (UNI) GEAR PUMP WITH PNEUMATIC VALVE

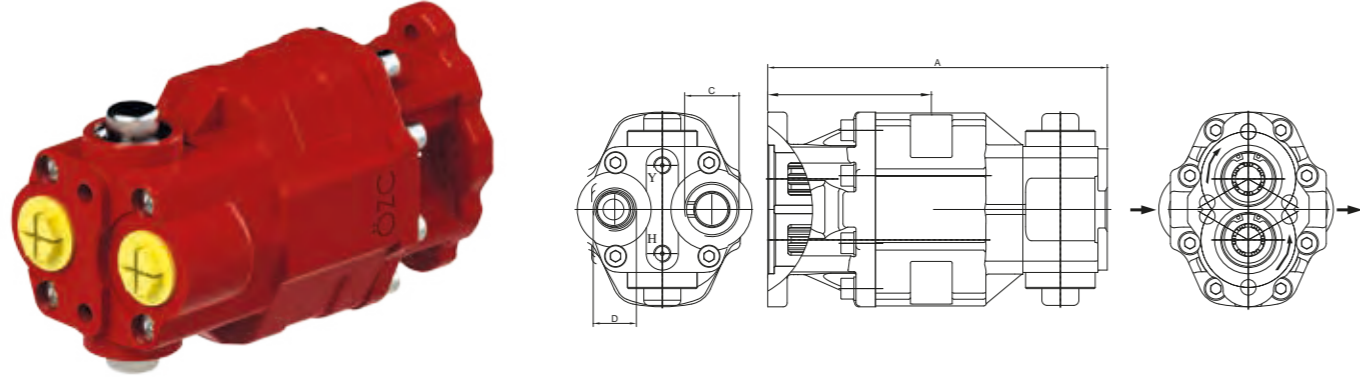
DP KV UNI



ÜRÜN TİPİ Product Type	ÜRÜN KODU SAĞ DÖNÜŞ Product Code Right	ÜRÜN KODU SOL DÖNÜŞ Product Code Left	A	B	YAĞ GİRİŞ ÇAPİ (C) Oil Inlet Diameter(c)	YAĞ ÇIKIŞ ÇAPİ (D) Oil Outlet Diameter(c)	YERDEĞİŞTİRME Displacement	ÇALIŞMA BASINCI Working Pressure	MAKS. ARALIKLI ÇALIŞMA BASINCI (MAKS.20 S) Max. Intermittent Pressure (Maks.20 S)	MAKS. SÜREKLİ ÇALIŞMA DEVİRİ Max.Continuous Speed	ARALIKLI MAKS. ÇALIŞMA BASINCINDA MAKS. DEVİR Max. Speed At Intermitt. Pressure	AĞIRLIK Weight
DP 30/82 KV UNI	21123008281	21123008282	264,5 mm		R1 1/4"	R1"	85 cm³/dev	190 bar	250 bar	1400 d/dak.	1800 d/dak.	16 kg

KENDİNDEN VENTİLLİ DİŞLİ POMPA (T2) /T2 GEAR PUMP WITH PNEUMATIC VALVE

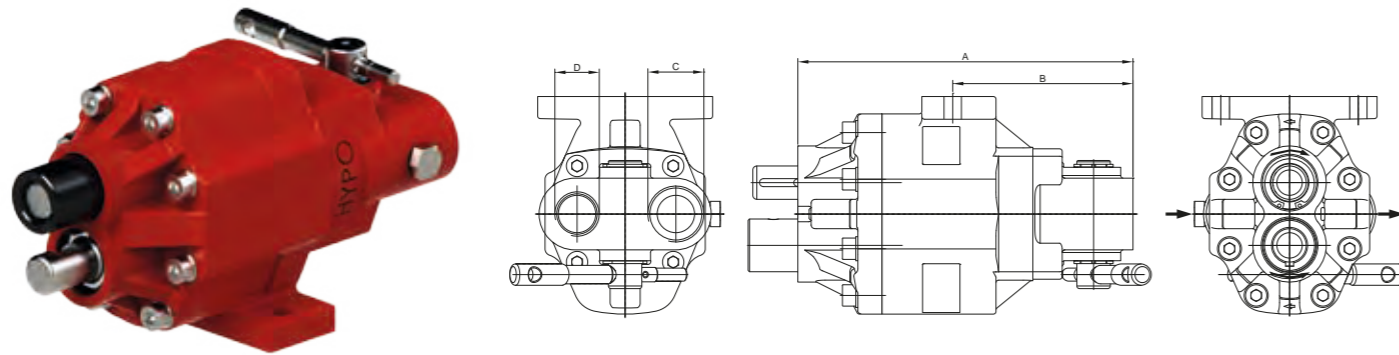
DP KV T2



ÜRÜN TİPİ Product Type	ÜRÜN KODU Product Code	A	B	YAĞ GİRİŞ ÇAPİ (C) Oil Inlet Diameter(c)	YAĞ ÇIKIŞ ÇAPİ (D) Oil Outlet Diameter(c)	YERDEĞİŞTİRME Displacement	ÇALIŞMA BASINCI Working Pressure	MAKS. ARALIKLI ÇALIŞMA BASINCI (MAKS.20 S) Max. Intermittent Pressure (Maks.20 S)	MAKS. SÜREKLİ ÇALIŞMA DEVRİ Max. Continuous Speed	ARALIKLI MAKS. ÇALIŞMA BASINCINDA MAKS. DEVİR Max. Speed At Intermitt. Pressure	AĞIRLIK Weight
DP 30/82 KV T2	21123008293	261,5 mm		R1 1/4"	R1"	85 cm³/dev	190 bar	250 bar	1400 d/dak.	1800 d/dak.	17 kg

MEKANİK VENTİLLİ DİŞLİ POMPA /BI- ROTATIONAL GEAR PUMP WITH MECHANICAL VALVE

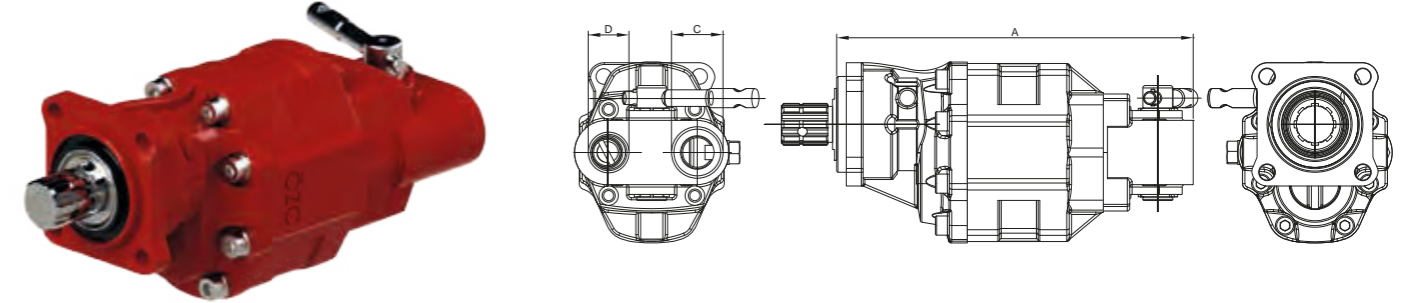
DP MV



ÜRÜN TİPİ Product Type	ÜRÜN KODU Product Code	A	B	YAĞ GİRİŞ ÇAPİ (C) Oil Inlet Diameter(c)	YAĞ ÇIKIŞ ÇAPİ (D) Oil Outlet Diameter(c)	YERDEĞİŞTİRME Displacement	ÇALIŞMA BASINCI Working Pressure	MAKS. ARALIKLI ÇALIŞMA BASINCI (MAKS.20 S) Max. Intermittent Pressure (Maks.20 S)	MAKS. SÜREKLİ ÇALIŞMA DEVRİ Max. Continuous Speed	ARALIKLI MAKS. ÇALIŞMA BASINCINDA MAKS. DEVİR Max. Speed At Intermitt. Pressure	AĞIRLIK Weight
DP 30/43 MV	21133004303	225 mm	132 mm	R1 1/4"	R1"	43 cm³/dev	190 bar	250 bar	1400 d/dak.	1800 d/dak.	17 kg
DP 30/61 MV	21133006103	235 mm	130,5 mm	R1 1/4"	R1"	58 cm³/dev	190 bar	250 bar	1400 d/dak.	1800 d/dak.	18,5 kg
DP 30/82 MV	21133008203	251 mm	135 mm	R1 1/4"	R1"	85 cm³/dev	190 bar	250 bar	1400 d/dak.	1800 d/dak.	20 kg
DP 40/109 MV	21134010903	251 mm	135 mm	R1 1/4"	R1"	108 cm³/dev	200 bar	250 bar	1400 d/dak.	1800 d/dak.	20 kg

MEKANİK VENTİLLİ DİŞLİ POMPA ISO /ISO GEAR PUMP WITH MECHANICAL VALVE

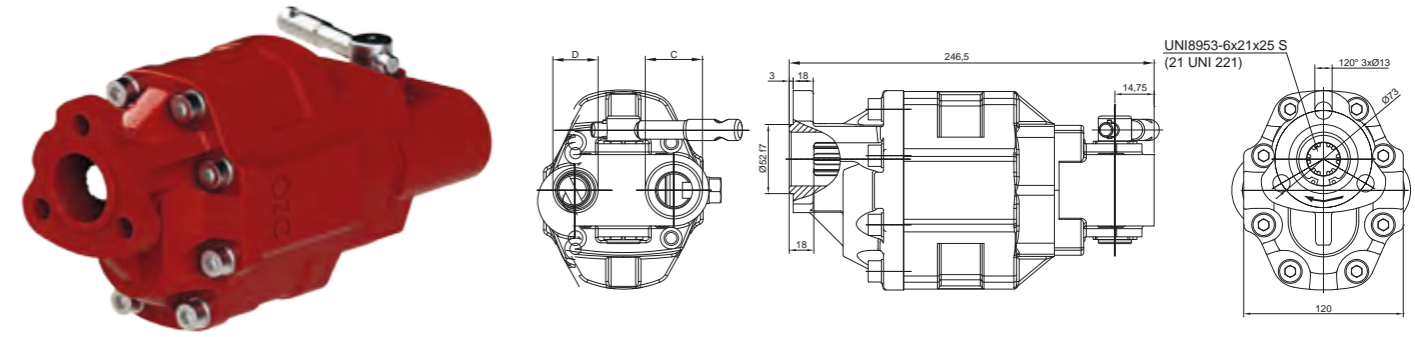
DP MV ISO



ÜRÜN TİPİ Product Type	ÜRÜN KODU SAĞ DÖNÜŞ Product Code Right	ÜRÜN KODU SOL DÖNÜŞ Product Code Left	A	B	YAĞ GİRİŞ ÇAPİ (C) Oil Inlet Diameter(c)	YAĞ ÇIKIŞ ÇAPİ (D) Oil Outlet Diameter(c)	YERDEĞİŞTİRME Displacement	ÇALIŞMA BASINCI Working Pressure	MAKS. ARALIKLI ÇALIŞMA BASINCI (MAKS.20 S) Max. Intermittent Pressure (Maks.20 S)	MAKS. SÜREKLİ ÇALIŞMA DEVRİ Max. Continuous Speed	ARALIKLI MAKS. ÇALIŞMA BASINCINDA MAKS. DEVİR Max. Speed At Intermitt. Pressure	AĞIRLIK Weight
DP 30/43 MV ISO	21133004371	21133004372	271 mm		R1 1/4"	R1"	43 cm³/dev	190 bar	250 bar	1400 d/dak.	1800 d/dak.	17 kg
DP 30/61 MV ISO	21133006171	21133006172	281 mm		R1 1/4"	R1"	58 cm³/dev	190 bar	250 bar	1400 d/dak.	1800 d/dak.	18,5 kg
DP 30/82 MV ISO	21133008271	21133008272	297 mm		R1 1/4"	R1"	85 cm³/dev	190 bar	250 bar	1400 d/dak.	1800 d/dak.	20 kg
DP 40/109 MV ISO	21134010971	21134010972	306 mm		R1 1/4"	R1"	108 cm³/dev	200 bar	250 bar	1400 d/dak.	1800 d/dak.	20 kg

MEKANİK VENTİLLİ DİŞLİ POMPA UNI /UNI GEAR PUMP WITH MECHANICAL VALVE

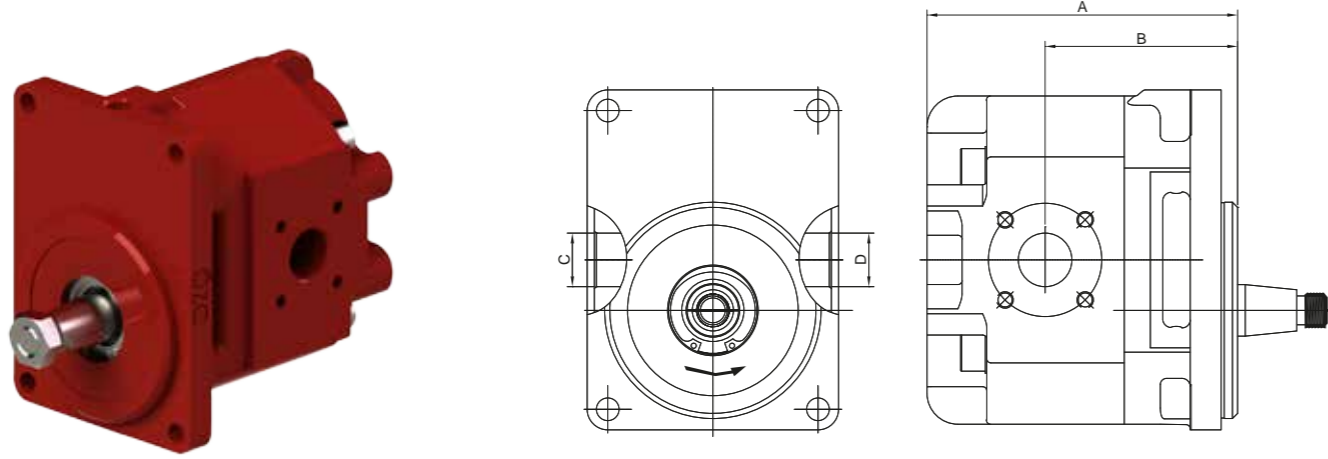
DP MV UNI



ÜRÜN TİPİ Product Type	ÜRÜN KODU SAĞ DÖNÜŞ Product Code Right	ÜRÜN KODU SOL DÖNÜŞ Product Code Left	A	B	YAĞ GİRİŞ ÇAPİ (C) Oil Inlet Diameter(c)	YAĞ ÇIKIŞ ÇAPİ (D) Oil Outlet Diameter(c)	YERDEĞİŞTİRME Displacement	ÇALIŞMA BASINCI Working Pressure	MAKS. ARALIKLI ÇALIŞMA BASINCI (MAKS.20 S) Max. Intermittent Pressure (Maks.20 S)	MAKS. SÜREKLİ ÇALIŞMA DEVRİ Max. Continuous Speed	ARALIKLI MAKS. ÇALIŞMA BASINCINDA MAKS. DEVİR Max. Speed At Intermitt. Pressure	AĞIRLIK Weight
DP 30/43 MV UNI	21133004381	21133004382	248 mm		R1 1/4"	R1"	43 cm³/dev	190 bar	250 bar	1400 d/dak.	1800 d/dak.	14 kg
DP 30/61 MV UNI	21133006181	21133006182	258 mm		R1 1/4"	R1"	58 cm³/dev	190 bar	250 bar	1400 d/dak.	1800 d/dak.	17 kg
DP 30/82 MV UNI	21133008281	21133008282	274 mm		R1 1/4"	R1"	85 cm³/dev	190 bar	250 bar	1400 d/dak.	1800 d/dak.	18 kg
DP 40/109 MV UNI	21134010981	21134010982	283 mm		R1 1/4"	R1"	108 cm³/dev	200 bar	250 bar	1400 d/dak.	1800 d/dak.	19 kg

DİŞLİ POMPA / GEAR PUMP

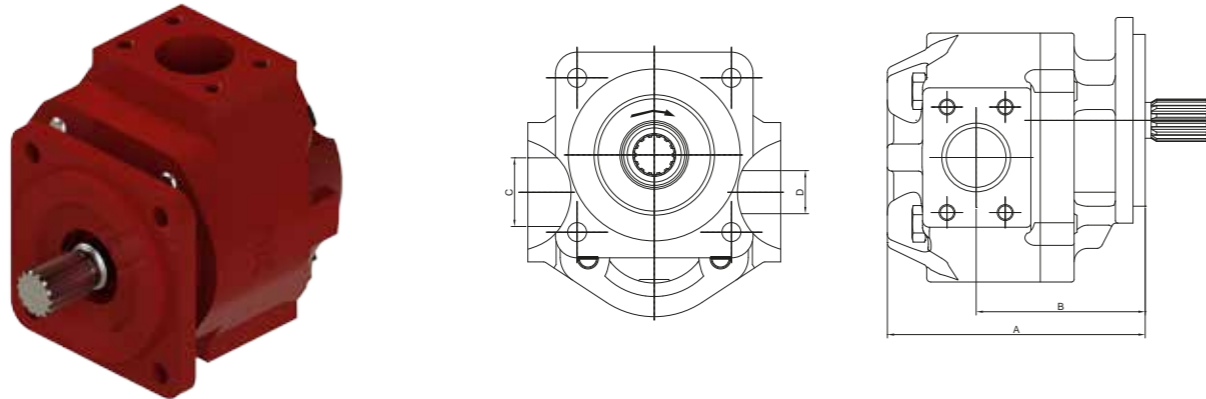
DP K ISO



ÜRÜN TİPİ Product Type	ÜRÜN KODU Product Code	A	B	YAĞ GİRİŞ ÇAPİ (C) Oil Inlet Diameter(c)	YAĞ ÇIKIŞ ÇAPİ (D) Oil Outlet Diameter(c)	YERDEĞİŞTİRME Displacement	ÇALIŞMA BASINCI Working Pressure	MAKS. ARALIKLI ÇALIŞMA BASINCI (MAKS.20 S) Max. Intermittent Pressure (Maks.20 S)	MAKS. SÜREKLİ ÇALIŞMA DEVİRİ Max Continuous Speed	ARALIKLI MAKS. ÇALIŞMA BASINCINDA MAKS. DEVİR Max. Speed At Intermitt Pressure	AĞIRLIK Weight
DP 30/40 K ISO	21153004071	150,7 mm	93,4 mm	26	26	34 cm ³ /dev	200 bar	260 bar	1400 d/dak.	2500 d/dak.	15 kg
DP 30/50 K ISO	21153005071	150,7 mm	93,4 mm	26	26	43 cm ³ /dev	200 bar	260 bar	1400 d/dak.	2500 d/dak.	15 kg

DİŞLİ POMPA / GEAR PUMP

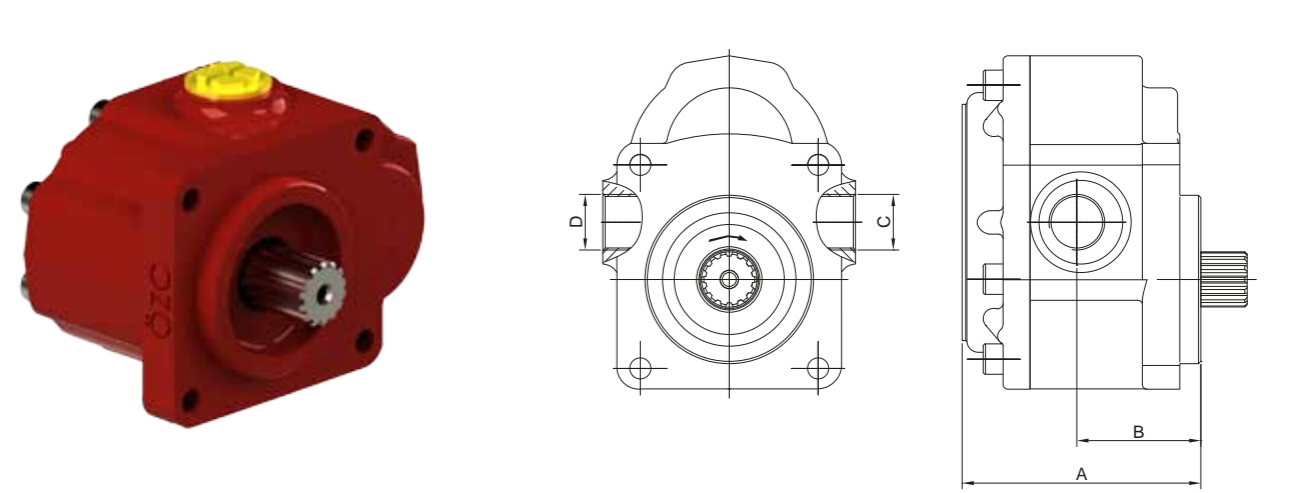
DP K



ÜRÜN TİPİ Product Type	ÜRÜN KODU Product Code	A	B	YAĞ GİRİŞ ÇAPİ (C) Oil Inlet Diameter(c)	YAĞ ÇIKIŞ ÇAPİ (D) Oil Outlet Diameter(c)	YERDEĞİŞTİRME Displacement	ÇALIŞMA BASINCI Working Pressure	MAKS. ARALIKLI ÇALIŞMA BASINCI (MAKS.20 S) Max. Intermittent Pressure (Maks.20 S)	MAKS. SÜREKLİ ÇALIŞMA DEVİRİ Max Continuous Speed	ARALIKLI MAKS. ÇALIŞMA BASINCINDA MAKS. DEVİR Max. Speed At Intermitt Pressure	AĞIRLIK Weight
DP 35/95 K	21153509571	190,5 mm	125 mm	50,8	31,8	97 cm ³ /dev	200 bar	260 bar	2000 d/dak.	2500 d/dak.	30 kg

DİŞLİ POMPA / GEAR PUMP

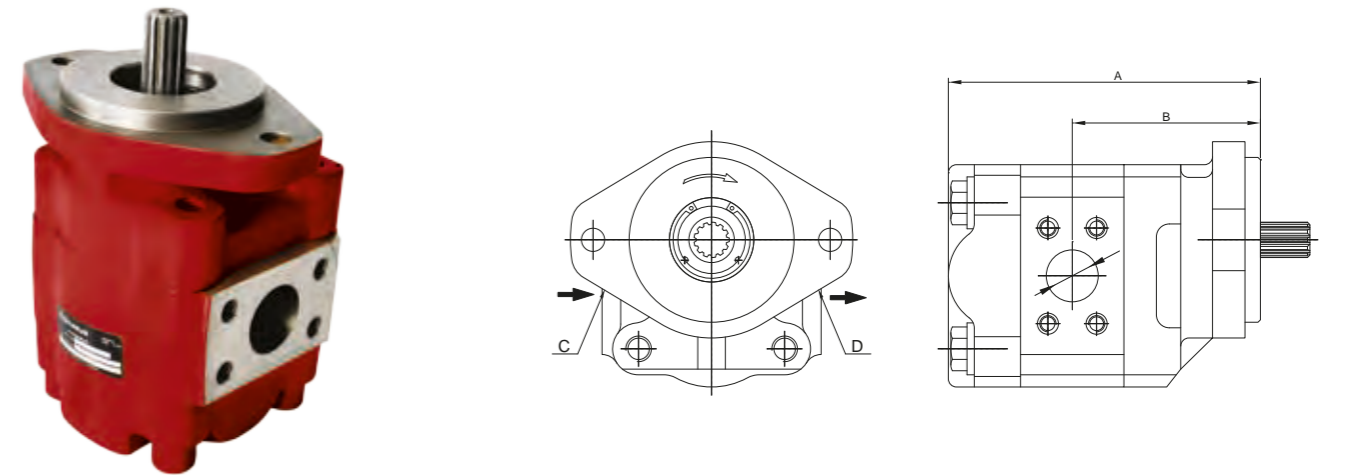
DP



ÜRÜN TİPİ Product Type	ÜRÜN KODU Product Code	A	B	YAĞ GİRİŞ ÇAPİ (C) Oil Inlet Diameter(c)	YAĞ ÇIKIŞ ÇAPİ (D) Oil Outlet Diameter(c)	YERDEĞİŞTİRME Displacement	ÇALIŞMA BASINCI Working Pressure	MAKS. ARALIKLI ÇALIŞMA BASINCI (MAKS.20 S) Max. Intermittent Pressure (Maks.20 S)	MAKS. SÜREKLİ ÇALIŞMA DEVİRİ Max Continuous Speed	ARALIKLI MAKS. ÇALIŞMA BASINCINDA MAKS. DEVİR Max. Speed At Intermitt Pressure	AĞIRLIK Weight
DP 25/20	21152502071	102 mm	53 mm	M24	M24	45 cm ³ /dev	50 bar	75 bar	1500 d/dak.	2000 d/dak.	6 kg

DİŞLİ POMPA / GEAR PUMP

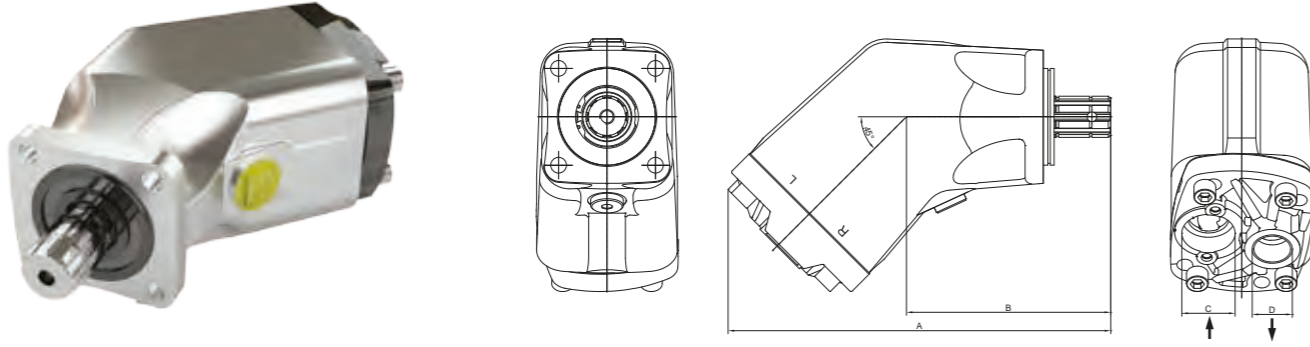
DP COM 01



ÜRÜN TİPİ Product Type	ÜRÜN KODU Product Code	A	B	YAĞ GİRİŞ ÇAPİ (C) Oil Inlet Diameter(c)	YAĞ ÇIKIŞ ÇAPİ (D) Oil Outlet Diameter(c)	YERDEĞİŞTİRME Displacement	ÇALIŞMA BASINCI Working Pressure	MAKS. ARALIKLI ÇALIŞMA BASINCI (MAKS.20 S) Max. Intermittent Pressure (Maks.20 S)	MAKS. SÜREKLİ ÇALIŞMA DEVİRİ Max Continuous Speed	ARALIKLI MAKS. ÇALIŞMA BASINCINDA MAKS. DEVİR Max. Speed At Intermitt Pressure	AĞIRLIK Weight
DP COM 01	21152505871	193 mm	116 mm	39	39	58 cm ³ /dev	200 bar	250 bar	1500 d/dak.	2000 d/dak.	17 kg

EĞİK EKSENLİ PİSTONLU POMPA/BENT AXIS PISTON PUMP

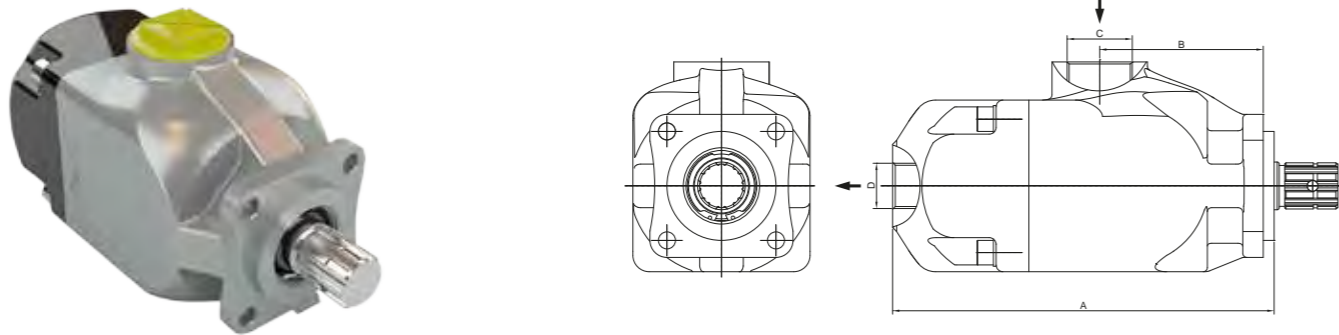
EP



ÜRÜN TİPİ Product Type	ÜRÜN KODU SAĞ DÖNÜŞ Product Code Right	ÜRÜN KODU SOL DÖNÜŞ Product Code Left	A	B	YAĞ GİRİŞ ÇAPI (C) Oil Inlet Diameter(c)	YAĞ ÇIKIŞ ÇAPI (D) Oil Outlet Diameter(c)	YERDEĞİŞTİRME Displacement	ÇALIŞMA BASINCI Working Pressure	MAKS. ARALIKLI ÇALIŞMA BASINCI (MAKS.20 S) Max. Intermittent Pressure (Maks.20 S)	MAKS. SÜREKLİ ÇALIŞMA DEVİRİ Max Continuous Speed	ARALIKLI MAKS. ÇALIŞMA BASINCINDA MAKS. DEVİR Max. Speed At Intermitt. Pressure	AĞIRLIK Weight
EP 17/05/041	21310504171	21310504172	214 mm	82 mm	44	R3/4"	41 cm³/dev	300 bar	350 bar	1200 d/dak.	2000 d/dak.	9,5 kg
EP /18/05/051	21310505171	21310505172	214 mm	82 mm	44	R3/4"	51 cm³/dev	300 bar	350 bar	1200 d/dak.	2000 d/dak.	9,5 kg
EP 20/05/061	21310506171	21310506172	214 mm	82 mm	44	R3/4"	61 cm³/dev	300 bar	350 bar	1200 d/dak.	2000 d/dak.	9,5 kg
EP 18/07/081	21310708171	21310708172	269 mm	122 mm	44	R1"	81 cm³/dev	300 bar	350 bar	1200 d/dak.	2000 d/dak.	14 kg
EP 20/07/101	21310710171	21310710172	269 mm	122 mm	44	R1"	101 cm³/dev	300 bar	350 bar	1200 d/dak.	2000 d/dak.	14 kg

PİSTONLU POMPA/PISTON PUMP

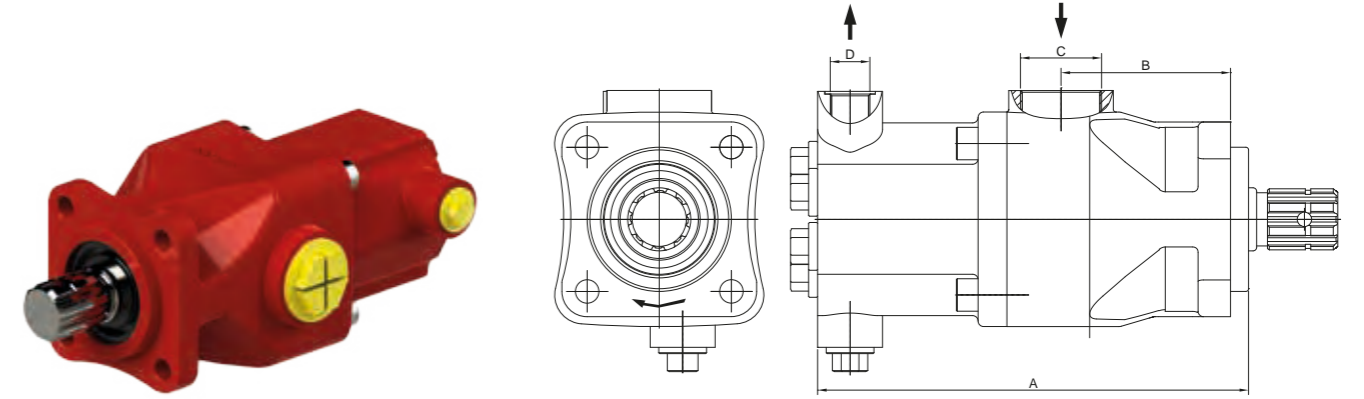
PP



ÜRÜN TİPİ Product Type	ÜRÜN KODU Product Code	A	B	YAĞ GİRİŞ ÇAPI (C) Oil Inlet Diameter(c)	YAĞ ÇIKIŞ ÇAPI (D) Oil Outlet Diameter(c)	YERDEĞİŞTİRME Displacement	ÇALIŞMA BASINCI Working Pressure	MAKS. ARALIKLI ÇALIŞMA BASINCI (MAKS.20 S) Max. Intermittent Pressure (Maks.20 S)	MAKS. SÜREKLİ ÇALIŞMA DEVİRİ Max Continuous Speed	ARALIKLI MAKS. ÇALIŞMA BASINCINDA MAKS. DEVİR Max. Speed At Intermitt. Pressure	AĞIRLIK Weight
PP 22/05/030	21220503073	242,5 mm	101,5 mm	M45x2	R1"	38 cm³/dev	350 bar	400 bar	1500 d/dak.	1800 d/dak.	10 kg
PP 22/06/040	21220604073	242,5 mm	101,5 mm	M45x2	R1"	46 cm³/dev	350 bar	400 bar	1500 d/dak.	1800 d/dak.	10 kg
PP 22/07/050	21220705073	242,5 mm	101,5 mm	M45x2	R1"	54 cm³/dev	350 bar	400 bar	1500 d/dak.	1800 d/dak.	11 kg
PP 22/08/070	21220807073	280,5 mm	128,5 mm	R1 1/2"	R1"	81 cm³/dev	350 bar	400 bar	1500 d/dak.	1800 d/dak.	16 kg
PP 22/09/080	21220908073	280,5 mm	128,5 mm	R1 1/2"	R1"	91 cm³/dev	350 bar	400 bar	1500 d/dak.	1800 d/dak.	17 kg
PP 22/10/102	21221010273	280,5 mm	128,5 mm	R1 1/2"	R1"	101 cm³/dev	350 bar	400 bar	1500 d/dak.	1800 d/dak.	18 kg

PİSTONLU POMPA/PISTON PUMP

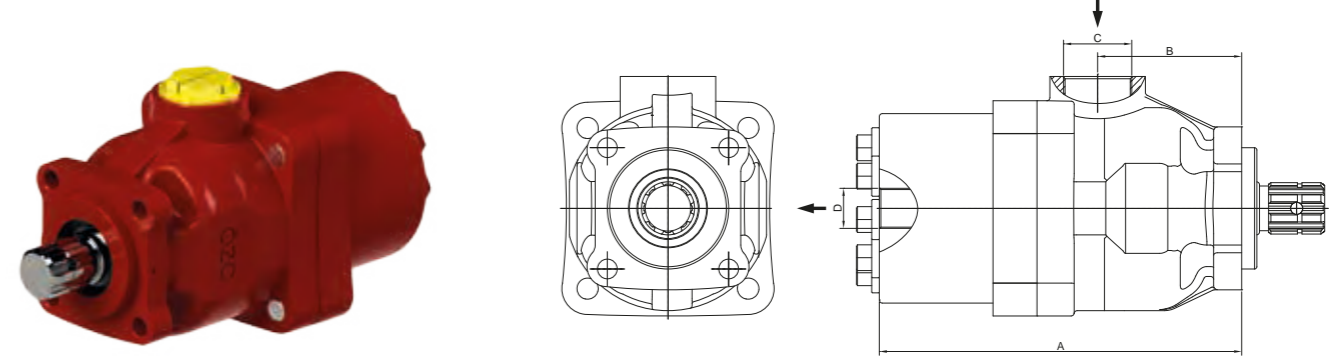
PP



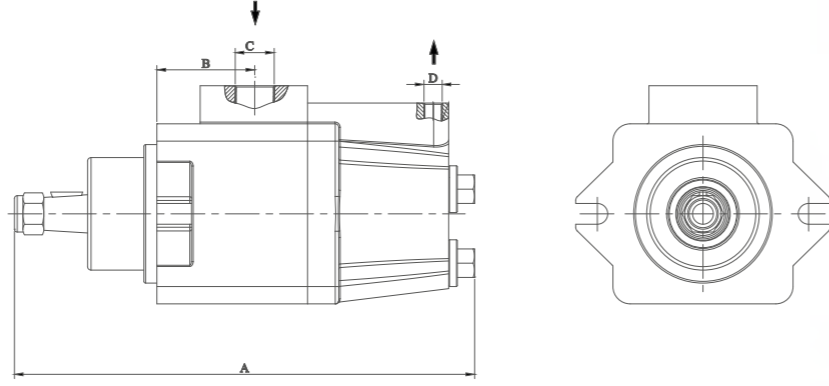
ÜRÜN TİPİ Product Type	ÜRÜN KODU Product Code	A	B	YAĞ GİRİŞ ÇAPI (C) Oil Inlet Diameter(c)	YAĞ ÇIKIŞ ÇAPI (D) Oil Outlet Diameter(c)	YERDEĞİŞTİRME Displacement	ÇALIŞMA BASINCI Working Pressure	MAKS. ARALIKLI ÇALIŞMA BASINCI (MAKS.20 S) Max. Intermittent Pressure (Maks.20 S)	MAKS. SÜREKLİ ÇALIŞMA DEVİRİ Max Continuous Speed	ARALIKLI MAKS. ÇALIŞMA BASINCINDA MAKS. DEVİR Max. Speed At Intermitt. Pressure	AĞIRLIK Weight
PP 25/05/030	21210503073	229 mm	94 mm	M45x2	M22x1,5	33 cm³/dev	250 bar	300 bar	900 d/dak.	1300 d/dak.	14 kg
PP 25/06/040	21210604073	229 mm	94 mm	M45x2	M22x1,5	40 cm³/dev	250 bar	300 bar	900 d/dak.	1300 d/dak.	15 kg

PİSTONLU POMPA/PISTON PUMP

PP



ÜRÜN TİPİ Product Type	ÜRÜN KODU Product Code	A	B	YAĞ GİRİŞ ÇAPI (C) Oil Inlet Diameter(c)	YAĞ ÇIKIŞ ÇAPI (D) Oil Outlet Diameter(c)	YERDEĞİŞTİRME Displacement	ÇALIŞMA BASINCI Working Pressure	MAKS. ARALIKLI ÇALIŞMA BASINCI (MAKS.20 S) Max. Intermittent Pressure (Maks.20 S)	MAKS. SÜREKLİ ÇALIŞMA DEVİRİ Max Continuous Speed	ARALIKLI MAKS. ÇALIŞMA BASINCINDA MAKS. DEVİR Max. Speed At Intermitt. Pressure	AĞIRLIK Weight
PP 25/08/070	21210807073	249 mm	105 mm	M45x2	R3/4"	76 cm³/dev	250 bar	300 bar	900 d/dak.	1300 d/dak.	19 kg
PP 25/09/080	21210908073	249 mm	105 mm	M45x2	R3/4"	85 cm³/dev	250 bar	300 bar	900 d/dak.	1300 d/dak.	20 kg
PP 25/09/090	21210909073	249 mm	105 mm	M45x2	R3/4"	92 cm³/dev	250 bar	300 bar	900 d/dak.	1300 d/dak.	20 kg
PP 25/10/102	21211010273	249 mm	105 mm	M45x2	R3/4"	95 cm³/dev	250 bar	300 bar	900 d/dak.	1300 d/dak.	21 kg



ÜRÜN TİPİ Product Type	ÜRÜN KODU Product Code	A	B	YAĞ GİRİŞ ÇAPİ (C) Oil Inlet Diameter(c)	YAĞ ÇIKIŞ ÇAPİ (D) Oil Outlet Diameter(c)	YERDEĞİŞTİRME Displacement	ÇALIŞMA BASINCI Working Pressure	MAKS. ARALIKLI ÇALIŞMA BASINCI (MAKS.20 S) Max. Intermittent Pressure (Maks.20 S)	MAKS. SÜREKLİ ÇALIŞMA DEVRİ Max. Continuous Speed	ARALIKLI MAKS. ÇALIŞMA BASINCINDA MAKS. DEVİR Max. Speed At Intermitt. Pressure	AĞIRLIK Weight
PP 22/03/013	21220301363	265,5 mm	56,5 mm	R1 1/4"	R1/2"	13 cm ³ /dev	350 bar	400 bar	1500 d/dak.	1800 d/dak.	12 kg
PP 22/03/015	21220301563	265,5 mm	56,5 mm	R1 1/4"	R1/2"	15 cm ³ /dev	350 bar	400 bar	1500 d/dak.	1800 d/dak.	12 kg
PP 22/03/017	21220301763	265,5 mm	56,5 mm	R1 1/4"	R1/2"	17 cm ³ /dev	350 bar	400 bar	1500 d/dak.	1800 d/dak.	12 kg

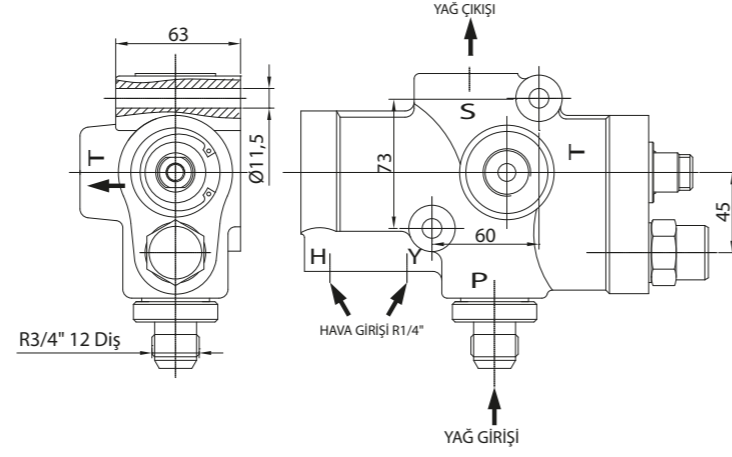


OZCEYLANLAR A.S. dumper valves are designed as optimum performance. Ozceylanlar A. S. valves have proved their quality by their high working specificatinos. Ozceylanlar AS servers all valve types within 120 bar - 350 bar pressure range as per various cylinder volumes.

Damper valflerimiz optimum performansa göre dizayn edilmiştir. Özceylanlar, damper valfleri yüksek çalışma özellikleri ile kendisini kanıtlamıştır. Özceylanlar A.Ş. basınç ayarı 120 bar ile 350 bar arasında olan tüm valf çeşitlerini farklı silindir ölçülerine göre kullanıma sunmaktadır.

YÖN DENETİM VALFİ/TIPPING VALVE

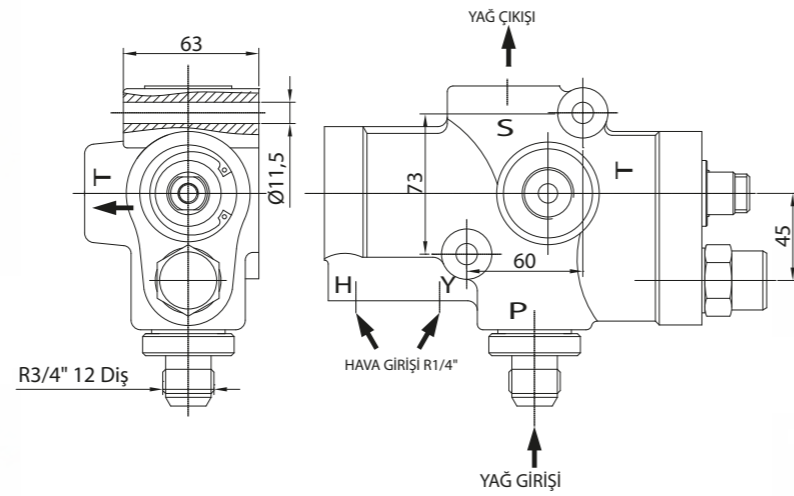
YDV 01



ÜRÜN TİPİ Product Type	ÜRÜN KODU Product Code	(S) SİLİNDİR HATTI Cylinder Connection	(P) POMPA HATTI Pump Connection	(T)TANK HATTI Tank Connection	(H) HIZLI İNDİRME Fast Lower	(Y) YAVAŞ İNDİRME Slow Lower	MAKSİMUM ÇALIŞMA BASINCI Max.Working Pressure	MAKSİMUM DEBİ Max. Flow	HİDROLİK YAĞ SICAKLIĞI Oil Temperature Range	AĞIRLIK Weight
YDV.01	23802001	R 3/4"	R 1"	R 3/4"	R 1/4"	R 1/4"	190 bar	140 L/dak	-20 & 80 °C	7 kg

YÖN DENETİM VALFİ/TIPPING VALVE

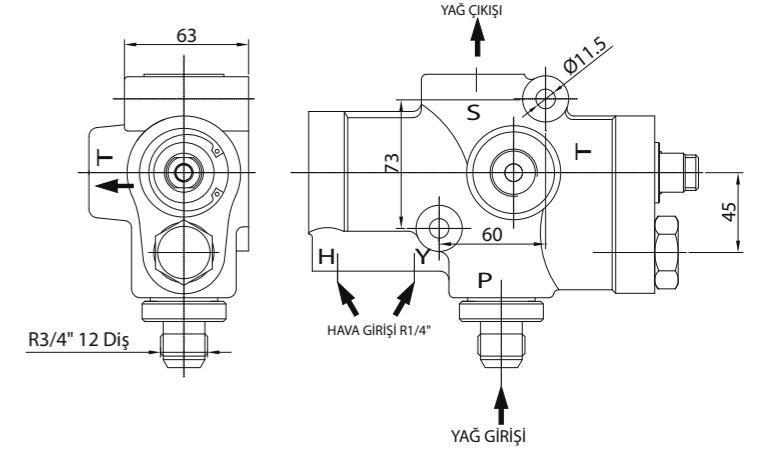
YDV 02



ÜRÜN TİPİ Product Type	ÜRÜN KODU Product Code	(S) SİLİNDİR HATTI Cylinder connection	(P) POMPA HATTI Pump connection	(T)TANK HATTI Tank connection	(H) HIZLI İNDİRME Fast lower	(Y) YAVAŞ İNDİRME Slow lower	MAKSİMUM ÇALIŞMA BASINCI Max.working pressure	MAKSİMUM DEBİ Max. Flow	HİDROLİK YAĞ SICAKLIĞI Oil temperature range	AĞIRLIK Weight
YDV.02	23802002	R 1"	R 1"	R 1"	R 1/4"	R 1/4"	190 bar	140 L/dak	-20 & 80 °C	7 kg

KAPAK VALFİ/TIPPING VALVE FOR COVER

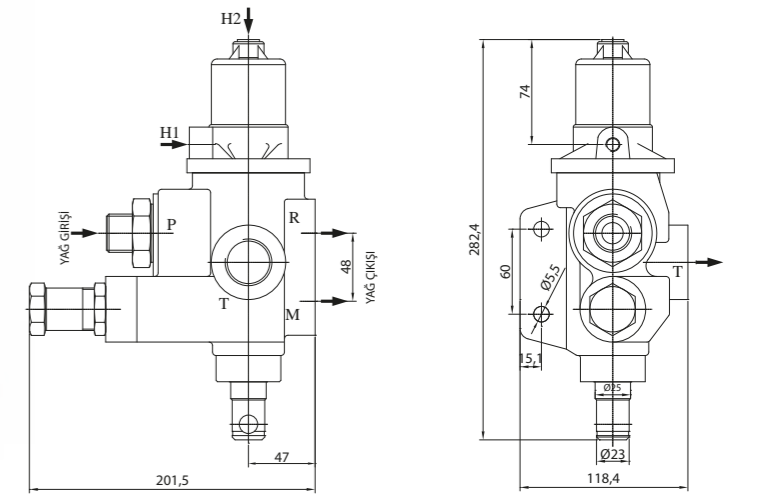
YDV 03



ÜRÜN TİPİ Product Type	ÜRÜN KODU Product Code	(S) SİLİNDİR HATTI Cylinder connection	(P) POMPA HATTI Pump connection	(T)TANK HATTI Tank connection	(H) HIZLI İNDİRME Fast lower	(Y) YAVAŞ İNDİRME Slow Lower	MAKSİMUM ÇALIŞMA BASINCI Max.working pressure	MAKSİMUM DEBİ Max. Flow	HİDROLİK YAĞ SICAKLIĞI Oil temperature range	AĞIRLIK Weight
YDV 03	23802003	R 3/4"	R 1"	R 3/4"	R 1/4"	R 1/4"	190 bar	140 L/dak	-20 & 80 °C	7 kg

RÖMORK TİP YÖN DENETİM VALFİ/TIPPING VALVE FOR TRAILER AND TRUCK

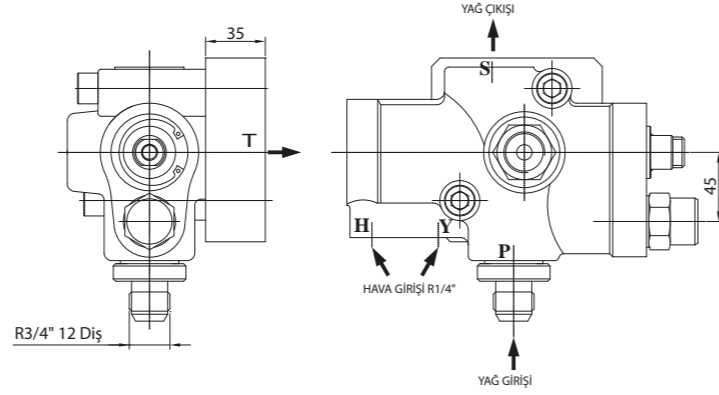
YDV 04



ÜRÜN TİPİ Product Type	ÜRÜN KODU Product Code	(M) 1.SİLİNDİR HATTI Cylinder Connection	(R) 2.SİLİNDİR HATTI Cylinder Connection	(P) 2.POMPA HATTI Pump Connection	(T)TANK HATTI Tank Connection	H1 İNDİRME Lower	H2. 2. SİLİNDİR HATTI AÇMA 2. Cylinder Lower	MAKSİMUM ÇALIŞMA BASINCI Max.working pressure	MAKSİMUM DEBİ Max. Flow	HİDROLİK YAĞ SICAKLIĞI Oil temperature range	AĞIRLIK Weight
YDV 04	23802004	R 3/4"	R 3/4"	R 1"	R 1"	R 1/8"	R 1/8"	190 bar	140 L/dak	-20 & 80 °C	7 kg

TANK VALFİ/MOUNTING TIPPING VALVE ON TANK

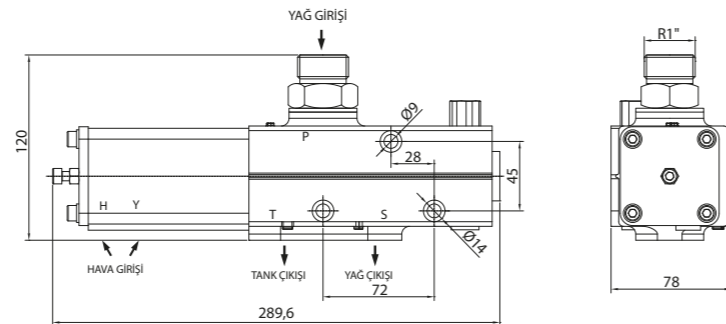
YDV 05



ÜRÜN TİPİ Product Type	ÜRÜN KODU Product Code	(S) SİLİNDİR HATTI Cylinder Connection	(P) POMPA HATTI Pump Connection	(H) HIZLI İNDİRME Fast Lower	(Y) YAVAŞ İNDİRME Slow Lower	MAKSİMUM ÇALIŞMA BASINCI Max. Working Pressure	MAKSİMUM DEBİ Max. Flow	HİDROLİK YAĞ SICAKLIĞI Oil Temperature Range	AĞIRLIK Weight
YDV 05	23802005	R 3/4"	R 1"	R1/4"	R 1/4"	190 bar	140 L/dak	-20 & 80 °C	8 kg

YÖN DENETİM VALFİ/TIPPING VALVE

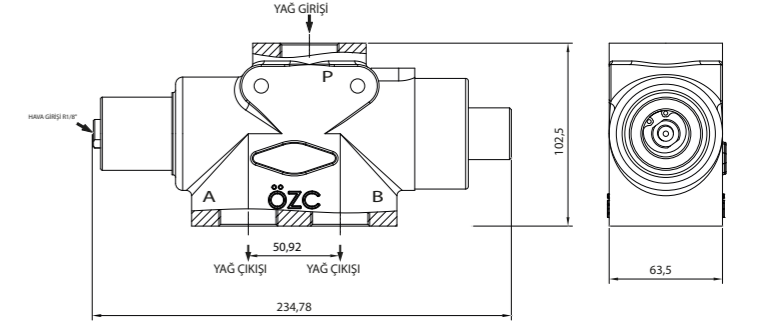
YDV 07



ÜRÜN TİPİ Product Type	ÜRÜN KODU Product Code	(S) SİLİNDİR HATTI Cylinder Connection	(P) POMPA HATTI Pump Connection	(T) TANK HATTI Tank Connection	(H) SİLİNDİR KALDIRMA Cylinder Tipping	(Y) SİLİNDİR İNDİRME Cylinder Lowering	MAKSİMUM ÇALIŞMA BASINCI Max. Working Pressure	MAKSİMUM DEBİ Max. Flow	HİDROLİK YAĞ SICAKLIĞI Oil Temperature Range	AĞIRLIK Weight
YDV 07	23802007	R 1"	R 1"	R 1"	R 1/8"	R 1/8"	190 bar	220 L/dak	-20 & 80 °C	6,5 kg

RÖMORK TİP YÖN DENETİM VALFİ/TIPPING VALVE FOR TRAILER AND TRUCK

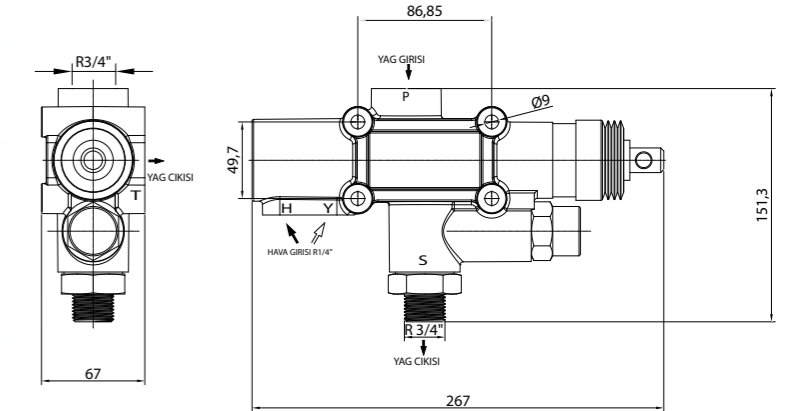
YDV 09



ÜRÜN TİPİ Product Type	ÜRÜN KODU Product Code	(P) POMPA HATTI Pump Connection	(A) 1. SİLİNDİR HATTI Cylinder Connection	(B) 2. SİLİNDİR HATTI Cylinder Connection	MAKSİMUM ÇALIŞMA BASINCI Max. Working Pressure	MAKSİMUM DEBİ Max. Flow	HİDROLİK YAĞ SICAKLIĞI Oil Temperature Range	AĞIRLIK Weight
YDV 09	23802009	R 1"	R 1"	R 1"	190 bar	140 L/dak	-20 & 80 °C	7,5 kg

YÖN DENETİM VALFİ/MOUNTING TIPPING VALVE ON TANK

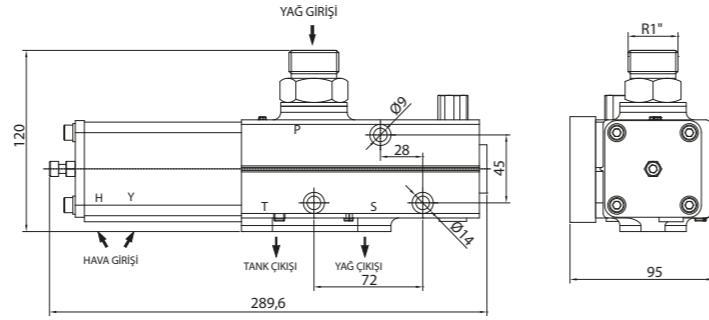
YDV 10



ÜRÜN TİPİ Product Type	ÜRÜN KODU Product Code	(S) SİLİNDİR HATTI Cylinder Connection	(P) POMPA HATTI Pump Connection	(T) TANK HATTI Tank Connection	(H) SİLİNDİR KALDIRMA Cylinder Tipping	(Y) SİLİNDİR İNDİRME Cylinder Lowering	MAKSİMUM ÇALIŞMA BASINCI Max. Working Pressure	MAKSİMUM DEBİ Max. Flow	HİDROLİK YAĞ SICAKLIĞI Oil Temperature Range	AĞIRLIK Weight
YDV 10	23802010	R 3/4"	R 3/4"	R 3/4"	R 1/4"	R 1/4"	190 bar	140 L/dak	-20 & 80 °C	4,6 kg

TANK TİPİ YÖN DENETİM VALFİ / MOUNTING TIPPING VALVE ON TANK

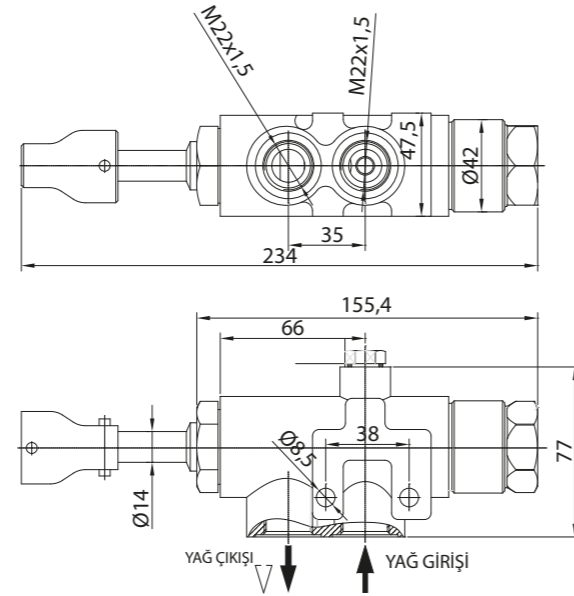
YDV 11



ÜRÜN TİPİ Product Type	ÜRÜN KODU Product Code	(S) SİLİNDİR HATTI Cylinder Connection	(P) POMPA HATTI Pump Connection	(T) TANK HATTI Tank Connection	(H) SİLİNDİR KALDIRMA Cylinder Tipping	(Y) SİLİNDİR İNDİRME Cylinder Lowering	MAKSİMUM ÇALIŞMA BASINCI Max. working pressure	MAKSİMUM DEBİ Max. Flow	HİDROLİK YAĞ SICAKLIĞI Oil temperature range	AĞIRLIK Weight
YDV 11	23802011	R 1"	R 1"	R 1"	R 1/8"	R 1/8"	190 bar	220 L/dak	-20 & 80 °C	7,5 kg

MEKANİK YÖN VALFİ / MECHANICAL TIPPING VALVE

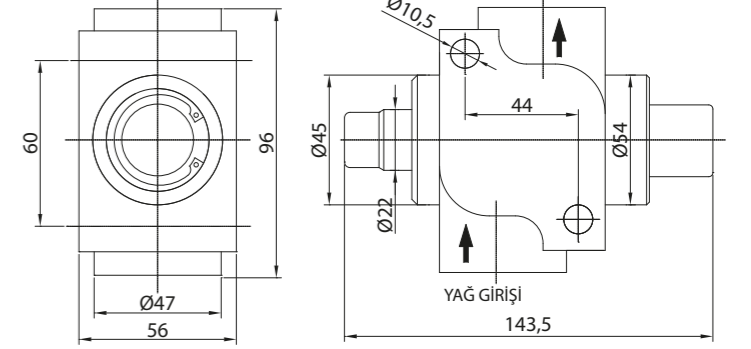
MYV 01



ÜRÜN TİPİ Product Type	ÜRÜN KODU Product Code	YAĞ GİRİŞİ Oil Inlet	YAĞ ÇIKIŞI Oil Outlet	MAKSİMUM DEBİ Max. Flow	HİDROLİK YAĞ SICAKLIĞI Oil temperature range	AĞIRLIK Weight
MYV 01	23702001	M22x1,5	M22x1,5	140 L/dak	-20 & 80 °C	2 kg

SINIR (STROK) KONTROL VALFİ / END-OF STROKE VALVE

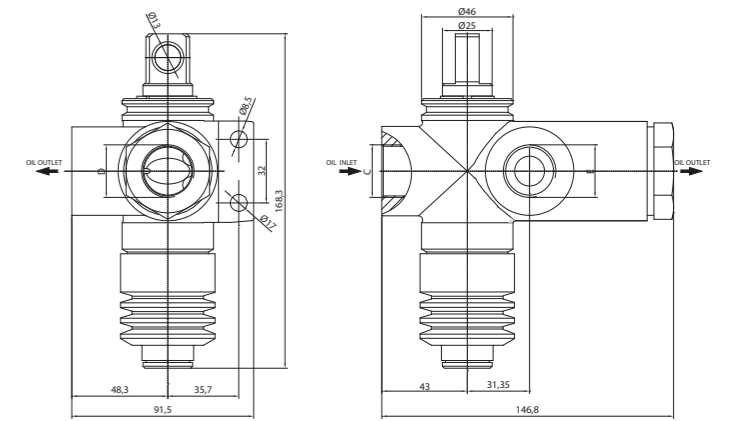
SKV 01



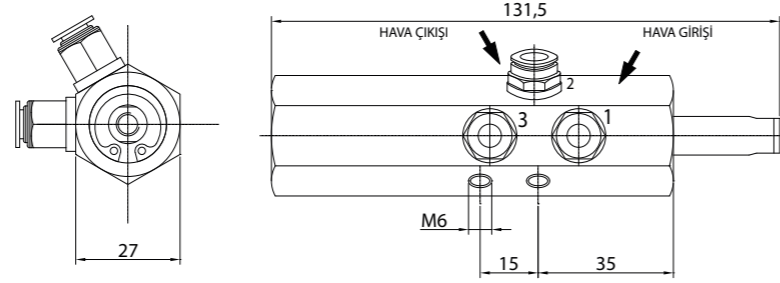
ÜRÜN TİPİ Product Type	ÜRÜN KODU Product Code	YAĞ GİRİŞİ Oil Inlet	YAĞ ÇIKIŞI Oil Outlet	MAKSİMUM ÇALIŞMA BASINCI Max. working pressure	MAKSİMUM DEBİ Max. Flow	HİDROLİK YAĞ SICAKLIĞI Oil temperature range	AĞIRLIK Weight
SKV 01	23902001	R 3/4"	R 3/4"	190 bar	140 L/dak	-20 & 80 °C	2 kg

SINIR (STROK) KONTROL VALFİ / TIPPING VALVE FOR TRAILER AND TRUCK

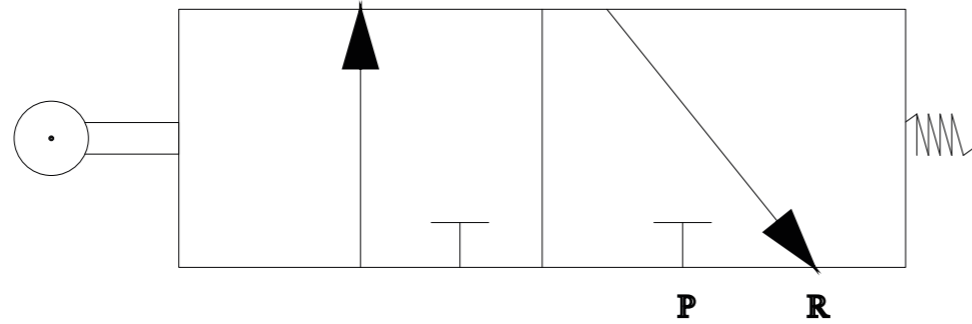
SKV 02



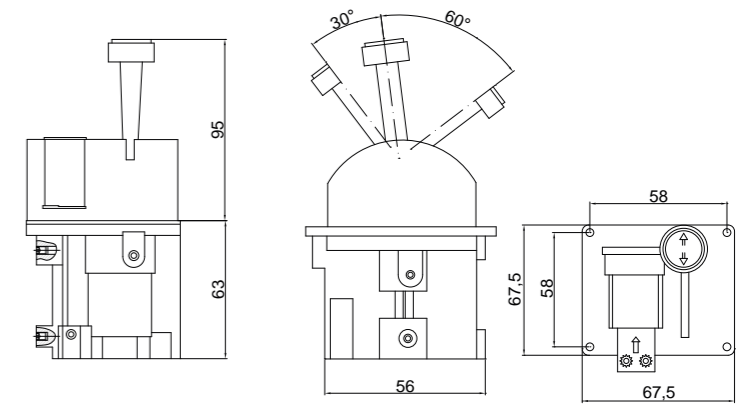
ÜRÜN TİPİ Product Type	ÜRÜN KODU Product Code	YAĞ GİRİŞİ (C) Oil inlet	YAĞ ÇIKIŞI (D) Oil outlet	YAĞ ÇIKIŞI (E) Oil outlet	MAKSİMUM ÇALIŞMA BASINCI Max. working pressure	MAKSİMUM DEBİ Max. Flow	HİDROLİK YAĞ SICAKLIĞI Oil temperature range	AĞIRLIK Weight
SKV 02	23902002	R 3/4"	R 3/4"	R 3/4"	190 bar	140 L/dak	-20 & 80 °C	2,5 kg

SINIR (STROK) KONTROL VALFİ /PNEUMATIC END OF STROKE VALVE
SKV 03

ÜRÜN TİPİ Product Type	ÜRÜN KODU Product Code	HAVA GİRİŞİ 1-3 Air inlet 1-3	HAVA ÇIKIŞI 2 Air outlet 2	MAKSİMUM HAVA BASINCI Max. air pressure	HAVA SICAKLIĞI Air temperature range	AĞIRLIK Weight
SKV 03	23902003	G 1/8"	G 1/8"	12 bar	-20 & 80 °C	0,3 kg

PNÖMATİK SINIR KONTROL VALFİ /PNEUMATIC END-OF STROKE VALVE
SKV 04

ÜRÜN TİPİ Product Type	ÜRÜN KODU Product Code	ÜRÜN ADI Product Name
SKV.04	23902004	PNÖMATİK SINIR KONTROL VALFİ 1/4" 1/4"PNEUMATIC END-OF STROKE VALVE

JOYSTICK /JOYSTICK
HDJ 01

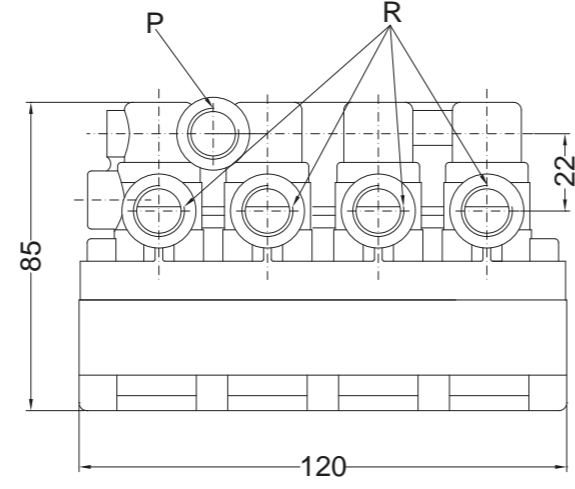
ÜRÜN TİPİ Product Type	ÜRÜN KODU Product Code	ÜRÜN ADI Product Name
HDJ 01	23602004	JOYSTICK 3'LÜ İKİ KONUMLU 3 WAY / 2 SECTION TIP JOYSTICK
HDJ 02	23602005	JOYSTICK 2'LI İKİ KONUMLU 2 WAY / 2 SECTION TIP JOYSTICK
HDJ 03	23602006	JOYSTICK 3'LÜ ÜÇ KONUMLU 3 WAY / 2 SECTION TIP JOYSTICK
HDJ 04	23602007	JOYSTICK İKİ KONUMLU 2 WAY / 2 SECTION FLAT TIP JOYSTICK
HDJ 05	23602008	JOYSTICK 2'LI İKİ KONUMLU MANDALSIZ 3 WAY / 2 SECTION FLAT TIP JOYSTICK MANUEL

3 YOLLU VANA /DIVERTER VALVE 3-WAY MANUEL
KVN 01

ÜRÜN TİPİ Product Type	ÜRÜN KODU Product Code	ÜRÜN ADI Product Name
KVN 01	2352001	3 YOLLU VANA 3/4 / DIVERTER VALVE 3-WAY MANUEL 3/4

DAMPER DÜĞMESİ/WAY SWITCH

HDD 03



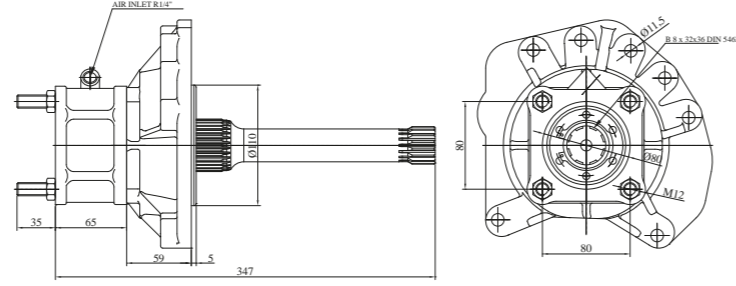
ÜRÜN TİPİ Product Type	ÜRÜN KODU Product Code	ÜRÜN ADI Product
HDD.01	23602001	DAMPER DÜĞMESİ 2'Lİ/2 WAY SWITCH
HDD.02	23602002	DAMPER DÜĞMESİ 3'LÜ/3WAY SWITCH
HDD.03	23602003	DAMPER DÜĞMESİ 4'LÜ/4WAY SWITCH

OZCEYLANLAR A.S. produces all power train equipments as PTO, cardan shaft, adapter and gear box.

Ticari araçlarda kullanılan PTO , kardan mili, adaptör ve şanzıman gibi tüm güç aktarma ekipmanları Özceylanlar A.Ş. tarafından üretilmektedir.

GÜÇ AKTARMA KUTUSU/POWER TAKE-OFF

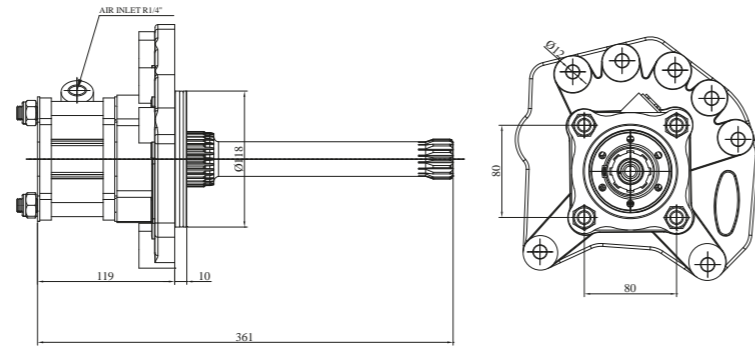
AC PTO 01



ÜRÜN TİPİ Product Type	ÜRÜN KODU Product Code	TORK Torque	GÜÇ Power	DÖNÜŞ ORANI Ratio	DÖNÜŞ YÖNÜ Rotation	BAĞLANTI TİPİ Mounting Type	KUMANDA TİPİ Control Type	KULLANILAN ARAÇLAR Tools Used In	AĞIRLIK Weight
AC PTO 01	24511001	57 /kgm	25,7 /kw	1/1	Sol/Left	Kuyruktan /Rear	Havalı /Pneumatic	1528-1823-1828-1924-2523-2528-2623-2628-2832-3224-3228-AXOR 1223-1323-1328-1523-1828-2528-2628 ATEGO	11,3 kg

GÜÇ AKTARMA KUTUSU/POWER TAKE-OFF

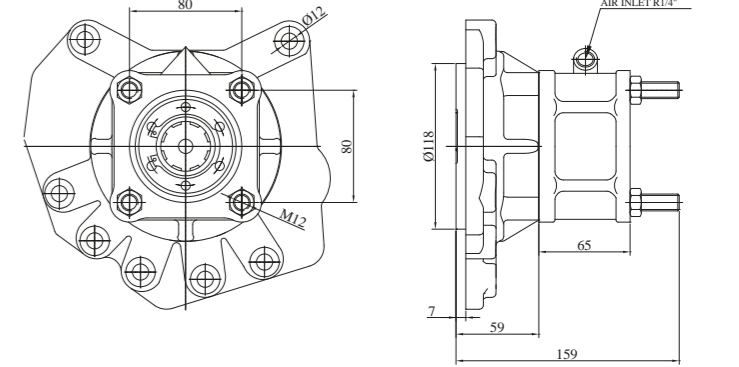
AC PTO 02



ÜRÜN TİPİ Product Type	ÜRÜN KODU Product Code	TORK Torque	GÜÇ Power	DÖNÜŞ ORANI Ratio	DÖNÜŞ YÖNÜ Rotation	BAĞLANTI TİPİ Mounting Type	KUMANDA TİPİ Control Type	KULLANILAN ARAÇLAR Tools Used In	AĞIRLIK Weight
AC PTO 02	24511002	57 /kgm	25,7 /kw	1/1	Sol/Left	Kuyruktan /Rear	Havalı /Pneumatic	1729-1735-1827-1834-1838-1929-1935-2038-2429-2435-2527-2531-2534-2629-2631-2635-2638-3229-3234-3534-3535-1831-1835-1840-1844-1848-1850-1857-1934-1938-1953-2044-2050-2544-2550-2643-2644-2650-3031-3234-3331-3348-4148-3335-3336-3235-3340-2031-2040-2648-3548-3553-3557-3538-ACTROS MERCEDES	10,8 kg

GÜÇ AKTARMA KUTUSU/POWER TAKE-OFF

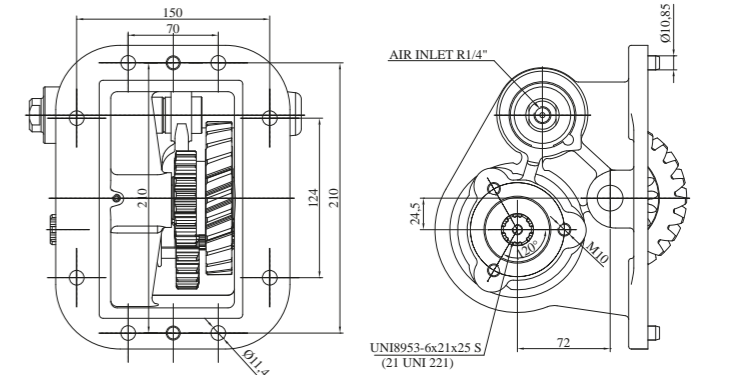
AC PTO 03



ÜRÜN TİPİ Product Type	ÜRÜN KODU Product Code	TORK Torque	GÜÇ Power	DÖNÜŞ ORANI Ratio	DÖNÜŞ YÖNÜ Rotation	BAĞLANTI TİPİ Mounting Type	KUMANDA TİPİ Control Type	KULLANILAN ARAÇLAR Tools Used In	AĞIRLIK Weight
AC PTO 03	24511003	57 /kgm	25,7 /kw	1/1	Sol/Left	Kuyruktan /Rear	Havalı /Pneumatic	1528-1823-1828-1924-2523-2528-2623-2628-2832-3224-3228-AXOR 1223-1323-1328-1523-1828-2528-2628 ATEGO	11 kg

GR 900 ŞANZİMAN/GR 900 POWER TAKE-OFF

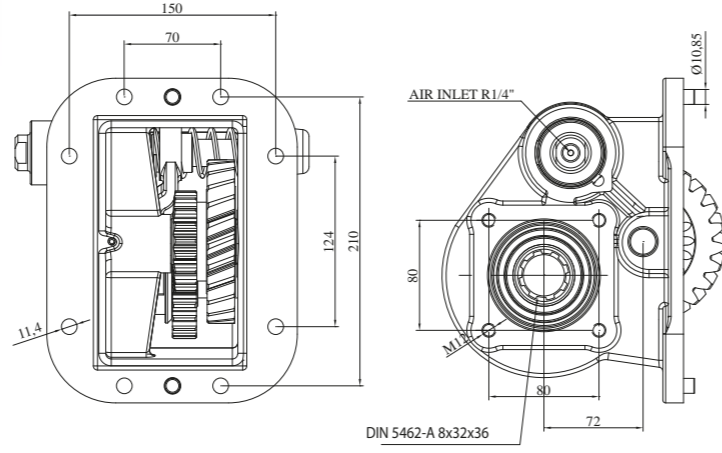
AKT GR 01



ÜRÜN TİPİ Product Type	ÜRÜN KODU Product Code	TORK Torque	GÜÇ Power	DÖNÜŞ ORANI Ratio	DÖNÜŞ YÖNÜ Rotation	BAĞLANTI TİPİ Mounting Type	KUMANDA TİPİ Control Type	KULLANILAN ARAÇLAR Tools Used In	AĞIRLIK Weight
AKT GR 01	24531001	35 /kgm	21 /kw	1/1,357	Sağ/Right	Yan/Side	Havalı /Pneumatic	94 C 310-124 C 360-R 124 G 360-143 H 450 CV-143 M 400 CV-260H-143H-P 113M-P114-GA 380-114P-124R-113P-114R-113H 360	18 kg

GR 900 ŞANZIMAN / GR 900 POWER TAKE-OFF

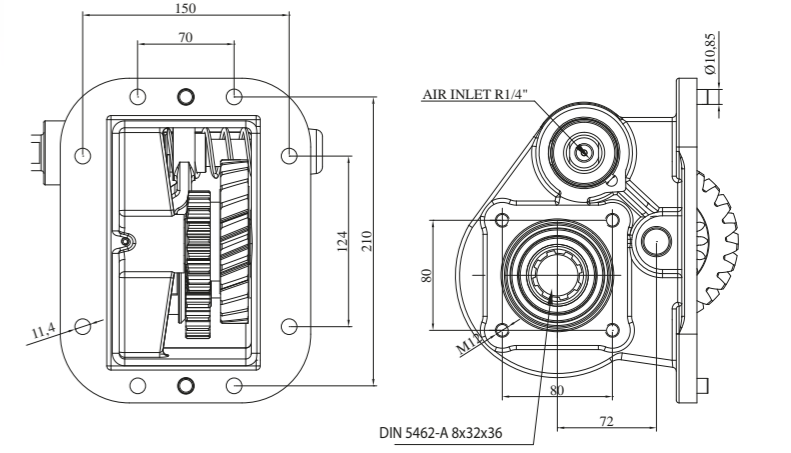
AKT GR 02



ÜRÜN TİPİ Product Type	ÜRÜN KODU Product Code	TORK Torque	GÜÇ Power	DÖNÜŞ ORANI Ratio	DÖNÜŞ YÖNÜ Rotation	BAĞLANTI TİPİ Mounting Type	KUMANDA TİPİ Control Type	KULLANILAN ARAÇLAR Tools Used In	AĞIRLIK Weight
AKT GR 02	24531004	35 /kgm	21 /kw	1/1,357	Sağ/Right	Yan/Side	Havali /Pneumatic	94C310-124C360-R124G360-143H450CV -143M400CV-260H-143HP113M-P 114-GA380-114P-124R-113P-114R-113H360	18 kg

GRS 900 ŞANZIMAN / GRS 900 POWER TAKE-OFF

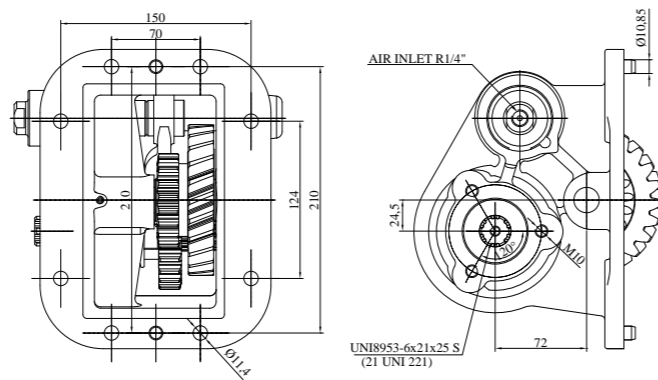
AKT GRS 02



ÜRÜN TİPİ Product Type	ÜRÜN KODU Product Code	TORK Torque	GÜÇ Power	DÖNÜŞ ORANI Ratio	DÖNÜŞ YÖNÜ Rotation	BAĞLANTI TİPİ Mounting Type	KUMANDA TİPİ Control Type	KULLANILAN ARAÇLAR Tools Used In	AĞIRLIK Weight
AKT GRS 02	24531003	35 /kgm	21 /kw	1/1,357	Sağ/Right	Yan/Side	Havali /Pneumatic	124 G 420-113-124 L 400-144 L 530-124 LA 420-144 LA 460 144 LA 530-R124 LA 420 R124 GA 420-143H-143M-143.400 -143.450 143.500-R580-R124GA/CB-R164 GA SCANIA	18 kg

GRS 900 ŞANZIMAN / GRS 900 POWER TAKE-OFF

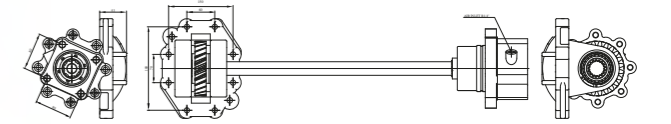
AKT GRS 01



ÜRÜN TİPİ Product Type	ÜRÜN KODU Product Code	TORK Torque	GÜÇ Power	DÖNÜŞ ORANI Ratio	DÖNÜŞ YÖNÜ Rotation	BAĞLANTI TİPİ Mounting Type	KUMANDA TİPİ Control Type	KULLANILAN ARAÇLAR Tools Used In	AĞIRLIK Weight
AKT GRS 01	24531002	35 /kgm	21 /kw	1/1,357	Sağ/Right	Yan/Side	Havali /Pneumatic	124 G 420-113-124 L 400-144 L 530-124 LA 420-144 LA 460 144 LA 530-R124 LA 420 R124 GA 420-143H-143M-143.400-143.450 143.500-R580-R124GA/CB-R164 GA SCANIA	18 kg

SCANIA GRS 905 ŞANZIMAN / SCANIA GRS 905 POWER TAKE-OFF


AKT GRS 03



ÜRÜN TİPİ Product Type	ÜRÜN KODU Product Code	TORK Torque	GÜÇ Power	DÖNÜŞ ORANI Ratio	DÖNÜŞ YÖNÜ Rotation	BAĞLANTI TİPİ Mounting Type	KUMANDA TİPİ Control Type	KULLANILAN ARAÇLAR Tools Used In	AĞIRLIK Weight
AKT GRS 03	24531005	44,8 /kgm	42,4 /kw	1/1	Sol/Left	Kuyruktan /Rear	Havali /Pneumatic	R420-HG420-HG380	23,5 kg

SCANIA GRS O 905 ŞANZIMAN/SCANIA GRS O 905 POWER TAKE-OFF


AKT GRS 04



ÜRÜN TİPİ Product Type	ÜRÜN KODU Product Code	TORK Torque	GÜÇ Power	DÖNÜŞ ORANI Ratio	DÖNÜŞ YÖNÜ Rotation	BAĞLANTI TİPİ Mounting Type	KUMANDA TİPİ Control Type	KULLANILAN ARAÇLAR Tools Used In	AĞIRLIK Weight
AKT GRS 04	24531006	44,8 /kgm	42,4 /kw	1/1	Sol/Left	Kuyruktan /Rear	Havali /Pneumatic	R420/G420 SCANIA	23,5 kg

HYUNDAI HD 75 EURO 4 VAKUMLU (6 VİTES) ŞANZIMAN/HYUNDAI HD 75 EURO 4 VACUUM POWER TAKE-OFF (6 SPEED)

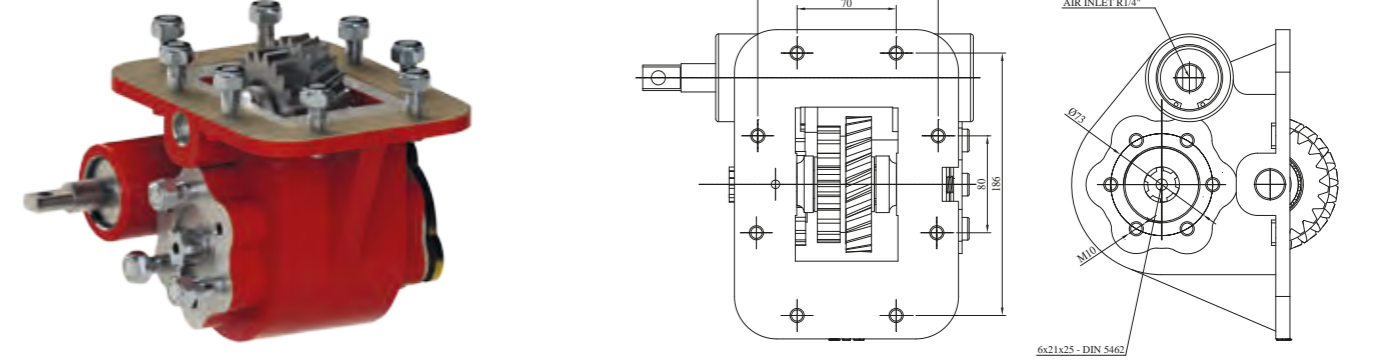
AKT HYN 01



ÜRÜN TİPİ Product Type	ÜRÜN KODU Product Code	TORK Torque	GÜÇ Power	DÖNÜŞ ORANI Ratio	DÖNÜŞ YÖNÜ Rotation	BAĞLANTI TİPİ Mounting Type	KUMANDA TİPİ Control Type	KULLANILAN ARAÇLAR Tools Used In	AĞIRLIK Weight
AKT HYN 01	24591001	24 /kgm	8,5 /kw	1/1	Sağ/Right	Sol Yan /Left side	Vakumlu /Vacuum	HD 75EURO4	9,5 kg

ISUZU MBP 6P ŞANZIMAN/ISUZU MBP 6P MK POWER TAKE-OFF

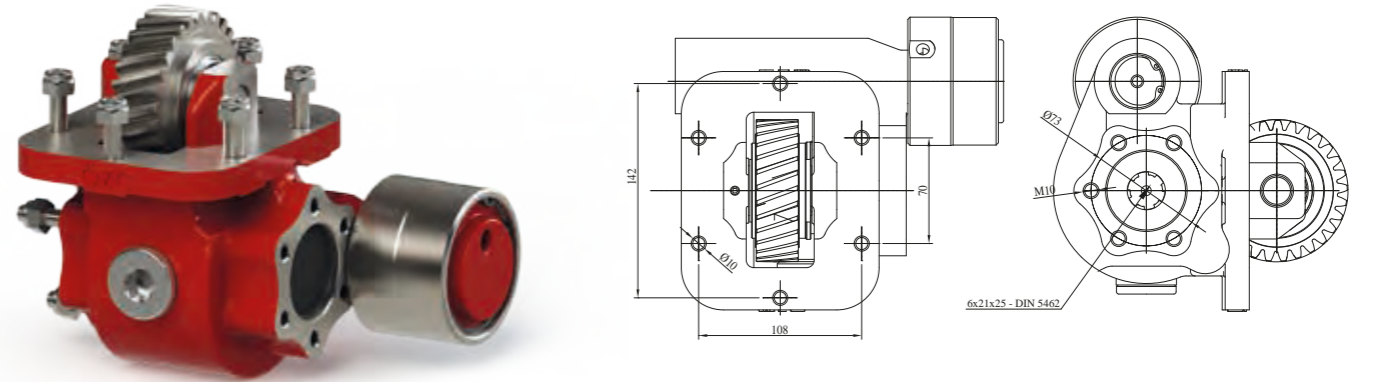
AKT ISZ 01



ÜRÜN TİPİ Product Type	ÜRÜN KODU Product Code	TORK Torque	GÜÇ Power	DÖNÜŞ ORANI Ratio	DÖNÜŞ YÖNÜ Rotation	BAĞLANTI TİPİ Mounting Type	KUMANDA TİPİ Control Type	KULLANILAN ARAÇLAR Tools Used In	AĞIRLIK Weight
AKT ISZ 01	24541001	18 /kgm	10,6 /kw	1/0,95	Sağ/Right	Sol Yan /Left side	Mekanik /Mechanic	NQR4.8 TURBO ISUZU/NQR 70P/FSR/LM524	13 kg

ISUZU MXA 5R VAKUMLU ŞANZIMAN/ISUZU MXA 5R VACUUM POWER TAKE-OFF

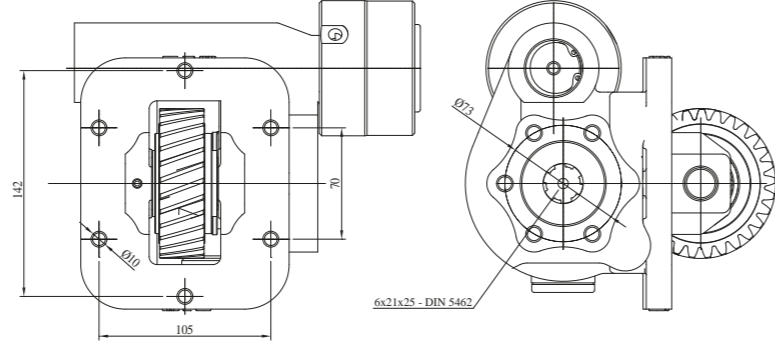

AKT ISZ 02



ÜRÜN TİPİ Product Type	ÜRÜN KODU Product Code	TORK Torque	GÜÇ Power	DÖNÜŞ ORANI Ratio	DÖNÜŞ YÖNÜ Rotation	BAĞLANTI TİPİ Mounting Type	KUMANDA TİPİ Control Type	KULLANILAN ARAÇLAR Tools Used In	AĞIRLIK Weight
AKT ISZ 02	24541002	18,3 /kgm	11,2 /kw	1/1,36	Sağ/Right	Sol Yan /Left Side	Vakumlu /Vacuum	NKR WIDE LX 100 HP-4.3 NPR CHAMPION ISUZU / 3.2 NPR ISUZU 3.2 NPR ISUZU NPR 66 / NHR 70 / NKR 66 / NKR 66E / NPR 66P / NPR 300-400-400S FRR500 / ISUZU ELF 250	11 kg

ISUZU MOY CR VAKUMLU ŞANZIMAN / ISUZU MOY CR VACUUM POWER TAKE-OFF

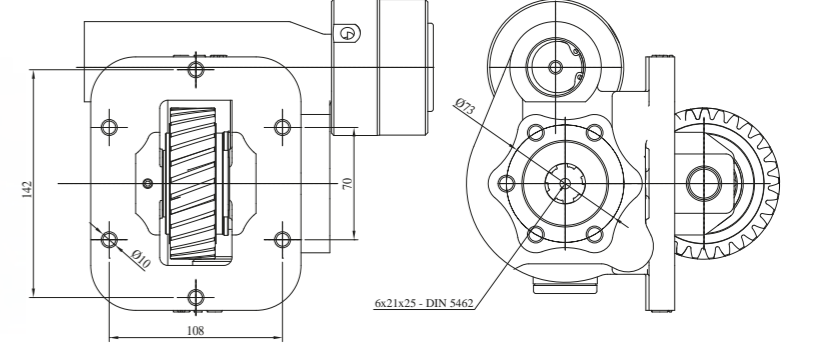
AKT ISZ 03



ÜRÜN TİPİ Product Type	ÜRÜN KODU Product Code	TORK Torque	GÜÇ Power	DÖNÜŞ ORANI Ratio	DÖNÜŞ YÖNÜ Rotation	BAĞLANTI TİPİ Mounting Type	KUMANDA TİPİ Control Type	KULLANILAN ARAÇLAR Tools Used In	AĞIRLIK Weight
AKT ISZ 03	24541003	23 /kgm	22 /kw	1/1,03	Sağ/Right	Sol Yan /Left side	Vakumlu /Vacuum	4.3 NPR66-71-75-77 ISUZU CHAMPION (2005-2006)/NKR250/NPR250 NKR66 E2L	14 kg

ISUZU MSB 5S VAKUMLU ŞANZIMAN / ISUZU MSB 5S VACUUM POWER TAKE-OFF

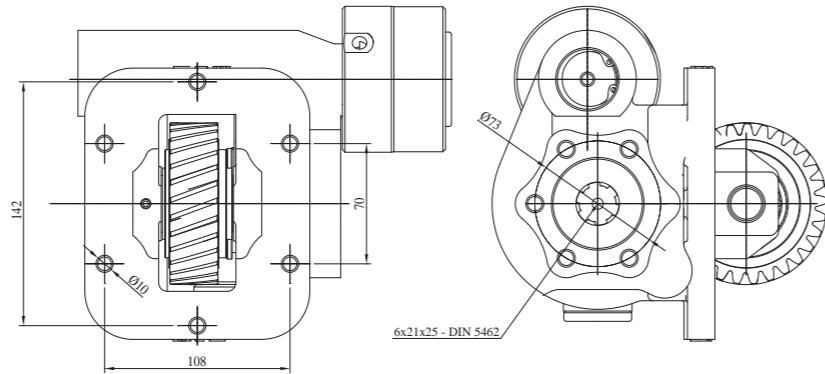

AKT ISZ 05



ÜRÜN TİPİ Product Type	ÜRÜN KODU Product Code	TORK Torque	GÜÇ Power	DÖNÜŞ ORANI Ratio	DÖNÜŞ YÖNÜ Rotation	BAĞLANTI TİPİ Mounting Type	KUMANDA TİPİ Control Type	KULLANILAN ARAÇLAR Tools Used In	AĞIRLIK Weight
AKT ISZ 05	24541005	16,6 /kgm	10,6 /kw	1/1,34	Sağ/Right	Sol Yan /Left side	Vakumlu /Vacuum	NKR 2.8 ISUZU LOW/NKR 55 LOW/NHR 55E/CARRIER 250T	12 kg

ISUZU MSA 5P VAKUMLU ŞANZIMAN / ISUZU MSA 5P VACUUM POWER TAKE-OFF

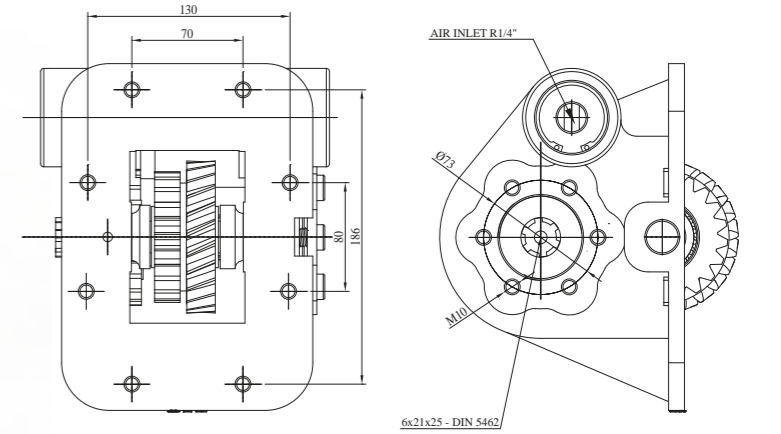
AKT ISZ 04



ÜRÜN TİPİ Product Type	ÜRÜN KODU Product Code	TORK Torque	GÜÇ Power	DÖNÜŞ ORANI Ratio	DÖNÜŞ YÖNÜ Rotation	BAĞLANTI TİPİ Mounting Type	KUMANDA TİPİ Control Type	KULLANILAN ARAÇLAR Tools Used In	AĞIRLIK Weight
AKT ISZ 04	24541004	18,2 /kgm	11,2 /kw	1/1,31	Sağ/Right	Sol Yan /Left side	Vakumlu /Vacuum	KS11-KS20-KS21-KS32-8.8 WIDE DIESEL-NKR 55L/3.3 IRAN ISUZU NKR-NHR-NPR3.6/3.9 ISUZU HVC SAH1063 (LC5T30)	12 kg

ISUZU MBP 6P PK ŞANZIMAN / ISUZU MBP 6P PK POWER TAKE-OFF

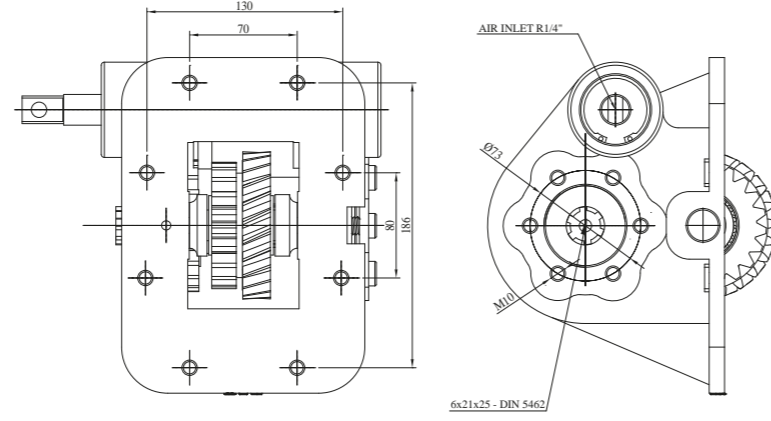
AKT ISZ 06



ÜRÜN TİPİ Product Type	ÜRÜN KODU Product Code	TORK Torque	GÜÇ Power	DÖNÜŞ ORANI Ratio	DÖNÜŞ YÖNÜ Rotation	BAĞLANTI TİPİ Mounting Type	KUMANDA TİPİ Control Type	KULLANILAN ARAÇLAR Tools Used In	AĞIRLIK Weight
AKT ISZ 06	24541006	18 /kgm	10,6 /kw	1/0,95	Sağ/Right	Sol Yan /Left Side	Havali /Pneumatic	NOR4.8 3D TURBO ISUZU(2005) /NQR71PL5.2 ISUZU	13 kg

ISUZU MOZ 06 MK ŞANZIMAN / ISUZU MOZ 06 MK POWER TAKE-OFF

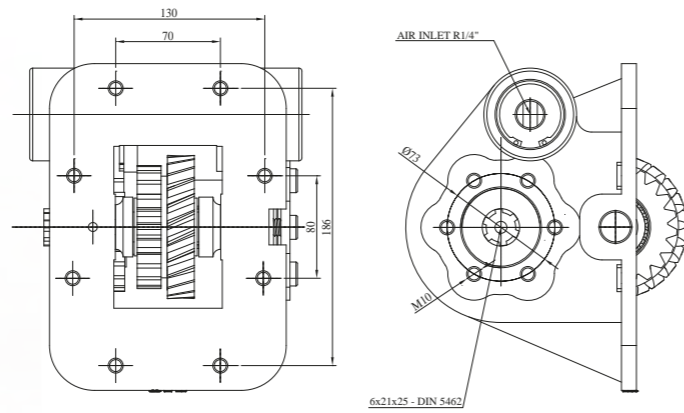
AKT ISZ 07



ÜRÜN TİPİ Product Type	ÜRÜN KODU Product Code	TORK Torque	GÜÇ Power	DÖNÜŞ ORANI Ratio	DÖNÜŞ YÖNÜ Rotation	BAĞLANTI TİPİ Mounting Type	KUMANDA TİPİ Control Type	KULLANILAN ARAÇLAR Tools Used In	AĞIRLIK Weight
AKT ISZ 07	24541007	21,6 /kgm	20,6 /kw	1/0,95	Sağ/Right	Sol Yan /Left side	Mekanik /Mechanic	NQR4.8 TURBO ISUZU/NQR 70P/FSR/LM524	14 kg

ISUZU MOZ 06 PK ŞANZIMAN / ISUZU MOZ 06 PK POWER TAKE-OFF

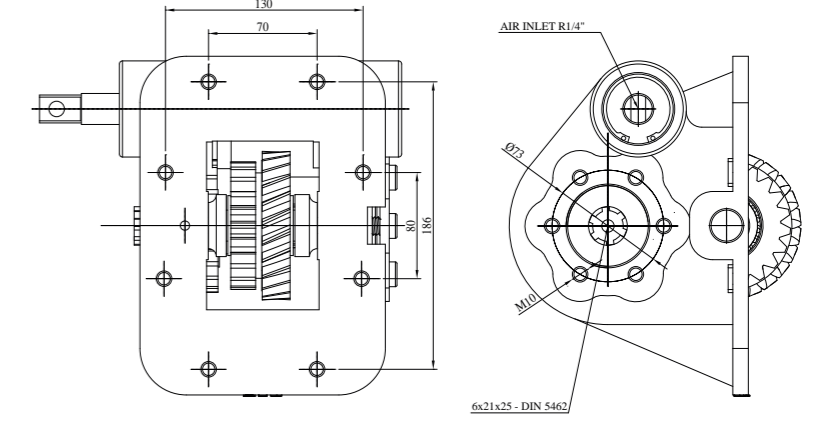
AKT ISZ 08



ÜRÜN TİPİ Product Type	ÜRÜN KODU Product Code	TORK Torque	GÜÇ Power	DÖNÜŞ ORANI Ratio	DÖNÜŞ YÖNÜ Rotation	BAĞLANTI TİPİ Mounting Type	KUMANDA TİPİ Control Type	KULLANILAN ARAÇLAR Tools Used In	AĞIRLIK Weight
AKT ISZ 08	24541008	21,6 /kgm	20,6 /kw	1/0,95	Sağ/Right	Sol Yan /Left side	Havalı /Pneumatic	NQR4.8 TURBO ISUZU/NQR 70P/FSR/LM524	14 kg

ISUZU MOZ 79 MK ŞANZIMAN / ISUZU MOZ 79 MK POWER TAKE-OFF

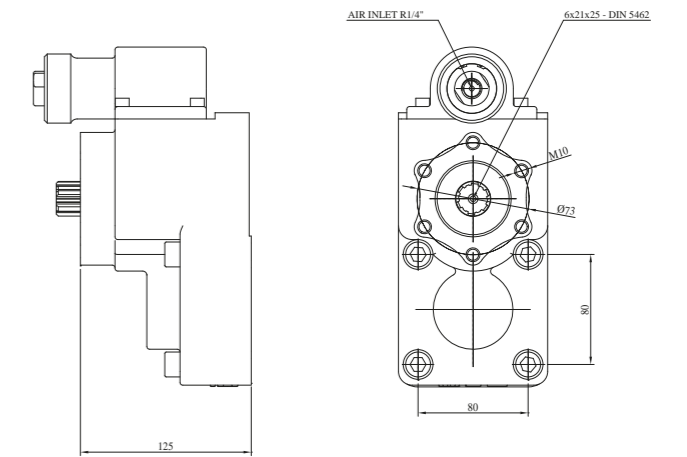
AKT ISZ 09



ÜRÜN TİPİ Product Type	ÜRÜN KODU Product Code	TORK Torque	GÜÇ Power	DÖNÜŞ ORANI Ratio	DÖNÜŞ YÖNÜ Rotation	BAĞLANTI TİPİ Mounting Type	KUMANDA TİPİ Control Type	KULLANILAN ARAÇLAR Tools Used In	AĞIRLIK Weight
AKT ISZ 09	24541009	21,6 /kgm	20,6 /kw	1/0,95	Sağ/Right	Sol Yan /Left side	Mekanik /Mechanic	ISUZU MOZ79	15 kg

IVECO 2855 ŞANZIMAN / IVECO 2855 POWER TAKE-OFF

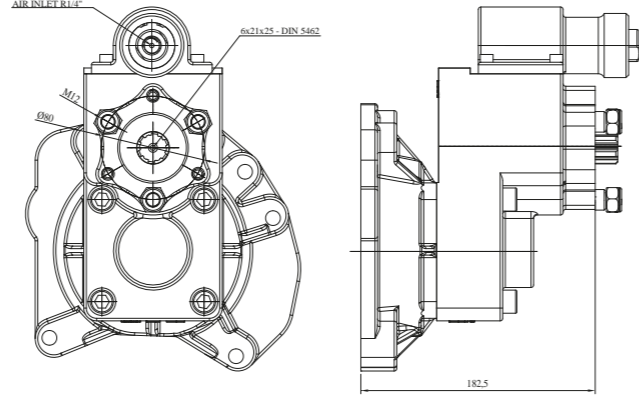
AKT IVC 01



ÜRÜN TİPİ Product Type	ÜRÜN KODU Product Code	TORK Torque	GÜÇ Power	DÖNÜŞ ORANI Ratio	DÖNÜŞ YÖNÜ Rotation	BAĞLANTI TİPİ Mounting Type	KUMANDA TİPİ Control Type	KULLANILAN ARAÇLAR Tools Used In	AĞIRLIK Weight
AKT IVC 01	24551001	18,3 /kgm	12,5 /kw	1/1,12	Sol/Left	Kuyruk /Rear	Havalı /Pneumatic	IVECO 60.10-60.12-75.14-80.12-80.14-85.12-85.14-120.14-140.14-150.14-130E15-150E21-220E21-60.14-65E12-65E14-75.12-75E14-75E15-57E17-75E18-80E18-85E13-85E15-100E15-100E18-130E15-130E18	14 kg

MERCEDES ATEGO UNI ŞANZIMAN (7 DELİKLİ) / MERCEDES ATEGO UNI POWER TAKE-OFF (7 PIN)

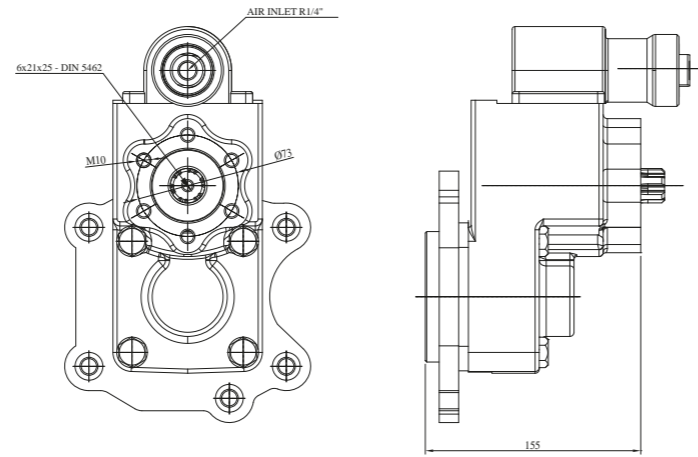
AKT MRC 01



ÜRÜN TİPİ Product Type	ÜRÜN KODU Product Code	TORK Torque	GÜÇ Power	DÖNÜŞ ORANI Ratio	DÖNÜŞ YÖNÜ Rotation	BAĞLANTI TİPİ Mounting Type	KUMANDA TİPİ Control Type	KULLANILAN ARAÇLAR Tools Used In	AĞIRLIK Weight
AKT MRC 01	24511006	22,4 /kgm	14,9 /kw	1/1,12	Sol/Left	Kuyruk /Rear	Havali /Pneumatic	614-814-815-817-818-823-925-1017-1215 -1217-1223-1225-1317-1323 -1328-1517-1523-1618-1623-1823 ATEGO	12 kg

MERCEDES ATEGO UNI ŞANZIMAN (6 DELİKLİ) / MERCEDES ATEGO UNI POWER TAKE-OFF (6 PIN)

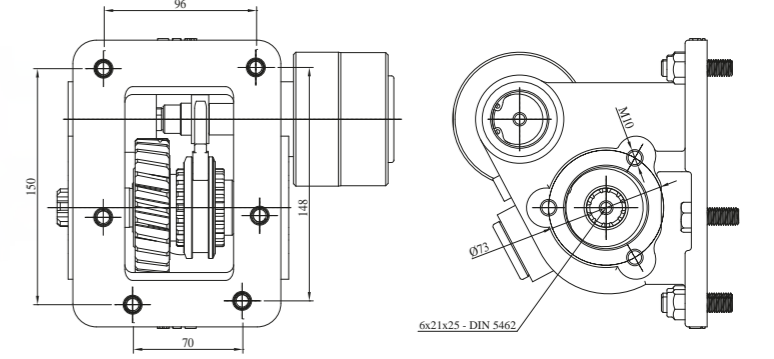

AKT MRC 02



ÜRÜN TİPİ Product Type	ÜRÜN KODU Product Code	TORK Torque	GÜÇ Power	DÖNÜŞ ORANI Ratio	DÖNÜŞ YÖNÜ Rotation	BAĞLANTI TİPİ Mounting Type	KUMANDA TİPİ Control Type	KULLANILAN ARAÇLAR Tools Used In	AĞIRLIK Weight
AKT MRC 02	24511007	22,4 /kgm	14,9 /kw	1/1,12	Sol/Left	Kuyruk /Rear	Havali /Pneumatic	614-814-815-817-818-823-925-1017-1215-1217 -1223-1225-1317-1323-1328-1517-1523-1618-1623-1823 ATEGO	12 kg

MITSUBISHI MO35S5 ŞANZIMAN / MITSUBISHI MO35S5 VACUUM POWER TAKE-OFF

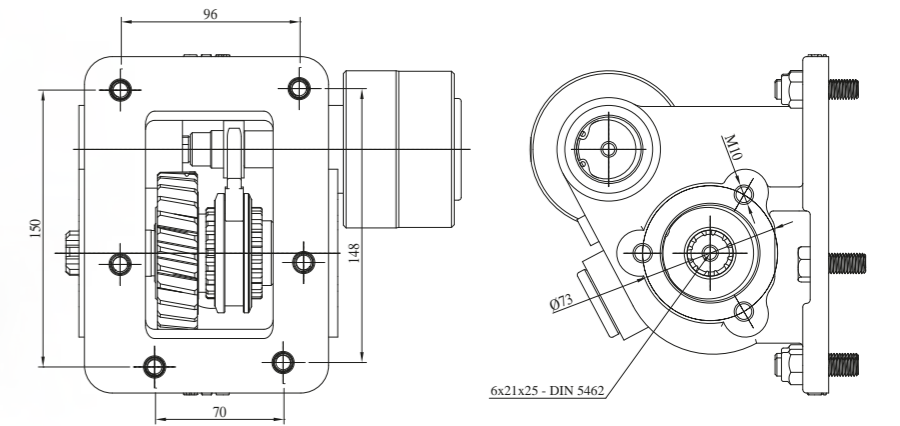

AKT MTS 01



ÜRÜN TİPİ Product Type	ÜRÜN KODU Product Code	TORK Torque	GÜÇ Power	DÖNÜŞ ORANI Ratio	DÖNÜŞ YÖNÜ Rotation	BAĞLANTI TİPİ Mounting Type	KUMANDA TİPİ Control Type	KULLANILAN ARAÇLAR Tools Used In	AĞIRLIK Weight
AKT.MTS.01	24581001	24,2 /kgm	8,7 /kw	1/1	Sağ/Right	Sol Yan /Left side	Vakumlu /Vacuum	FE649-659-FE859E MITSUBISHI(722)/FE150C1-150E1- FE150E2 CANTER2.0T/WIDE CAB FG145C14x4 CANTER2.5-FE150W1 3.5T 150G1 4T-150G2 4.5T	7 kg

MITSUBISHI M1S5 VAKUMLU ŞANZIMAN / MITSUBISHI M1S5 VACUUM POWER TAKE-OFF

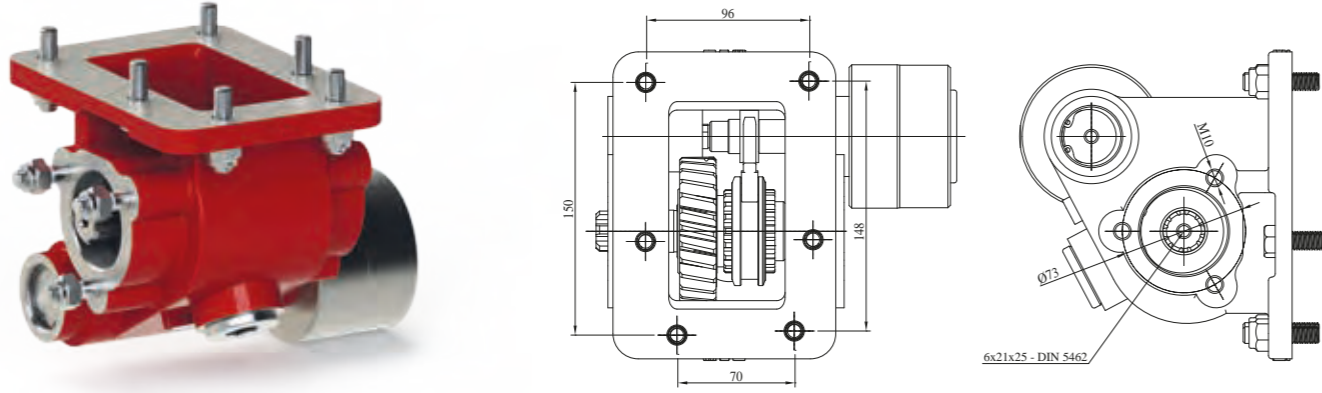
AKT MTS 02



ÜRÜN TİPİ Product Type	ÜRÜN KODU Product Code	TORK Torque	GÜÇ Power	DÖNÜŞ ORANI Ratio	DÖNÜŞ YÖNÜ Rotation	BAĞLANTI TİPİ Mounting Type	KUMANDA TİPİ Control Type	KULLANILAN ARAÇLAR Tools Used In	AĞIRLIK Weight
AKT MTS 02	24581002	18,2 /kgm	7 /kw	1/1	Sağ/Right	Sol Yan /Left Side	Vakumlu /Vacuum	444-449 CANTERMITSUBISHI(704) /H350/3F412/HD35-HD50-65-72-77 HYUNDAI	7 kg

MITSUBISHI MO15S5 VAKUMLU ŞANZIMAN / MITSUBISHI MO15S5 VACUUM POWER TAKE-OFF

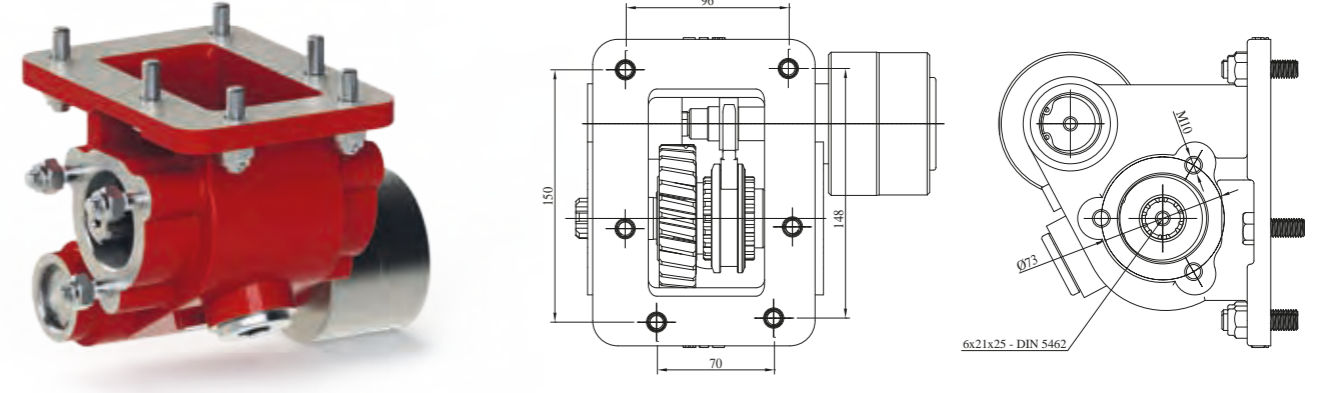
AKT MTS 03



ÜRÜN TİPİ Product Type	ÜRÜN KODU Product Code	TORK Torque	GÜÇ Power	DÖNÜŞ ORANI Ratio	DÖNÜŞ YÖNÜ Rotation	BAĞLANTI TİPİ Mounting Type	KUMANDA TİPİ Control Type	KULLANILAN ARAÇLAR Tools Used In	AĞIRLIK Weight
AKT MTS 03	24581003	24 /kgm	8,7 /kw	1/1	Sağ/Right	Sol Yan /Left side	Vakumlu /Vacuum	FE 511-711 MITSUBISHI	7 kg

MITSUBISHI MO26S5 VAKUMLU ŞANZIMAN / MITSUBISHI MO26S5 VACUUM POWER TAKE-OFF

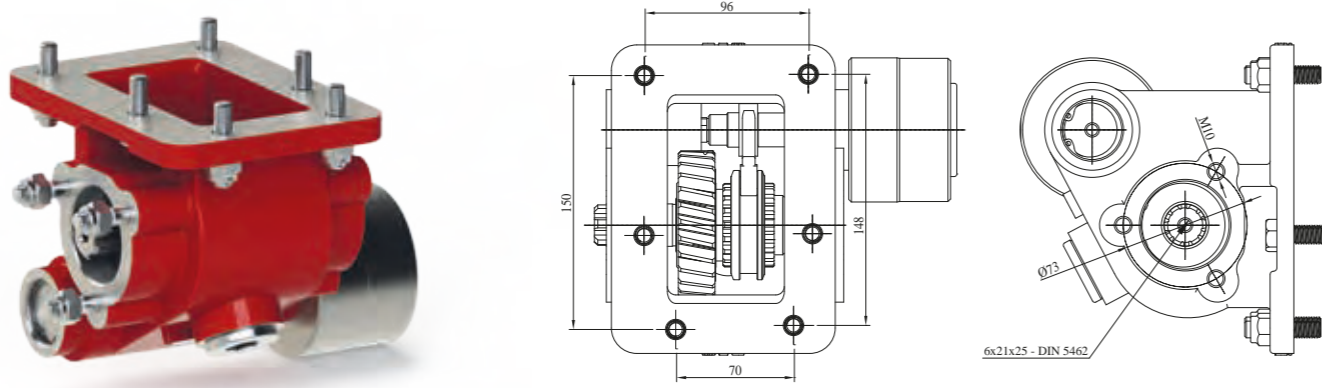
AKT MTS 05



ÜRÜN TİPİ Product Type	ÜRÜN KODU Product Code	TORK Torque	GÜÇ Power	DÖNÜŞ ORANI Ratio	DÖNÜŞ YÖNÜ Rotation	BAĞLANTI TİPİ Mounting Type	KUMANDA TİPİ Control Type	KULLANILAN ARAÇLAR Tools Used In	AĞIRLIK Weight
AKT MTS 01	24581005	21 /kgm	7,5 /kw	1/1	Sağ/Right	Sol Yan /Left side	Vakumlu /Vacuum	FE730-FE839EURO4 FE71BB/FE73BE/FE83BC	10 kg

MITSUBISHI MO25S5 VAKUMLU ŞANZIMAN / MITSUBISHI MO25S5 VACUUM POWER TAKE-OFF

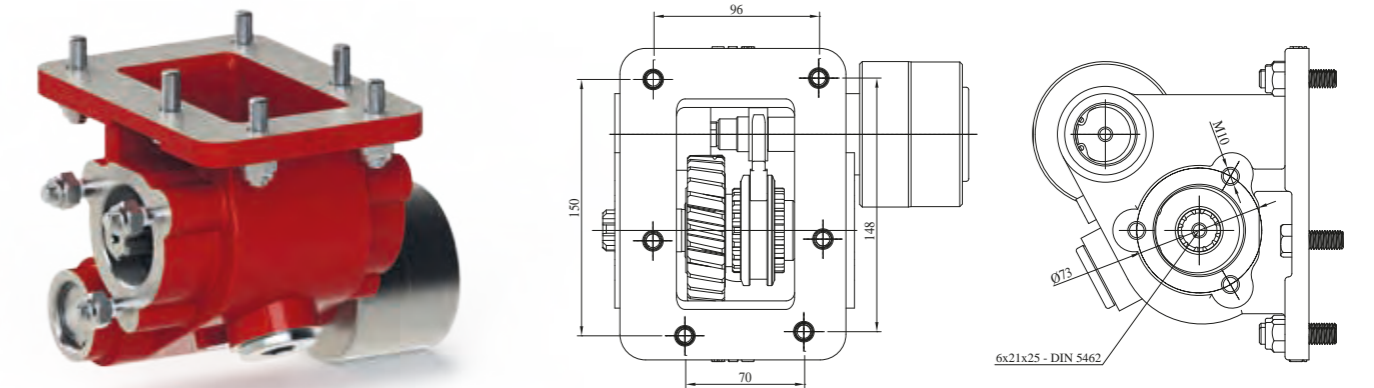
AKT MTS 04



ÜRÜN TİPİ Product Type	ÜRÜN KODU Product Code	TORK Torque	GÜÇ Power	DÖNÜŞ ORANI Ratio	DÖNÜŞ YÖNÜ Rotation	BAĞLANTI TİPİ Mounting Type	KUMANDA TİPİ Control Type	KULLANILAN ARAÇLAR Tools Used In	AĞIRLIK Weight
AKT MTS 04	24581004	21,1 /kgm	7,6 /kw	1/1	Sağ/Right	Sol Yan /Left side	Vakumlu /Vacuum	635FE-515FE-519FE-FE534-FE544-FB634-FE639C-839-859G MITSUBISHI(739) FE130C1 CANTER2.0 SUPER LOW	7 kg

MITSUBISHI MO36S6 VAKUMLU ŞANZIMAN / MITSUBISHI MO36S6 VACUUM POWER TAKE-OFF

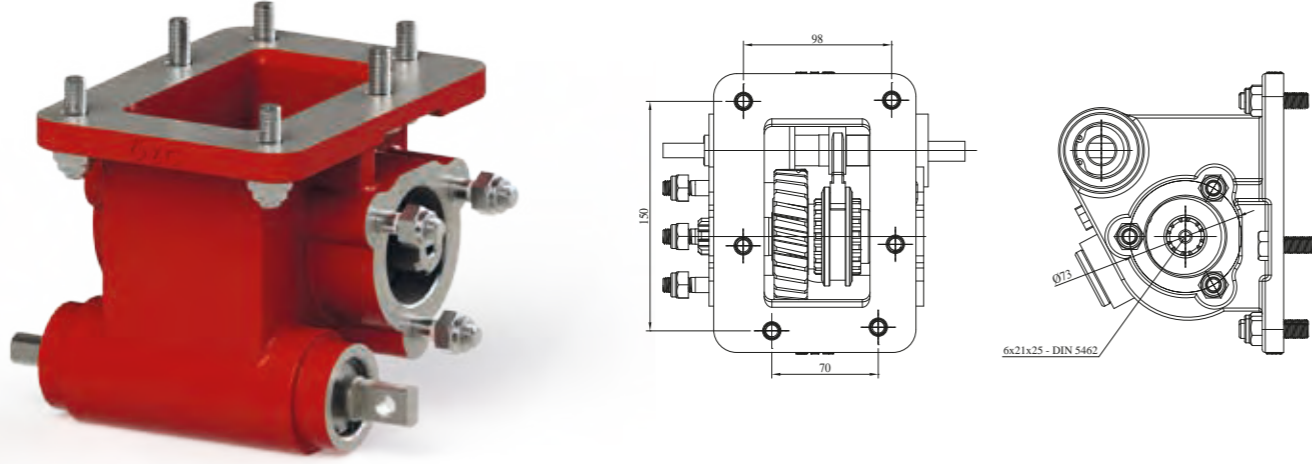
AKT MTS 06



ÜRÜN TİPİ Product Type	ÜRÜN KODU Product Code	TORK Torque	GÜÇ Power	DÖNÜŞ ORANI Ratio	DÖNÜŞ YÖNÜ Rotation	BAĞLANTI TİPİ Mounting Type	KUMANDA TİPİ Control Type	KULLANILAN ARAÇLAR Tools Used In	AĞIRLIK Weight
AKT MTS 06	24581006	24 /kgm	8,5 /kw	1/1	Sağ/Right	Sol Yan /Left Side	Vakumlu /Vacuum	FE859G EURO4 FE85BE/FE85BG	10 kg

MITSUBISHI MO38S5 MK ŞANZIMAN / MITSUBISHI MO38S5 MK POWER TAKE-OFF

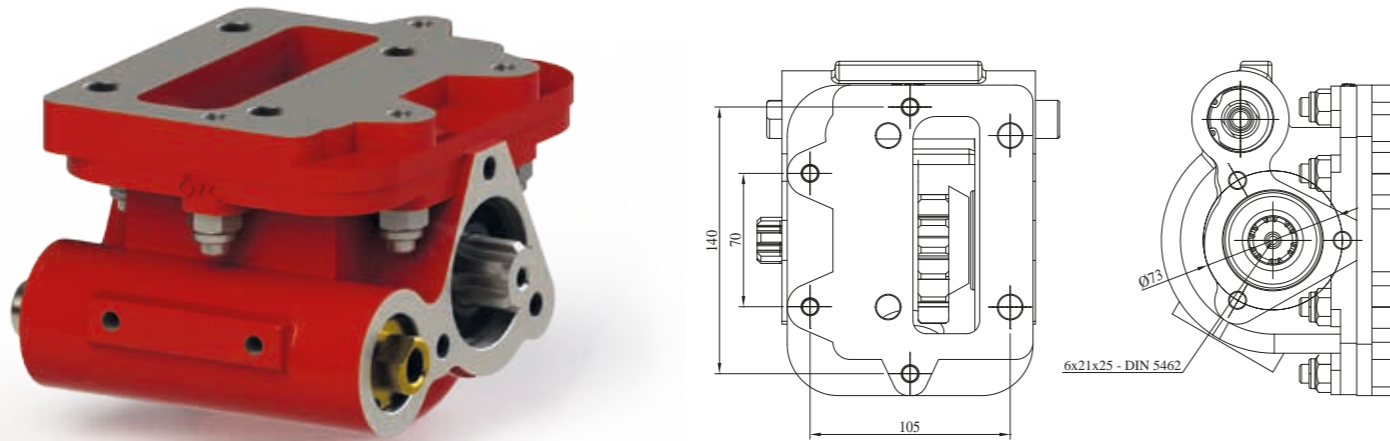
AKT MTS 07



ÜRÜN TİPİ Product Type	ÜRÜN KODU Product Code	TORK Torque	GÜÇ Power	DÖNÜŞ ORANI Ratio	DÖNÜŞ YÖNÜ Rotation	BAĞLANTI TİPİ Mounting Type	KUMANDA TİPİ Control Type	KULLANILAN ARAÇLAR Tools Used In	AĞIRLIK Weight
AKT MTS 07	24581007	15 /kgm	7,5 /kw	1/1	Sağ/Right	Sol Yan /Left side	Mekanik /Mechanic	MITSUBISHI	8,5 kg

NISSAN UD60 ŞANZIMAN / NISSAN UD60 POWER TAKE-OFF

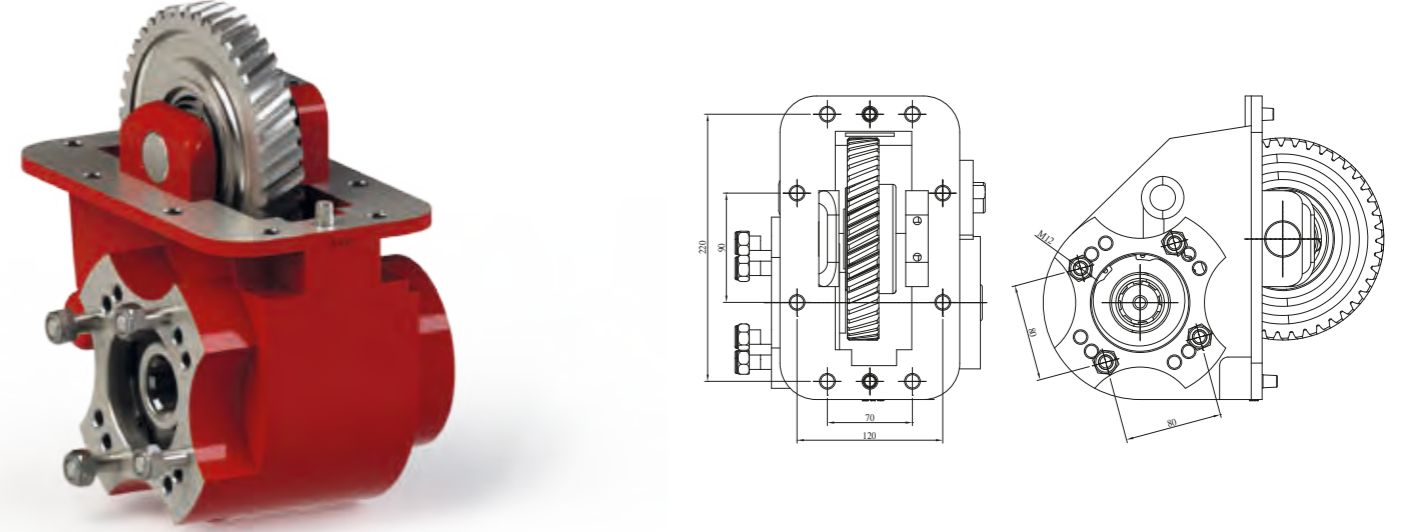
AKT NSS 01



ÜRÜN TİPİ Product Type	ÜRÜN KODU Product Code	TORK Torque	GÜÇ Power	DÖNÜŞ ORANI Ratio	DÖNÜŞ YÖNÜ Rotation	BAĞLANTI TİPİ Mounting Type	KUMANDA TİPİ Control Type	KULLANILAN ARAÇLAR Tools Used In	AĞIRLIK Weight
AKT NSS 01	24591002							NISSAN UD60/BMC415	

RENAULT B9/B18 ŞANZIMAN / RENAULT B9/B18 POWER TAKE-OFF

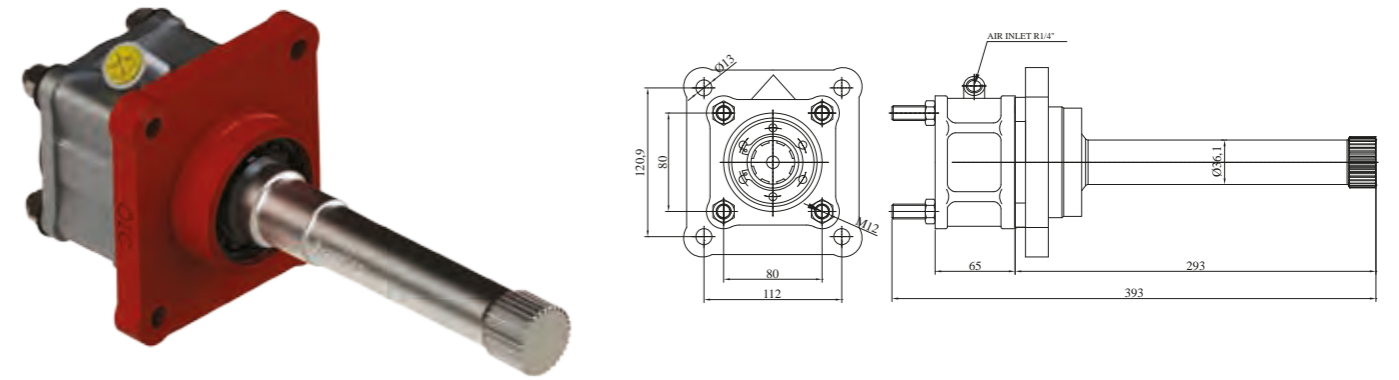
AKT REN 01



ÜRÜN TİPİ Product Type	ÜRÜN KODU Product Code	TORK Torque	GÜÇ Power	DÖNÜŞ ORANI Ratio	DÖNÜŞ YÖNÜ Rotation	BAĞLANTI TİPİ Mounting Type	KUMANDA TİPİ Control Type	KULLANILAN ARAÇLAR Tools Used In	AĞIRLIK Weight
AKT REN 01	24591003	40 /kgm	26,7 /kw	1/1,1	Sağ/Right	Kuyruk /Rear	Mekanik /Mechanic	RENAULT (R.V.)G340TI MAXTER280-340-385-400 PREMIUM 430-470 MAGNUM INTEGRAL	21,5 kg

RENAULT GÜÇ AKTARMA KUTUSU / RENAULT PREMIUM POWER TAKE-OFF

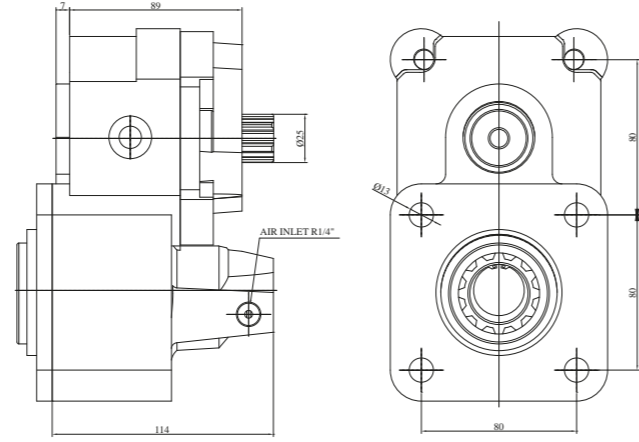
AKT REN 02



ÜRÜN TİPİ Product Type	ÜRÜN KODU Product Code	TORK Torque	GÜÇ Power	DÖNÜŞ ORANI Ratio	DÖNÜŞ YÖNÜ Rotation	BAĞLANTI TİPİ Mounting Type	KUMANDA TİPİ Control Type	KULLANILAN ARAÇLAR Tools Used In	AĞIRLIK Weight
AKT REN 02	24591004	57 /kgm	25,7 /kw	1/1	Sağ/Right	Kuyruk /Rear	Havali /Pneumatic	RENAULT PREMIUM OPTIDRIVER 430DXI-440DXI	8,2 kg

ZF ŞANZIMAN/ZF POWER TAKE-OFF

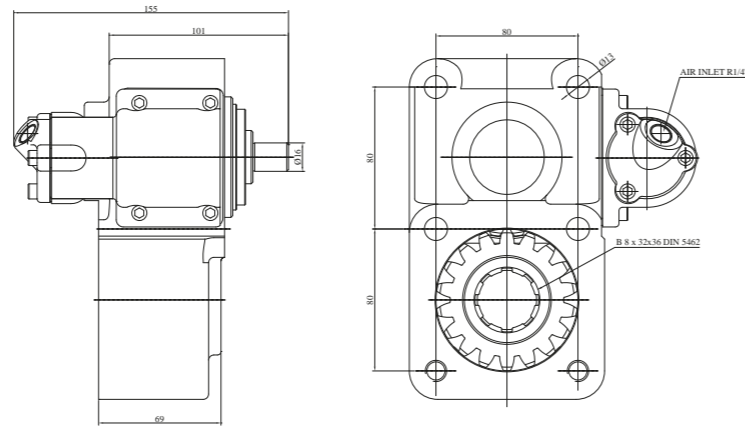
AKT ZF 01



ÜRÜN TİPİ Product Type	ÜRÜN KODU Product Code	TORK Torque	GÜÇ Power	DÖNÜŞ ORANI Ratio	DÖNÜŞ YÖNÜ Rotation	BAĞLANTI TİPİ Mounting Type	KUMANDA TİPİ Control Type	KULLANILAN ARAÇLAR Tools Used In	AĞIRLIK Weight
AKT ZF 01	24521001	26,5 /kgm	18,3 /kw	1:1,16	Sol/Left	Kuyruk /Rear	Havali /Pneumatic	MAN / MERCEDES /BMC PROFESYONEL / FORD CARGO / CHRYSLER HINO / DODGE / FARGO / IVECO / DAF / DAEWOO / RENAULT	8,5 kg

ZF ŞANZIMAN/ZF POWER TAKE-OFF

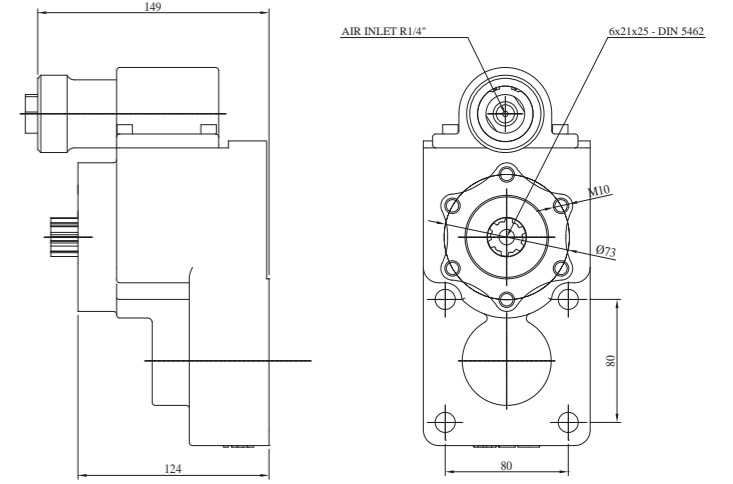

AKT ZF 02



ÜRÜN TİPİ Product Type	ÜRÜN KODU Product Code	TORK Torque	GÜÇ Power	DÖNÜŞ ORANI Ratio	DÖNÜŞ YÖNÜ Rotation	BAĞLANTI TİPİ Mounting Type	KUMANDA TİPİ Control Type	KULLANILAN ARAÇLAR Tools Used In	AĞIRLIK Weight
AKT ZF 02	24521002	26,5 /kgm	18,3 /kw	1/1,2	Sol/Left	Kuyruk /Rear	Havali /Pneumatic	MAN / MERCEDES /BMC PROFESYONEL / FORD CARGO / CHRYSLER HINO / DODGE / FARGO / IVECO / DAF / DAEWOO / RENAULT	9 kg

ZF 6S 850 ŞANZIMAN/ZF 6S 850 POWER TAKE-OFF

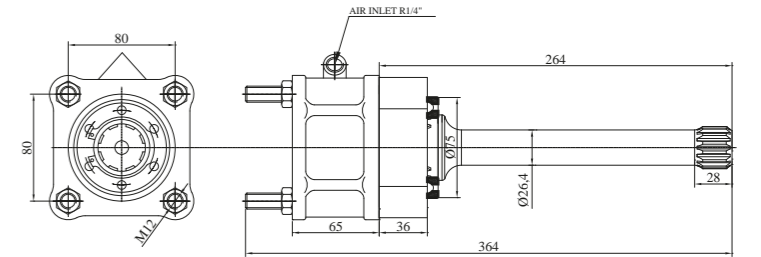
AKT ZF 05



ÜRÜN TİPİ Product Type	ÜRÜN KODU Product Code	TORK Torque	GÜÇ Power	DÖNÜŞ ORANI Ratio	DÖNÜŞ YÖNÜ Rotation	BAĞLANTI TİPİ Mounting Type	KUMANDA TİPİ Control Type	KULLANILAN ARAÇLAR Tools Used In	AĞIRLIK Weight
AKT ZF 05	24521005	26,7 /kgm	26,7 /kw	1/1,2	Sol/Left	Kuyruk /Rear	Havali /Pneumatic	8.163-10-185-L160C-LE12.160-12.163-12.185-LE18.220-18.225 -18.230-18.240 MAN/518-522 PRO/DAEWOO AVIA (CEK CUM.) /180.18-180.25-280.25-280.26 FATİH BMC/LF55-CF65-CF75- DAF/ASHOK LEYLAND/815 ATEGO-28.280 MAN-TGL8.180-12.180	13 kg

MAN GÜÇ AKTARMA KUTUSU/MAN POWER TAKE-OFF

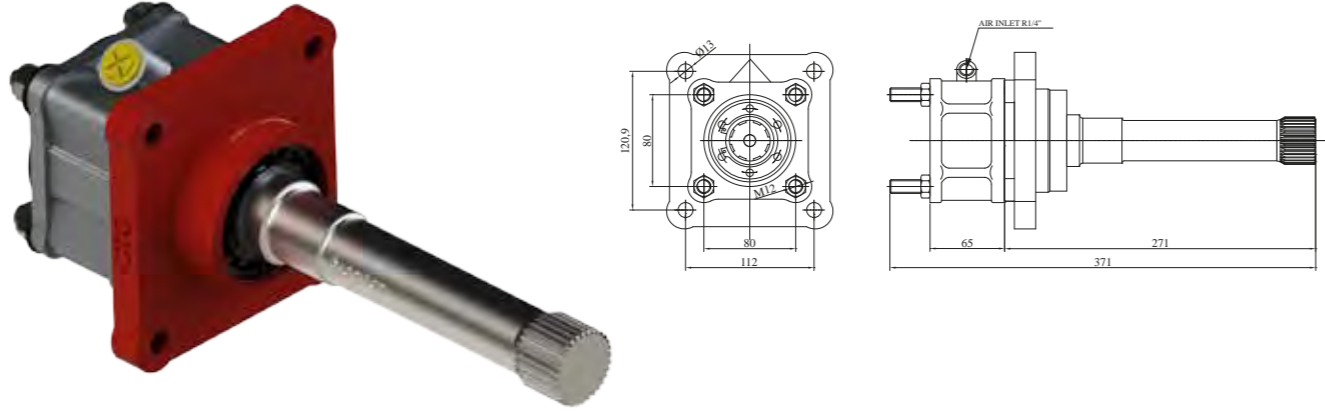
MN PTO 01



ÜRÜN TİPİ Product Type	ÜRÜN KODU Product Code	TORK Torque	GÜÇ Power	DÖNÜŞ ORANI Ratio	DÖNÜŞ YÖNÜ Rotation	BAĞLANTI TİPİ Mounting Type	KUMANDA TİPİ Control Type	KULLANILAN ARAÇLAR Tools Used In	AĞIRLIK Weight
MN.PTO.01	24271001	57 /kgm	25,7 /kw	1/1	Sağ/Right	Kuyruk /Rear	Havali /Pneumatic	14.463-39.900 MAN TGA-TGA18.460A-19.430 MAN EUROPE 6x4-3300 DAF-85.330 DAF-RENAULT PREMIUM 440 DXI-IVECO 480 STRALIS	6 kg

VOLVO GÜÇ AKTARMA KUTUSU /VOLVO SR 1700 SHORT CARDAN SHAFT POWER TAKE-OFF

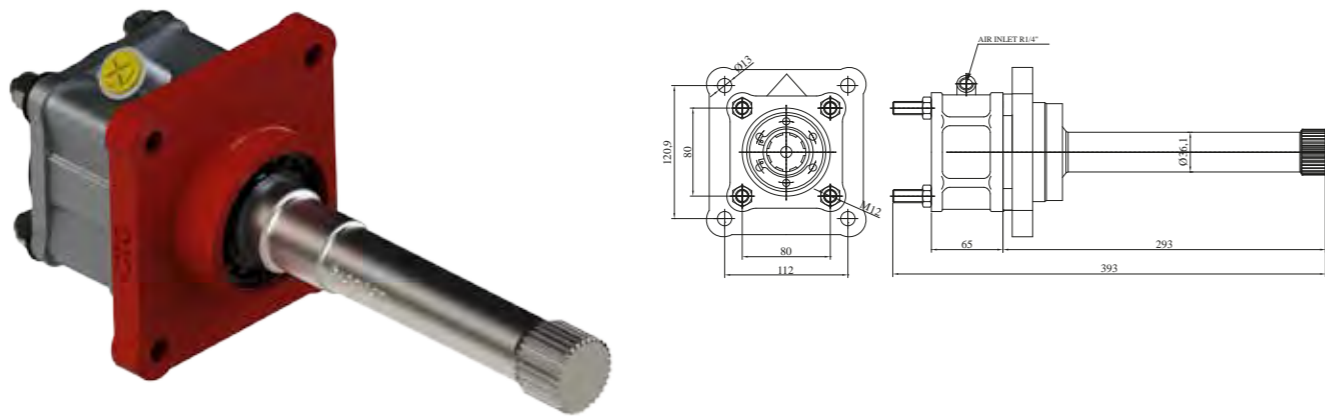
VLV PTO 01



ÜRÜN TİPİ Product Type	ÜRÜN KODU Product Code	TORK Torque	GÜÇ Power	DÖNÜŞ ORANI Ratio	DÖNÜŞ YÖNÜ Rotation	BAĞLANTI TİPİ Mounting Type	KUMANDA TİPİ Control Type	KULLANILAN ARAÇLAR Tools Used In	AĞIRLIK Weight
VLV PTO 01	24261001	57 /kgm	25,7 /kw	1/1	Sağ/Right	Kuyruk /Rear	Havalı /Pneumatic	FL10320-NL12-FH16520-FH12420-FM12-FH12-FH16-FM-FM10-FM12 VOLVO-FL616-FL7-F10-FL10-F12-F16-N10-N12-NL12	8 kg

VOLVO GÜÇ AKTARMA KUTUSU /VOLVO SR 1700 LONG CARDAN SHAFT POWER TAKE-OFF

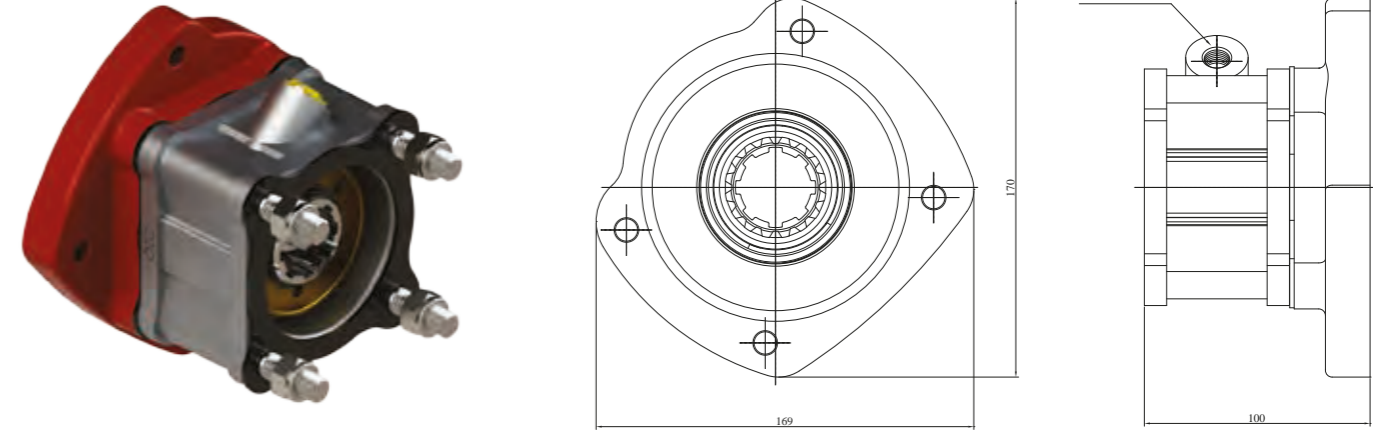
VLV PTO 02



ÜRÜN TİPİ Product Type	ÜRÜN KODU Product Code	TORK Torque	GÜÇ Power	DÖNÜŞ ORANI Ratio	DÖNÜŞ YÖNÜ Rotation	BAĞLANTI TİPİ Mounting Type	KUMANDA TİPİ Control Type	KULLANILAN ARAÇLAR Tools Used In	AĞIRLIK Weight
VLV PTO 02	24261002	57 /kgm	25,7 /kw	1/1	Sağ/Right	Kuyruk /Rear	Havalı /Pneumatic	FL10320-NL12-FH16520-FH12420-FM12-FH12-FH16-FM-FM10-FM12 VOLVO-FL616-FL7-F10-FL10-F12-F16-N10-N12-NL12	8,2 kg

VOLVO GÜÇ AKTARMA KUTUSU /VOLVO POWER TAKE-OFF

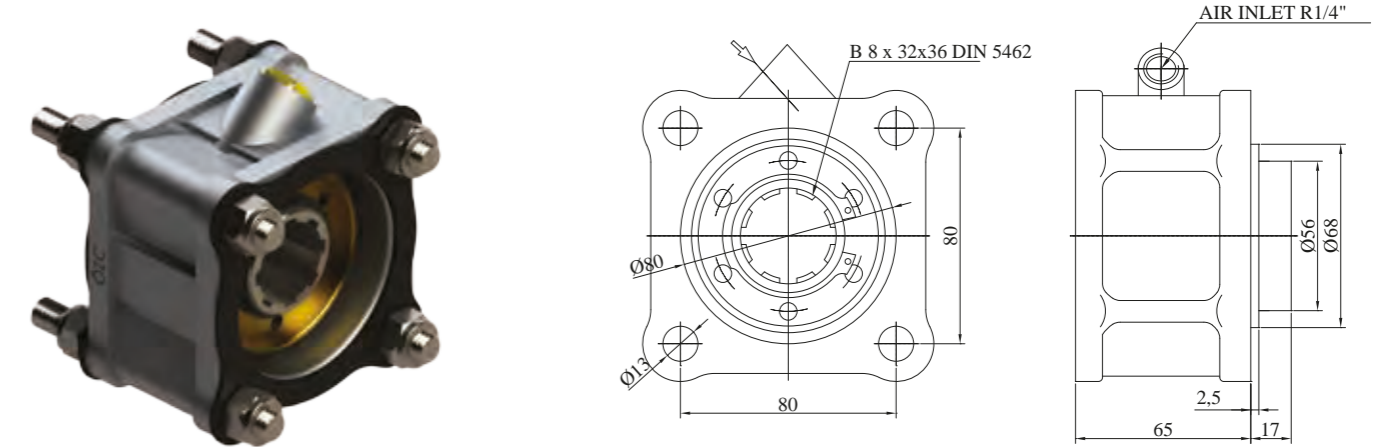
VLV PTO 03



ÜRÜN TİPİ Product Type	ÜRÜN KODU Product Code	TORK Torque	GÜÇ Power	DÖNÜŞ ORANI Ratio	DÖNÜŞ YÖNÜ Rotation	BAĞLANTI TİPİ Mounting Type	KUMANDA TİPİ Control Type	KULLANILAN ARAÇLAR Tools Used In	AĞIRLIK Weight
VLV PTO 03	24261003	57 /kgm	25,7 /kw	1/1	Sağ/Right	Kuyruk /Rear	Havalı /Pneumatic	F 7-F / 12-88-F89-F 1020-F 1225-N 10-N 12 VOLVO	4,5 kg

ZF GÜÇ AKTARMA KUTUSU /ZF POWER TAKE-OFF

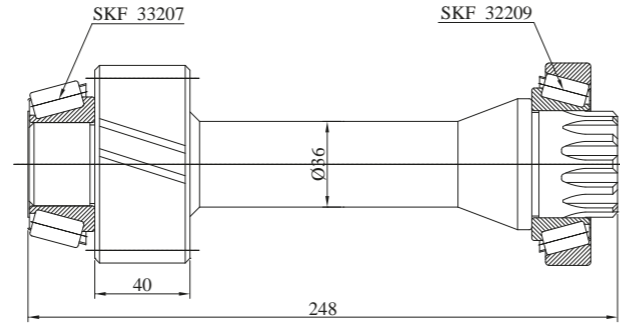
ZF PTO 01



ÜRÜN TİPİ Product Type	ÜRÜN KODU Product Code	TORK Torque	GÜÇ Power	DÖNÜŞ ORANI Ratio	DÖNÜŞ YÖNÜ Rotation	BAĞLANTI TİPİ Mounting Type	KUMANDA TİPİ Control Type	KULLANILAN ARAÇLAR Tools Used In	AĞIRLIK Weight
ZF PTO 01	24251001	57 /kgm	25,7 /kw	1/1	Sağ/Right	Kuyruk /Rear	Havalı /Pneumatic	MAN / MERCEDES /BMC PROFESYONEL / FORD CARGO / CHRYSLER HINO / DODGE / FARGO / IVECO / DAF / DAEWOO / RENAULT	2,5 kg

ZF 9 S 75 KARDAN MİLİ /CARDAN SHAFT ZF 9 S 75

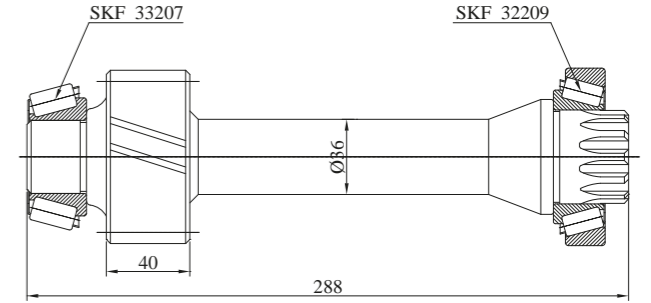
KM 01



ÜRÜN TİPİ Product Type	ÜRÜN KODU Product Code	KULLANILAN ARAÇLAR Tools Used In
KM 01	24301001	MERCEDES (2521, 2524, 3224) BMC PRO (617, 620, 622, 822)FORD CARGO (1824, 2524, 2524D)FARGO (19-260, 26-260, 26-265, 32-260)DAF (823, 923)

ZF 16 S 109 KARDAN MİLİ /CARDAN SHAFT ZF 16 S 109

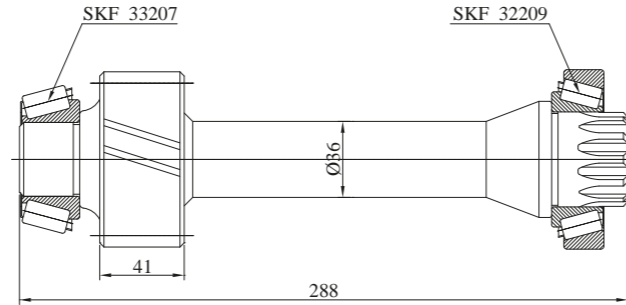
KM 03



ÜRÜN TİPİ Product Type	ÜRÜN KODU Product Code	KULLANILAN ARAÇLAR Tools Used In
KM 03	24301003	MAN17 232, 18 220, 19 230, 19 270, 19 340, 19 360, 25 270, 26 230, 26 342, 26 270, 32 270 BMC PRO 827, PRO 832, 270, 280, S18, S21, S24, S29, S31, STEYR 270 FATİH270 26 FORD CARGO 1827, 2527, 2530, 2626, 3226, 3227C, 3240, 4030, 4050 DAF75 270, 75 30 RENAULT320 32, 370 PREMIUM AS

ZF 9 S 109 KARDAN MİLİ /CARDAN SHAFT ZF 9 S 109

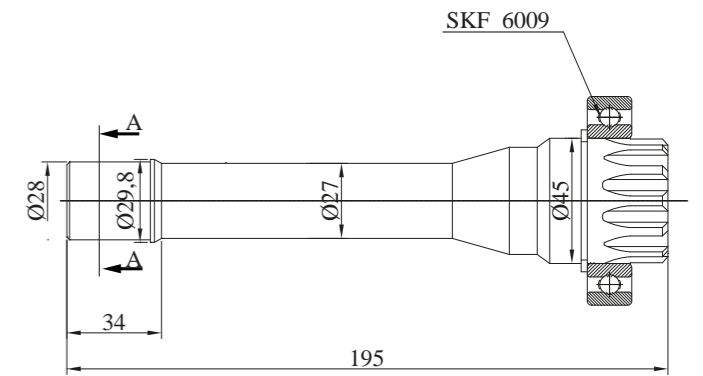
KM 02



ÜRÜN TİPİ Product Type	ÜRÜN KODU Product Code	KULLANILAN ARAÇLAR Tools Used In
KM 02	24301002	MAN(17 232, 18 220, 19 230, 19 270, 19 340, 19 360, 25 270, 26 230, 26 342, 26 270, 32 270)BMC (PRO 827, PRO 832, 270, 280, S18, S21, S24, S29, S31, STEYR 270) FATİH (270 26)FORD CARGO 1827, 2527, 2530, 2626, 3226, 3227C, 3240, 4030, 4050 DAF (75 270, 75 30)RENAULT (320 32, 370 PREMIUM AS)

ZF 16 S 130KARDAN MİLİ /CARDAN SHAFT ZF 16 S 130

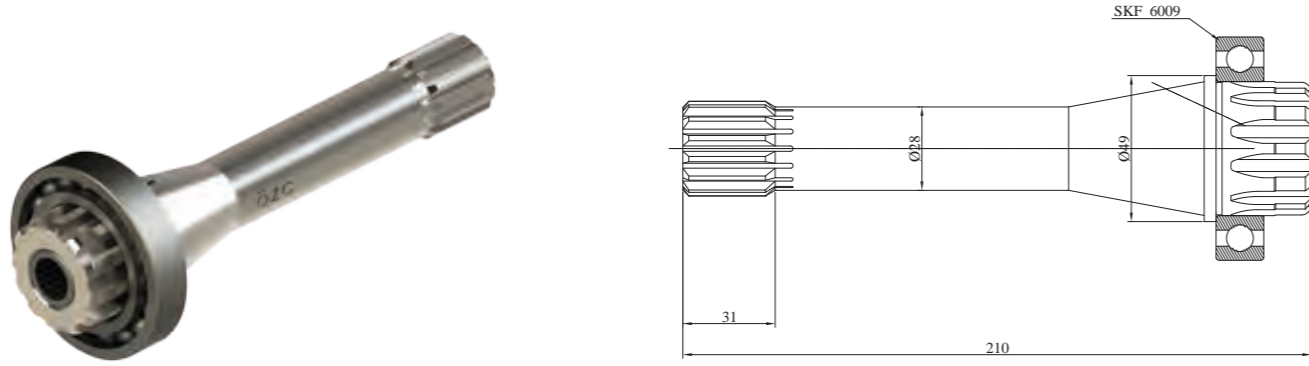
KM 04



ÜRÜN TİPİ Product Type	ÜRÜN KODU Product Code	KULLANILAN ARAÇLAR Tools Used In
KM 04	24301004	MERCEDES1935, 2228, 2433, 2624, 2628, 2633, 3828, 4028 MAN16 281, 19 280, 19 422, 25 372, 26 281, 26 231, 32 281, 32 365, 33 281, 19 422

ZF 16S 151KARDAN MİLİ 210 MM /CARDAN SHAFT ZF 16 S 151 - 210 MM

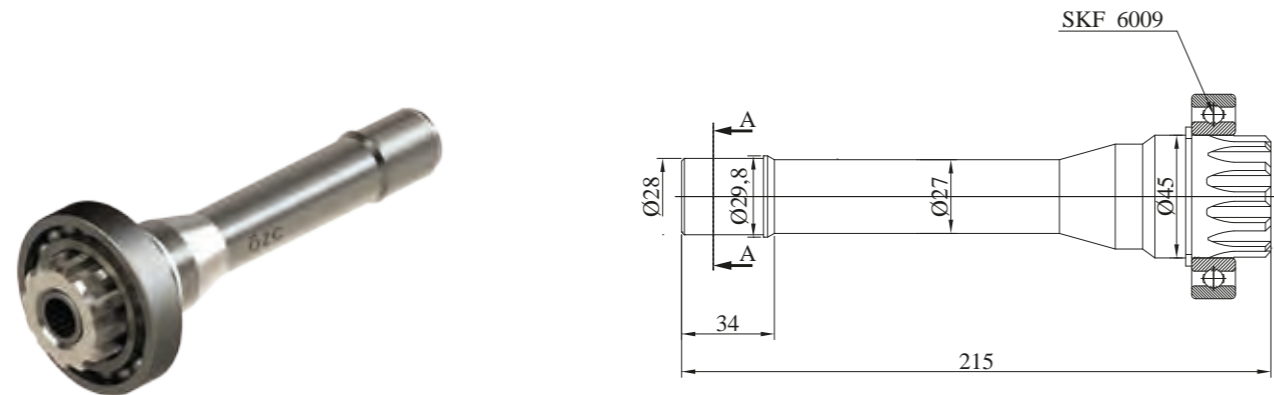
KM 05



ÜRÜN TİPİ Product Type	ÜRÜN KODU Product Code	KULLANILAN ARAÇLAR Tools Used In
KM 05	24301005	17.322,19.422,423.426/26310,372,373,422/32.310,33.372,33.423,40.423,40.463,41.423 MAN/STRALIS 430/FE 420A/FE19.420/14.463 MAN/75.310,85.360,85.330,85.400,95.500 DAF/RENAULT PREMIUM 370.32,400,420,440,480 RENAULT KERAX/85CF.340,95XF.380,95XF.430,95XF.480 DAF/400E38 IVECO/ASTRA 1142 BMC/410E37 IVECO

ZF 16 S 160 KARDAN MİLİ /CARDAN SHAFT ZF. 16 S 160

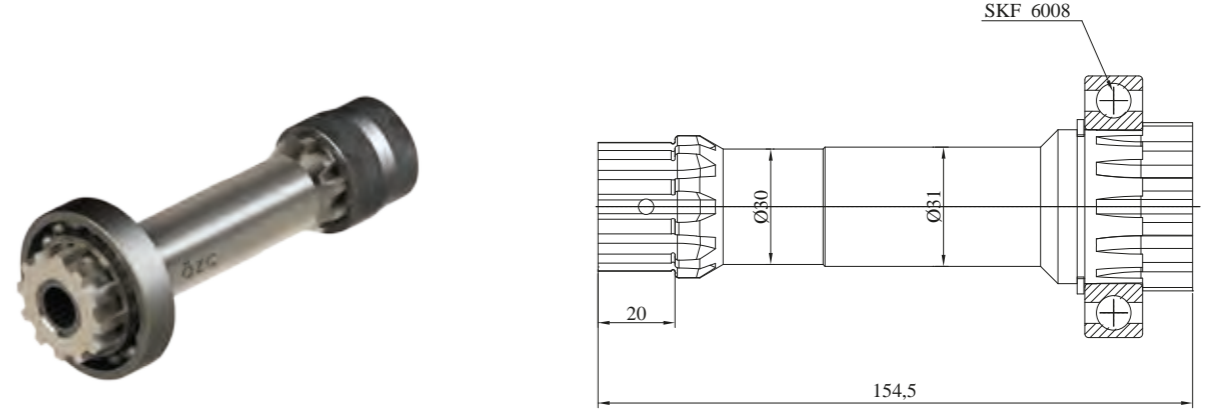
KM 06



ÜRÜN TİPİ Product Type	ÜRÜN KODU Product Code	KULLANILAN ARAÇLAR Tools Used In
KM 06	24301006	MERCEDES1935, 2228, 2433, 2624, 2628, 2633, 3828, 4028 MAN16 281, 19 280, 19 422, 25 372, 26 281, 26 231, 32 281, 32 365, 33 281, 19 422

EATON 6109 KARDAN MİLİ /CARDAN SHAFT EATON 6109

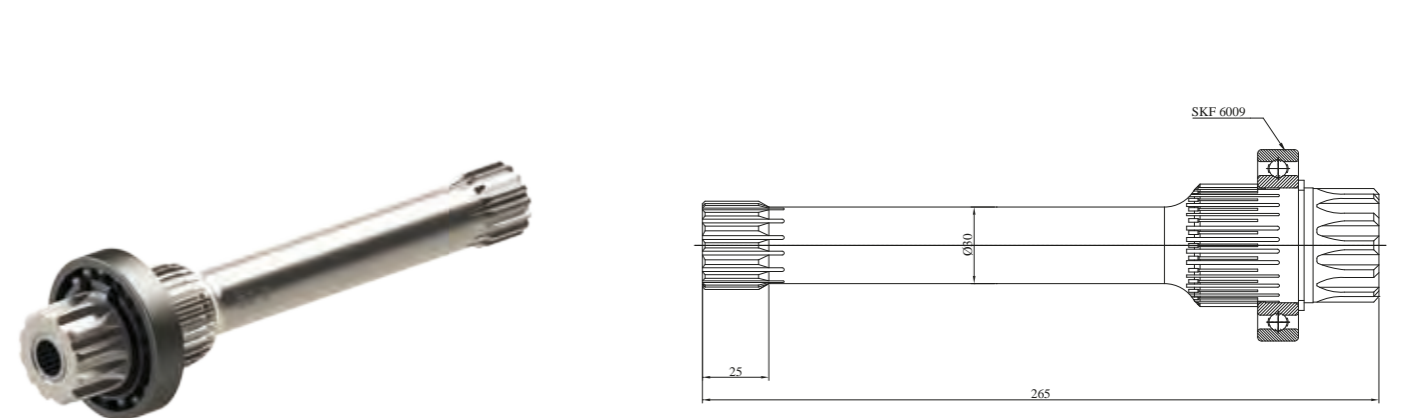
KM 07



ÜRÜN TİPİ Product Type	ÜRÜN KODU Product Code	KULLANILAN ARAÇLAR Tools Used In
KM 07	24301007	BMC FATİH214 26, 220 26 FORD CARGO26 21

ACTROS KARDAN MİLİ - 265 MM /ACTROS CARDAN SHAFT- 265 MM

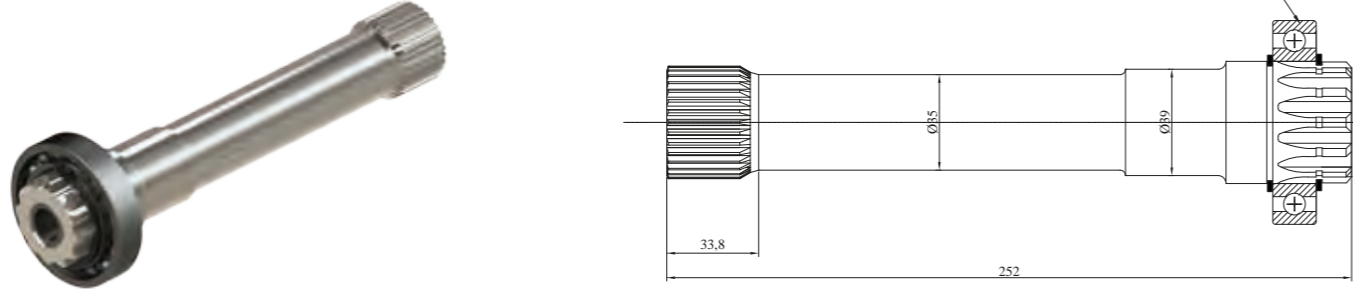
KM 08



ÜRÜN TİPİ Product Type	ÜRÜN KODU Product Code	KULLANILAN ARAÇLAR Tools Used In
KM 08	24301008	1528-1823-1828-1924-2523-2528-2623-2628-2832-3224-3228-AXOR 1223-1323-1328-1523-1828-2528-2628 ATEGO

VOLVO KARDAN MİLİ 252 MM/VOLVO CARDAN SHAFT- 252 MM

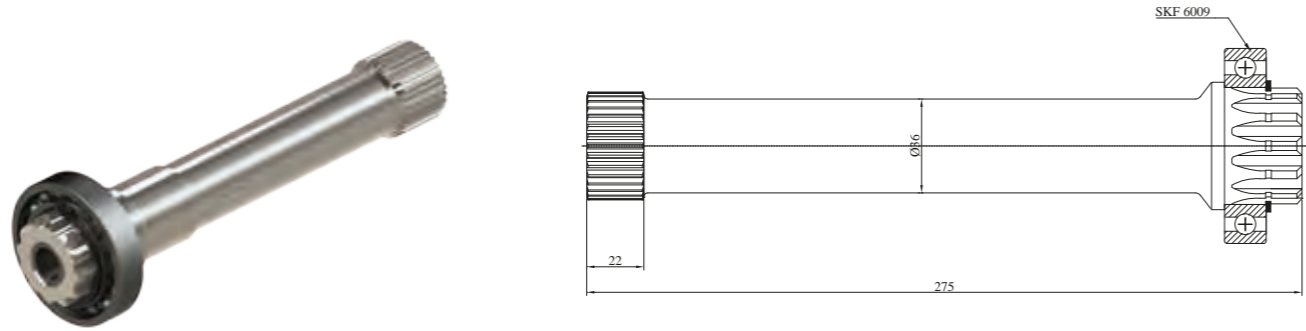
KM 09



ÜRÜN TİPİ Product Type	ÜRÜN KODU Product Code	KULLANILAN ARAÇLAR Tools Used In
KM 09	24301009	FL10320-NL12-FH16520-FH12420-FM12-FH12-FH16-FM-FM10-FM12 VOLVO-FL616-FL7-F10-FL10-F12-F16-N10-N12-NL12

VOLVO KARDAN MİLİ 275 MM /VOLVO CARDAN SHAFT- 275 MM

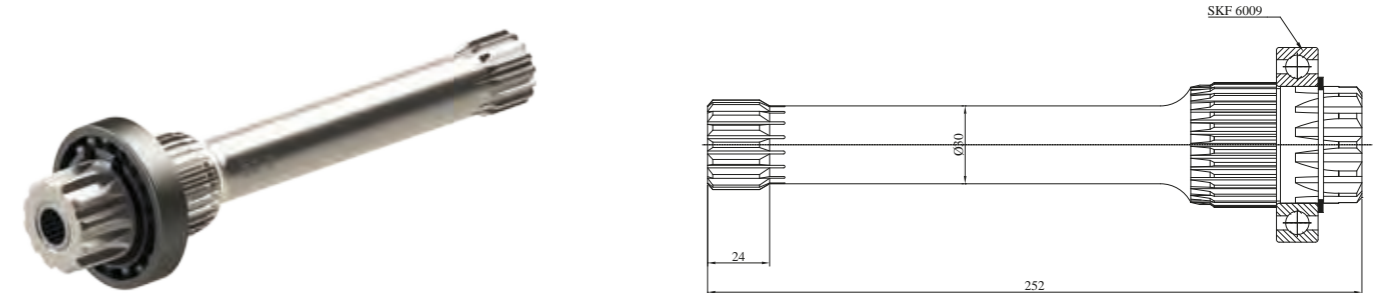
KM 10



ÜRÜN TİPİ Product Type	ÜRÜN KODU Product Code	KULLANILAN ARAÇLAR Tools Used In
KM 10	24301010	FL10320-NL12-FH16520-FH12420-FM12-FH12-FH16-FM-FM10-FM12 VOLVO-FL616 -FL7-F10-FL10-F12-F16-N10-N12-NL12

ACTROS KARDAN MİLİ - 252 MM/ACTROS CARDAN SHAFT- 252 MM

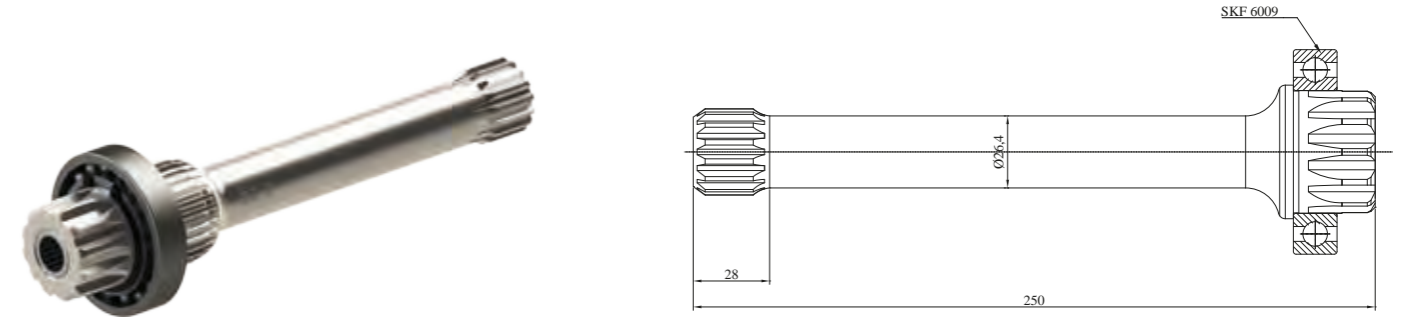
KM 11



ÜRÜN TİPİ Product Type	ÜRÜN KODU Product Code	KULLANILAN ARAÇLAR Tools Used In
KM 11	24301011	1729-1735-1827-1834-1838-1929-1935-2038-2429-2435-2527-2531-2534-2629-2631-2635-2638-3229-3234-3534-3535-1831 -1835-1840-1844-1848-1850-1857-1934-1938-1953-2044-2050-2544-2550-2643-2644-2650-3031-3234-3331-3348-4148- 3335-3336-3235-3340-2031-2040-2648-3548-3553-3557-3538-ACTROS MERCEDES

MAN KARDAN MİLİ 250 MM /MAN CARDAN SHAFT -250 MM


KM 12



ÜRÜN TİPİ Product Type	ÜRÜN KODU Product Code	KULLANILAN ARAÇLAR Tools Used In
KM 12	24301012	14,463-39.900 MAN TGA-TGA18.460A-19.430 MAN EUROPE 6x4-3300 DAF-85.330 DAF-RENAULT PREMIUM 440 DXI-IVECO 480 STRALIS

ACTROS KARDAN MİLİ -275 MM /ACTROS CARDAN SHAFT- 275 MM

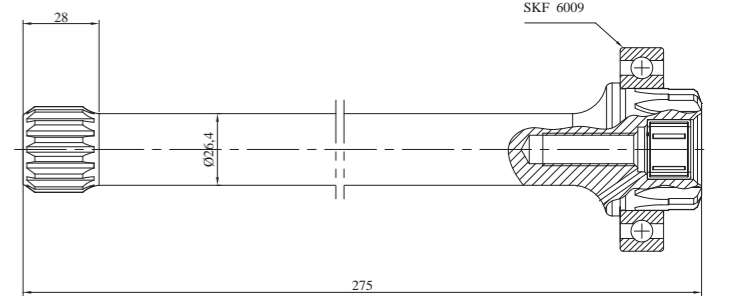
KM 13



ÜRÜN TİPİ Product Type	ÜRÜN KODU Product Code	KULLANILAN ARAÇLAR Tools Used In
KM 13	24301013	1729-1735-1827-1834-1838-1929-1935-2038-2429-2435-2527-2531-2534-2629-2631-2635-2638-3229-3234-3534-3535-1831-1835-1840-1844-1848-1850-1857-1934-1938-1953-2044-2050-2544-2550-2643-2644-2650-3031-3234-3331-3348-4148-3335-3336-3235-3340-2031-2040-2648-3548-3553-3557-3538-ACTROS MERCEDES

MAN KARDAN MİLİ -275 MM /MAN CARDAN SHAFT- 275 MM

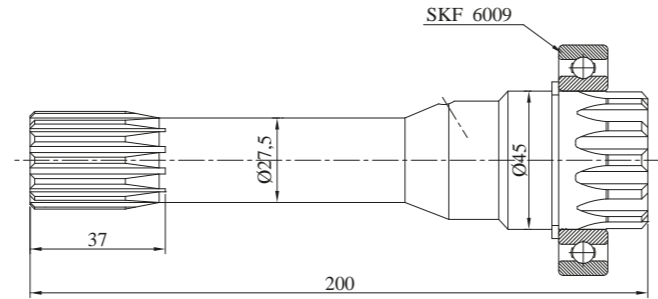
KM 15




ÜRÜN TİPİ Product Type	ÜRÜN KODU Product Code	ÜRÜN ADI Product Name
KM 15	24301015	ZF ASTRONIC 16AS251/16S251+PLATE 12 AS 1631 /12AS1931 /12AS2131/12AS2141/12AS2300 IT/12AS2301 IT/ 12AS2331 /12AS2341/12AS2501 IT/12AS2531/12AS2541/12AS2741 /12AS2941/12AS3001 IT/12AS3002 IT/12AS3141/16AS2231/ 16AS2600 IT/16AS2601 IT/16AS2631 IT(INTARDER)

ZF 16 S 251 KARDAN MİLİ - 200 MM / CARDAN SHAFT ZF 16 S 251 - 200 MM

KM 14



ÜRÜN TİPİ Product Type	ÜRÜN KODU Product Code	KULLANILAN ARAÇLAR Tools Used In
KM 14	24301014	17.322.19.422.423.426/26310.372.373.422/32.310.33.372.33.423.40.423.40.463.41.423 MAN/STRALIS 430/FE 420A/FE19.420/14.463 MAN/75.310.85.360.85.330.85.400.95.500 DAF/RENAULT PREMIUM 370.32.400.420.440.480 RENAULT KERAX/85CF.340.95XF.380.95XF.430.95XF.480 DAF/400E38 IVECO/ASTRA 1142 BMC/410E37 IVECO



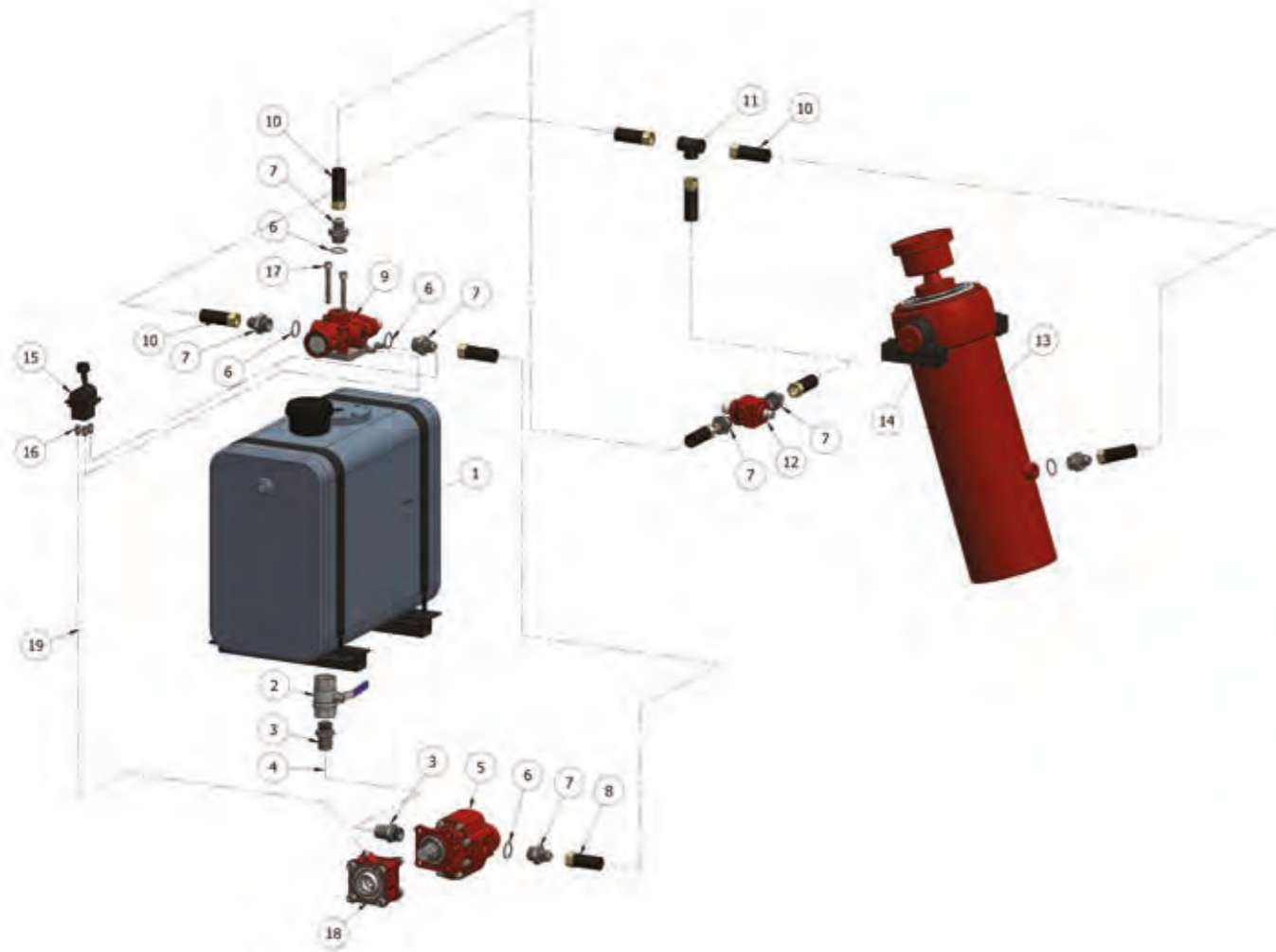
HİDROLİK KİT HYDRAULIC WET KIT

OZCEYLANLAR A.S. designed hydraulic kits by combining ranges of hydraulic components such as pumps, valves, tanks, fully manufactured in Ozceylanlar Re- combining of components is available by our experienced engineers as per specific customer demands.

ÖZCEYLANLAR A.Ş. Tamamen kendi üretimi olan hidrolik ürünleriyle değişik araç grupları için hidrolik kit takımını müşterileri için tasarlanmıştır. Bu takımlar müşteri taleplerine göre tekrar uzman mühendislerimiz tarafından düzenlenebilir.

4M³KİT TAKIMI/4M³ HYDRAULIC WET KIT

260401



PARÇA NO Part Number	ÜRÜN KODU Product Code	ADET Piece	PARÇA ADI Part Name
1	25610601	1	YAĞ TANKI (60 LT) /OIL TANK (60 LT)
2	25110100	1	KÜRESEL VANA (R 1") /BALL VALVE (R1")
3	25210100	2	RAKOR GİRİŞ (R1" DÜZ) /HOSE PILLAR (R1" STRAIGHT)
4	25312112	1	HORTUM EMİŞ R4(1 1/2"-2m) /SUCTION HOSE R4(1 1/2"-2m)
5	21113004372	1	DİŞLİ POMPA (DP.30/43 ISO) /GEAR PUMP (DP.30/43 ISO)
6	25410034	7	PUL (R 3/4") /WASHER (R 3/4")
7	25220034	7	RAKOR ÇIKIŞ (R 3/4") /FITTING (R 3/4")
8	25322116	1	HORTUM R2 BASINÇ (3/4" (1 1/16") DÜZ-90° DİRSEK 2m) HIGH PRESSURE HOSE (3/4" (1 1/16") STRAIGHT-90° ELBOW 2m)
9	23802005	1	YÖN DENETİM VALFİ (YDV.05)/MOUNTING TIPPING VALVE ON TANK (YDV.05)
10	25321116	4	HORTUM R2 BASINÇ (3/4" (1 1/16") DÜZ-90° DİRSEK 1m) HIGH PRESSURE HOSE (3/4" (1 1/16") STRAIGHT-90° ELBOW 1m)
11	25231116	1	RAKOR T ERKEK (1 1/16 UNF) /FITTING (1 1/16 UNF)
12	23902001	1	SINIR KONTROL VALFİ (SKV.01)/END-OF STROKE VALVE (SKV.01)
13	2216211505802	1	ALTTAN KALDIRMA TELESKOPIK SİLİNDİR (UCB/580/2140/2) UNDERBODY TIPPING TELESCOPIC CYLINDER (UCB/580/2140/2)
14	22384045	1	ŞASE BRAKET TAKIMI (SBR.04) /CHASSIS BRACKET (SBR.04)
15	23602004	1	JOYSTICK (HDJ.01) /JOYSTICK (HDJ.01)
16	25241406	7	HAVA RAKORU (1/4" DÜZ Ø6mm) /AIR FITTING (1/4" STRAIGHT Ø6mm)
17	25511080	2	ALYAN BAŞLI CİVATA /ALLEN SCREW
18	24251001	1	GÜÇ AKTARMA KUTUSU (ZF PTO.01) / POWER TAKE-OFF (ZF PTO.01)
19	25332506	1	HAVA HORTUMU (Ø6 25m) /AIR HOSE (Ø6 25m)

8M³KİT TAKIMI/8M³ HYDRAULIC WET KIT

260801



PARÇA NO Part Number	ÜRÜN KODU Product Code	ADET Piece	PARÇA ADI Part Name
1	25610601	1	YAĞ TANKI (60 LT) /OIL TANK (60 LT)
2	25110100	1	KÜRESEL VANA (R 1") /BALL VALVE (R1")
3	25210100	2	RAKOR GİRİŞ (R1" DÜZ) /HOSE PILLAR (R1" STRAIGHT)
4	25312112	1	HORTUM EMİŞ R4(1 1/2"-2m) /SUCTION HOSE R4(1 1/2"-2m)
5	21113004372	1	DIŞLİ POMPA (DP.30/43 ISO) /GEAR PUMP (DP.30/43 ISO)
6	25410034	7	PUL (R 3/4") /WASHER (R 3/4")
7	25220034	7	RAKOR ÇIKIŞ (R 3/4") /FITTING (R 3/4")
8	25322116	1	HORTUM R2 BASINÇ (3/4" (1 1/16") DÜZ-90° DIRSEK 2m) HIGH PRESSURE HOSE (3/4" (1 1/16") STRAIGHT-90° ELBOW 2m)
9	23802005	1	YÖN DENETİM VALFİ (YDV.05)/MOUNTING TIPPING VALVE ON TANK (YDV.05)
10	25321116	4	HORTUM R2 BASINÇ (3/4" (1 1/16") DÜZ-90° DIRSEK 1m) HIGH PRESSURE HOSE (3/4" (1 1/16") STRAIGHT-90° ELBOW 1m)
11	25231116	1	RAKOR T ERKEK (1 1/16 UNF) /FITTING (1 1/16 UNF)
12	23902001	1	SINIR KONTROL VALFİ (SKV.01)/END-OF STROKE VALVE (SKV.01)
13	2216211514004	1	ALTTAN KALDIRMA TELESKOPIK SİLİNDİR (UCB/14000/2140/4) UNDERBODY TIPPING TELESCOPIC CYLINDER (UCB/1400/2140/4)
14	22384055	1	ŞASE BRAKET TAKIMI (SBR.04) /CHASSIS BRACKET (SBR.04)
15	23602004	1	JOYSTICK (HDJ.01) /JOYSTICK (HDJ.01)
16	25241406	7	HAVA RAKORU (1/4" DÜZ Ø6mm) /AIR FITTING (1/4" STRAIGHT Ø6mm)
17	25511080	2	ALYAN BAŞLI CİVATA /ALLEN SCREW
18	24251001	1	GÜÇ AKTARMA KUTUSU (ZF PTO.01) /POWER TAKE-OFF (ZF PTO.01)
19	25332506	1	HAVA HORTUMU (Ø6 25m) /AIR HOSE (Ø6 25m)

12M³ KİT TAKIMI/12M³ HYDRAULIC WET KIT

261201



PARÇA NO Part Number	ÜRÜN KODU Product Code	ADET Piece	PARÇA ADI Part Name
1	25610601	1	YAĞ TANKI (60 LT) /OIL TANK (60 LT)
2	25110100	1	KÜRESEL VANA (R 1") /BALL VALVE (R1")
3	25210100	2	RAKOR GİRİŞ (R1" DÜZ) /HOSE PILLAR (R1" STRAIGHT)
4	25312112	1	HORTUM EMİŞ R4(1 1/2"-2m) /SUCTION HOSE R4(1 1/2"-2m)
5	21113006172	1	DIŞLİ POMPA (DP.30/61 ISO) /GEAR PUMP (DP.30/61ISO)
6	25410034	7	PUL (R 3/4") /WASHER (R 3/4")
7	25220034	7	RAKOR ÇIKIŞ (R 3/4") /FITTING (R 3/4")
8	25322116	1	HORTUM R2 BASINÇ (3/4" (1 1/16") DÜZ-90° DİRSEK 2m) HIGH PRESSURE HOSE (3/4" (1 1/16") STRAIGHT-90° ELBOW 2m)
9	23802005	1	YÖN DENETİM VALFİ (YDV.05)/MOUNTING TIPPING VALVE ON TANK (YDV.05)
10	25321116	4	HORTUM R2 BASINÇ (3/4" (1 1/16") DÜZ-90° DİRSEK 1m) HIGH PRESSURE HOSE (3/4" (1 1/16") STRAIGHT-90° ELBOW 1m)
11	25231116	1	RAKOR T ERKEK (1 1/16 UNF) /FITTING (1 1/16 UNF)
12	23902001	1	SINIR KONTROL VALFİ (SKV.01)/END-OF STROKE VALVE (SKV.01)
13	2215111525503	1	ÖNDEN KALDIRMA TELESKOPIK SİLİNDİR (FE/2550/1140/3) FRONT TYPE TELESCOPIC CYLINDER (FE/2550/1140/3)
14	22383055	1	ŞASE BRAKET TAKIMI (SBR.01) /CHASSIS BRACKET (SBR.01)
15	22393050	1	KASA BRAKET TAKIMI (KBR.02)/CASE BRACKET (KBR.02)
16	23602004	7	JOYSTICK (HDJ.01) /JOYSTICK (HDJ.01)
17	25241406	2	HAVA RAKORU (1/4" DÜZ Ø6mm) /AIR FITTING (1/4" STRAIGHT Ø6mm)
18	25511080	1	ALYAN BAŞLI CIVATA /ALLEN SCREW
19	24251001	1	GÜÇ AKTARMA KUTUSU (ZF PTO.01) /POWER TAKE-OFF (ZF PTO.01)
20	25332506	1	HAVA HORTUMU (Ø6 25m) /AIR HOSE (Ø6 25m)

14M³ KİT TAKIMI/14M³ HYDRAULIC WET KIT

261401



PARÇA NO Part Number	ÜRÜN KODU Product Code	ADET Piece	PARÇA ADI Part Name
1	25610601	1	YAĞ TANKI (60 LT) /OIL TANK (60 LT)
2	25110100	1	KÜRESEL VANA (R 1") /BALL VALVE (R1")
3	25210100	2	RAKOR GİRİŞ (R1" DÜZ) /HOSE PILLAR (R1" STRAIGHT)
4	25312112	1	HORTUM EMİŞ R4(1 1/2"-2m) /SUCTION HOSE R4(1 1/2"-2m)
5	21113006172	1	DİŞLİ POMPA (DP.30/61 ISO) /GEAR PUMP (DP.30/61ISO)
6	25410034	7	PUL (R 3/4") /WASHER (R 3/4")
7	25220034	7	RAKOR ÇIKIŞ (R 3/4") /FITTING (R 3/4")
8	25322116	1	HORTUM R2 BASINÇ (3/4" (1 1/16") DÜZ-90° DİRSEK 2m) HIGH PRESSURE HOSE (3/4" (1 1/16") STRAIGHT-90° ELBOW 2m)
9	23802005	1	YÖN DENETİM VALFİ (YDV.05)/MOUNTING TIPPING VALVE ON TANK (YDV.05)
10	25321116	4	HORTUM R2 BASINÇ (3/4" (1 1/16") DÜZ-90° DİRSEK 1m) HIGH PRESSURE HOSE (3/4" (1 1/16") STRAIGHT-90° ELBOW 1m)
11	25231116	1	RAKOR T ERKEK (1 1/16 UNF) /FITTING (1 1/16 UNF)
12	23902001	1	SINIR KONTROL VALFİ (SKV.01)/END-OF STROKE VALVE (SKV.01)
13	2215111525503	1	ÖNDEN KALDIRMA TELESKOPIK SİLİNDİR (FE/3500/1165/3) FRONT TYPE TELESCOPIC CYLINDER (FE/3500/1165/3)
14	22383055	1	ŞASE BRAKET TAKIMI (SBR.01) /CHASSIS BRACKET (SBR.01)
15	22393050	1	KASA BRAKET TAKIMI (KBR.02)/CASE BRACKET (KBR.02)
16	23602004	7	JOYSTICK (HDJ.01) /JOYSTICK (HDJ.01)
17	25241406	2	HAVA RAKORU (1/4" DÜZ Ø6mm) /AIR FITTING (1/4" STRAIGHT Ø6mm)
18	25511080	1	ALYAN BAŞLI CIVATA /ALLEN SCREW
19	24251001	1	GÜÇ AKTARMA KUTUSU (ZF PTO.01) /POWER TAKE-OFF (ZF PTO.01)
20	25332506	1	HAVA HORTUMU (Ø6 25m) /AIR HOSE (Ø6 25m)

16M³ KİT TAKIMI/16M³ HYDRAULIC WET KIT

261601



PARÇA NO Part Number	ÜRÜN KODU Product Code	ADET Piece	PARÇA ADI Part Name
1	25610601	1	YAĞ TANKI (60 LT) /OIL TANK (60 LT)
2	25110100	1	KÜRESEL VANA (R 1") /BALL VALVE (R1")
3	25210100	2	RAKOR GİRİŞ (R1" DÜZ) /HOSE PILLAR (R1" STRAIGHT)
4	25312112	1	HORTUM EMİŞ R4(1 1/2"-2m) /SUCTION HOSE R4(1 1/2"-2m)
5	21113006172	1	DİŞLİ POMPA (DP.30/61 ISO) /GEAR PUMP (DP.30/61ISO)
6	25410034	7	PUL (R 3/4") /WASHER (R 3/4")
7	25220034	7	RAKOR ÇIKIŞ (R 3/4") /FITTING (R 3/4")
8	25322116	1	HORTUM R2 BASINÇ (3/4" (1 1/16") DÜZ-90° DİRSEK 2m) HIGH PRESSURE HOSE (3/4" (1 1/16") STRAIGHT-90° ELBOW 2m)
9	23802005	1	YÖN DENETİM VALFİ (YDV.05)/MOUNTING TIPPING VALVE ON TANK (YDV.05)
10	25321116	4	HORTUM R2 BASINÇ (3/4" (1 1/16") DÜZ-90° DİRSEK 1m) HIGH PRESSURE HOSE (3/4" (1 1/16") STRAIGHT-90° ELBOW 1m)
11	25231116	1	RAKOR T ERKEK (1 1/16 UNF) /FITTING (1 1/16 UNF)
12	23902001	1	SINIR KONTROL VALFİ (SKV.01)/END-OF STROKE VALVE (SKV.01)
13	2215113510004	1	ÖNDEN KALDIRMA TELESKOPIK SİLİNDİR (FE/4000/1165/4) FRONT TYPE TELESCOPIC CYLINDER (FE/4000/1165/4)
14	22383065	1	ŞASE BRAKET TAKIMI (SBR.01) /CHASSIS BRACKET (SBR.01)
15	22393050	1	KASA BRAKET TAKIMI (KBR.02)/CASE BRACKET (KBR.02)
16	23602004	1	JOYSTICK (HDJ.01) /JOYSTICK (HDJ.01)
17	25241406	7	HAVA RAKORU (1/4" DÜZ Ø6mm) /AIR FITTING (1/4" STRAIGHT Ø6mm)
18	25511080	2	ALYAN BAŞLI CİVATA /ALLEN SCREW
19	24251001	1	GÜÇ AKTARMA KUTUSU (ZF PTO.01) /POWER TAKE-OFF (ZF PTO.01)
20	25332506	1	HAVA HORTUMU (Ø6 25m) /AIR HOSE (Ø6 25m)

18M³ KİT TAKIMI/18M³ HYDRAULIC WET KIT

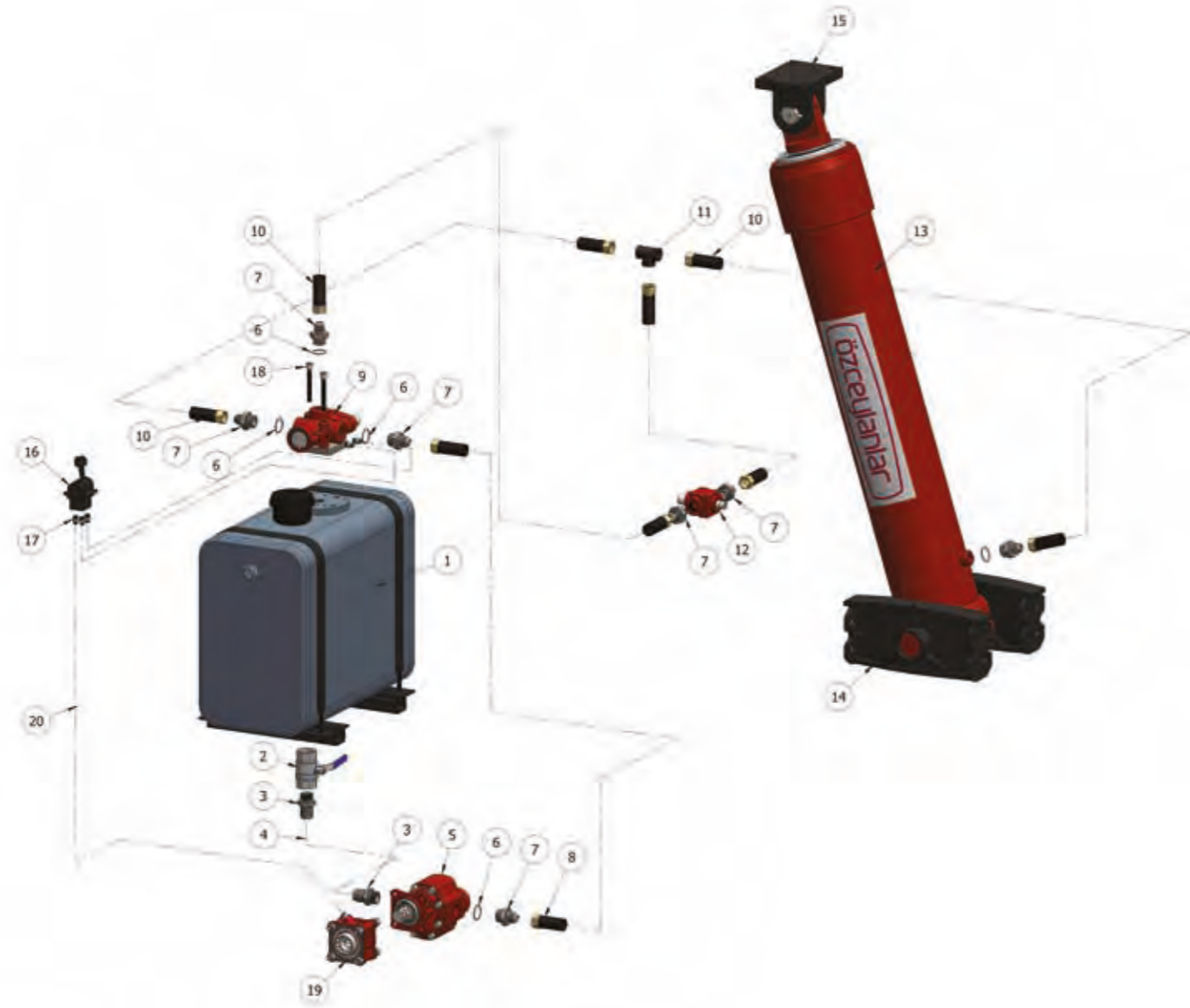
261801



PARÇA NO Part Number	ÜRÜN KODU Product Code	ADET Piece	PARÇA ADI Part Name
1	25610601	1	YAĞ TANKI (115 LT) /OIL TANK (115 LT)
2	25110100	1	KÜRESEL VANA (R1 1/4") /BALL VALVE (R1 1/4)
3	25210100	2	RAKOR GİRİŞ (R1 1/4 DÜZ) /HOSE PILLAR (R1 1/4 STRAIGHT)
4	25312112	1	HORTUM EMİŞ R4(1 1/2"-2m) /SUCTION HOSE R4(1 1/2"-2m)
5	21113006172	1	DİŞLİ POMPA (DP.30/82 ISO) /GEAR PUMP (DP.30/82 ISO)
6	25410034	7	PUL (R 3/4") /WASHER (R 3/4")
7	25220034	7	RAKOR ÇIKIŞ (R 3/4") /FITTING (R 3/4")
8	25322116	1	HORTUM R2 BASINÇ (3/4" (1 1/16") DÜZ-90° DİRSEK 2m) HIGH PRESSURE HOSE (3/4" (1 1/16") STRAIGHT-90° ELBOW 2m)
9	23802005	1	YÖN DENETİM VALFİ (YDV.05)/MOUNTING TIPPING VALVE ON TANK (YDV.05)
10	25321116	4	HORTUM R2 BASINÇ (3/4" (1 1/16") DÜZ-90° DİRSEK 1m) HIGH PRESSURE HOSE (3/4" (1 1/16") STRAIGHT-90° ELBOW 1m)
11	25231116	1	RAKOR T ERKEK (1 1/16 UNF) /FITTING (1 1/16 UNF)
12	23902001	1	SINIR KONTROL VALFİ (SKV.01)/END-OF STROKE VALVE (SKV.01)
13	2215113510004	1	ÖNDEN KALDIRMA TELESKOPIK SİLİNDİR (FE/4500/1190/4) FRONT TYPE TELESCOPIC CYLINDER (FE/4500/1190/4)
14	22383065	1	ŞASE BRAKET TAKIMI (SBR.01) /CHASSIS BRACKET (SBR.01)
15	22393050	1	KASA BRAKET TAKIMI (KBR.02) /CASE BRACKET (KBR.02)
16	23602004	1	JOYSTICK (HDJ.01) /JOYSTICK (HDJ.01)
17	25241406	7	HAVA RAKORU (1/4" DÜZ Ø6mm) /AIR FITTING (1/4" STRAIGHT Ø6mm)
18	25511080	2	ALYAN BAŞLI CİVATA /ALLEN SCREW
19	24251001	1	GÜÇ AKTARMA KUTUSU (ZF PTO.01) /POWER TAKE-OFF (ZF PTO.01)
20	25332506	1	HAVA HORTUMU (Ø6 25m) /AIR HOSE (Ø6 25m)

32M³ KİT TAKIMI / 32M³ HYDRAULIC WET KIT

263201



PARÇA NO Part Number	ÜRÜN KODU Product Code	ADET Piece	PARÇA ADI Part Name
1	25611701	1	YAĞ TANKI (170LT) /OIL TANK (170LT)
2	25110114	1	KÜRESEL VANA (R1 1/4") /BALL VALVE (R1 1/4)
3	25210114	2	RAKOR GİRİŞ (R1 1/4 DÜZ) /HOSE PILLAR (R1 1/4 STRAIGHT)
4	25312112	1	HORTUM EMİŞ R4(1 1/2"-2m) /SUCTION HOSE R4(1 1/2"-2m)
5	21113006172	1	DİŞLİ POMPA (DP.40/1330) /GEAR PUMP (DP.40/133 ISO)
6	25410034	7	PUL (R 3/4") /WASHER (R 3/4")
7	25220034	7	RAKOR ÇIKIŞ (R 3/4") /FITTING (R 3/4")
8	25322116	1	HORTUM R2 BASINÇ (3/4" (1 1/16") DÜZ-90° DİRSEK 2m) HIGH PRESSURE HOSE (3/4" (1 1/16") STRAIGHT-90° ELBOW 2m)
9	23802005	1	YÖN DENETİM VALFİ (YDV.05)/MOUNTING TIPPING VALVE ON TANK (YDV.05)
10	25321116	4	HORTUM R2 BASINÇ (3/4" (1 1/16") DÜZ-90° DİRSEK 1m) HIGH PRESSURE HOSE (3/4" (1 1/16") STRAIGHT-90° ELBOW 1m)
11	25231116	1	RAKOR T ERKEK (1 1/16 UNF) /FITTING (1 1/16 UNF)
12	23902001	1	SINIR KONTROL VALFİ (SKV.01)/END-OF STROKE VALVE (SKV.01)
13	2215118557005	1	ÖNDEN KALDIRMA TELESKOPIK SİLİNDİR (FE/5700/1245/5) FRONT TYPE TELESCOPIC CYLINDER (FE/5700/1245/5)
14	22382068	1	ŞASE BRAKET TAKIMI (SBR.02) /CHASSIS BRACKET (SBR.02)
15	22393050	1	KASA BRAKET TAKIMI (KBR.02)/CASE BRACKET (KBR.02)
16	23602004	1	JOYSTICK (HDJ.01) /JOYSTICK (HDJ.01)
17	25241406	7	HAVA RAKORU (1/4" DÜZ Ø6mm) /AIR FITTING (1/4" STRAIGHT Ø6mm)
18	25511080	2	ALYAN BAŞLI CİVATA /ALLEN SCREW
19	24251001	1	GÜÇ AKTARMA KUTUSU (ZF PTO.01) /POWER TAKE-OFF (ZF PTO.01)
20	25332506	1	HAVA HORTUMU (Ø6 25m) /AIR HOSE (Ø6 25m)

özceylanlar

HYPO

HMS ÖZCEYLANLAR HİDROLİK MAKİNA SAN. ve TİC. A.Ş.

📍 Büyükkayacık DSB Mah. Evrenköy Cad.
No: 25 42050 Karatay/KONYA/TÜRKİYE

☎ +90 332 342 22 22 (pbx)

☎ +90 332 342 22 28

🌐 www.ozceylanlar.com

✉ hms@ozceylanlar.com.tr



morethan power