

WE **KNOW HOW** TO SHAPE CONCRETE

# CONPROMAC FAMILY OF MACHINES

[www.conpromac.com](http://www.conpromac.com)



Follow us in Social Medya



## CONPROMAC® BLOCK AND PAVER MAKING MACHINE SYSTEMS

CONPROMAC gives significant importance to R&D activities in his plants in order to help his customers separately to find the right solutions in their plants. Generally Concrete product machines have mainly 2 types. The machines with single hoppers which are designed to produce only hollow and solid block types. On the other hand there are also double hopper machines which are designed to produce solid and hollow blocks together with interlock paver and curbstone types that have second facemix part. For this reason single hopper machines can only produce blocks whereas double hopper machines can produce both blocks and pavers.

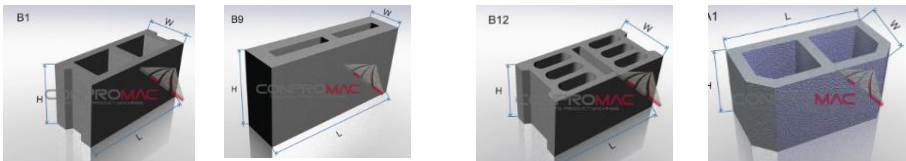
To take into account this main system of production, Conpromac family of Machines have different systems according to the pallet types with different capacity of machines. Each model is engineered, manufactured and supported from us. These machines offer the responsiveness, reliability and versatility to produce the ever-growing variety of concrete products demanded by today's Marketplace.

Quick mould and height changes, cycle speed and touch of a button machine adjustments combine to provide maximum machine productivity and versatility. This production flexibility allows producers to produce the products your customers need when they need them. Each machine can run both Conpromac and competitive moulds so you can continue producing the units demanded in your marketplace without investing in new moulds.

### SINGLE HOPPER MACHINES




Single Hopper Block Machines are designed to produce only concrete block types like below. Any other designs can be produced by fastly changing mould system



### DOUBLE HOPPER MACHINES



Double hopper machines are designed to produce both block models together with paver and curbstone models. Any other designs can be produced by fastly changing mould system.



## 2 SYSTEMS STRONG

SPECS	ECO CLASSIC	PREMIUM
PRODUCTION SPEED	Up to 2 Cycles per minute	Up to 3 Cycles per minute
PALLET TYPE	Wood	Wood
<b>PALLET BOARD SIZES</b>		
CPB-42	1450 x 1350 x 50	1450 x 1350 x 50
CB-18	1450 x 1350 x 50	1450 x 1350 x 50
CPB-36	1400 x 1200 x 40	1400 x 1200 x 40
CB-12	1450 x 980 x 40	1450 x 980 x 40
CPB-30	1400 x 1280 x 45	1400 x 1280 x 45
CB-10	1200 x 980 x 40	1200 x 980 x 40
CPB-12	1000 X 600 X 30	1000 X 600 X 30
CB-4	900 X 600 X 30	900 X 600 X 30
<b>MATERIAL FEED SECTION</b>		
MATERIAL FEED	Hopper gate with hydraulic open close	Hopper gate with hydraulic open close
		Aggregate with limit sensor
FEEDBOX ( Mortar Trolley Car)	Movement with Hydralic piston	Movement with Hydralic piston /
		Inner compressed and smoothing , and pressure choking / Hyraulically driven proportional control / Inner shaking
<b>FORMING SECTION</b>		
VIBRATION SYSTEM	Belt and Pulley arrangable	Closed cycle lubricated vibration/ automatic cycle arrangebale - speed control
PRESSING	Hyraulic Piston	Inner compressed and smoothing , and pressure choking / Hydraulically driven proportional control / linear ruler/
PALLET DRIVER	Hyraulic Piston	Speed control with electric motor .
MOULD FIXING SYSTEM	Fixing with screw manually	Automatic Mould Fixing with air pressure – Automatic Mould Driver
HEIGHT CHANGE	Manual	Hydraulic piston ( double hopper machines)
STACKING SYSTEM ROBOT	With Hydraulic Piston.	Hydraulically driven proportional control
APPROXIMATE MOULD CHANGING TIME	2 hours	Less than 5 minutes in block machines - 15 minutes in paver machines
OPTIONAL ENHANCEMENT		Automatic Height Adjustment

		<p>“CVS” (Continuous Vibration System)</p> <p>This type of vibration includes the top of range 4-motor “CVS” (Continuous Vibration System) with instant amplitude and frequency control independent from each other with both parameters adjustable in less than 0.2 of a second. The CVS provides faster cycle times, high vibration energy and smoother operation resulting in maximum product density and compaction, lower energy consumption and less wear and tear on the block machine. CVS is designed to consistently produce high quality bricks, industrial strength pavers, hollow blocks, decking blocks, retaining wall blocks, garden kerbs, industrial strength infrastructure kerbstones as well as special products from 60 mm up to 300 mm height.</p>
--	--	---

MACHINES	PRODUCT HEIGHT RANGE	PALLET SIZE	CYLES/ MINUTE	BLOCK / PALLET 200mmX200mX400mm	BLOCK/HOUR 200mmX200mX400mm	PAVERS PALLET	CYLES/ MINUTE	PAVERS/HOUR 198mm x163mm x 60mm	SQ / M PER HOUR 198mm x163mm x 60mm
<b>DOUBLE HOPPER MACHINES</b>								With Facemix	
<b>CPB-42 Eco Classic</b>	Min 6cm-Max 30 cm	1450 x 1350 x 50	2	18	2160	42	2	5040	140 m2
<b>CPB-42 Premium</b>	Min 6cm-Max 30 cm	1450 x 1350 x 50	3	18	3240	42	3	7560	210 m2
<b>CPB-36 Eco Classic</b>	Min 6cm-Max 30 cm	1400 x 1200 x 40	2	12	1440	36	2	4320	120 m2
<b>CPB-36 Premium</b>	Min 6cm-Max 30 cm	1400 x 1200 x 40	3	12	2160	36	3	6480	180 m2
<b>CPB-30 Eco Classic</b>	Min 6cm-Max 30 cm	1400 x 1280 x 45	2	10	1200	30	2	3600	100 m2
<b>CPB-30 Premium</b>	Min 6cm-Max 30 cm	1400 x 1280 x 45	3	10	1800	30	3	5400	150 m2
<b>CPB-20 Eco Classic</b>	Min 6cm-Max 30 cm	980 x 1000 x 35	2	8	960	30	2	2400	67 m2
<b>CPB-12 Eco Classic</b>	Min 6cm-Max 30 cm	1000 X 600 X 30	2	4	480	12	2	1440	40 m2
<b>SINGLE HOPPER MACHINES</b>								Without facemix	
<b>CB-18 Eco Classic</b>	Min 15cm-Max 30 cm	1450 x 1350 x 50	2	18	2160	42	2	5040	140 m2
<b>CB-18 Premium</b>	Min 15cm-Max 30 cm	1450 x 1350 x 50	3	18	3240	42	3	7560	210 m2
<b>CB-12 Eco Classic</b>	Min 15cm-Max 30 cm	1450 x 980 x 40	2	12	1440	36	2	4320	120 m2
<b>CB-12 Premium</b>	Min 15cm-Max 30 cm	1450 x 980 x 40	3	12	2160	36	3	6480	180 m2
<b>CB-10 Eco Classic</b>	Min 15cm-Max 30 cm	1200 x 980 x 40	2	10	1200	25	2	3600	100 m2
<b>CB-10 Premium</b>	Min 15cm-Max 30 cm	1200 x 980 x 40	3	10	1800	25	3	5400	150 m2
<b>CB-8 Eco Classic</b>	Min 15cm-Max 30 cm	980 x 1000 x 35	2	8	960	20	2	2400	67 m2
<b>CB-4 Eco Classic</b>	Min 15cm-Max 30 cm	900 X 600 X 30	2	4	480	12	2	1440	40 m2

\*Machines speed and capacity shown at maximum. Individual plant rates may vary depending on material ,set-up and market acceptance.

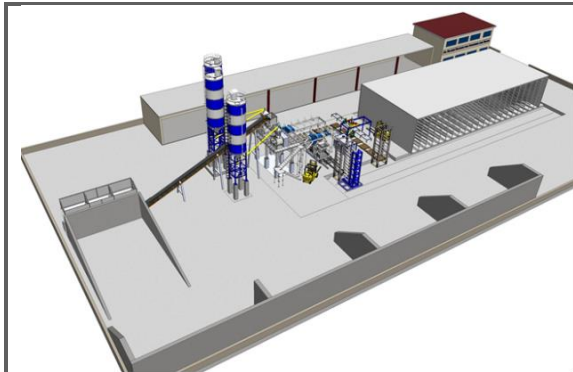


## BATCHING PLANT PREFERENCES

As there are different system of conpromac family machines , there are also different systems of batching plant parts which are used on the main block and paver making machines. Batching Plants can also be designed economically depending on the customer production preferences and budgets.The systems can be mainly formed with ;

- Fully Automated with Curing systems ( includes all handling systems like finger car , Elevator, Lowerator , curing racks etc.. )
- Full Automated without curing systems,
- Semi Automatic controlled machines,
- Manual Controlled Machines,

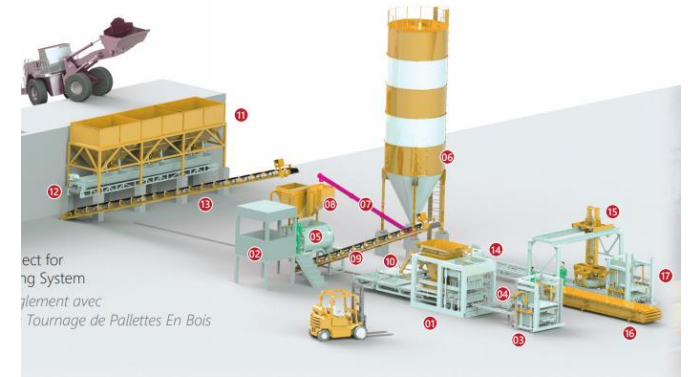
You can find the Plant Designs below for your information.These are some options.For more options contact with Conpromac® Sales representatives.



This plant is with curing chambers,includes finger car,elevator,lowerator,curing racks,packaging systems etc... This plant is mostly used in the countries that have high labor cost rates.The customers who have high budgets preferes this system.



This double hopper machine plant type is also fully automatic system but without curing chambers.The factory includes automatic cuber and single mixer , the conveyor band which feeds the main machine is movable so that facemix aggregates can be mixed in the same mixer.



In this single hopper automatic block machine double sided pallets can be used so that the pallet lifes will be 2 times longer than single side pallets.



This double hopper block and paver machine can be used with double mixer. The second mixer is used for facemix of the pavers.



This is very special batching part.Double machine can be feeded with the same batching plant.So the customer can get double capacity.




This is manuel controlled system of machine. In this system there is no PLC Automation.Instead of this system there is Electrical Control Panel which is used manually by the operator.

## PALLET TYPES

Pallet types are very important issue for the block and paver making machines. 3 types of pallets can be used in the machines depending on the customer preferences and production method of the main machine and batching plant.

### Wooden Pallet Options for Factory Types / Options de Palette en Bois Pour les Types D'usine



**DOUBLE SIDE PALLET WITH PROFILE LEGS**

**FLAT PALLET**

**TABLE TYPE PALLET WITH PROFILE LEGS**

Double sided pallets can be used both paver and block machines. If this pallet is preferred there will be pallet turning system which helps the pallet to be used the other side of the pallet. The pallet life will be 2 times longer than single side side pallet systems. The profile legs also helps to put the pallets up of the other pallet.

Flat pallets can be used both in curing systems of machines and they can also be used in manuel system of machines. The customer can also use the other side of the pallet to get more longer life of the pallet. Table type of pallets will be used only single side. The customer can put the pallets up of the other pallet and can make 10 row.



Tel :+90 535 542 57 19  
www.conpromac.com



We reserve the rights to change to improve product design and specifications without prior notice. Since the time of printing, some of the information in this brochure may have been updated, ask your Conpromac sales representatives for details.