



# SHAPE THE WORLD WITH TURKISH STEEL

**Türkiye**



**REPUBLIC OF TÜRKİYE  
MINISTRY OF TRADE**



**EUROPE'S SECOND  
STEEL PRODUCER**

**WORLD'S LARGEST  
REBAR EXPORTER**

**WORLD'S 8<sup>th</sup>  
LARGEST STEEL  
PRODUCER**

**WORLD'S 5<sup>th</sup> BIGGEST  
STEEL EXPORTER**

**EXPORTS TO  
200 COUNTRIES**

**WORLD'S LARGEST  
SCRAP METAL  
IMPORTER**

**72% OF STEEL  
PRODUCTION FROM  
STEEL SCRAP**

**35.1 MILLION TONS  
CRUDE STEEL  
PRODUCTION  
IN 2022**

## TÜRKİYE AT A GLANCE



### Türkiye

- Located on a central node between widely used trade lines
- Main driving factor of the Turkish economy is set to be the foreign trade
- Continuously increasing export volume and high quality products
- Skilled and experienced work force
- Dynamic Population
- Strong Industry

---

**Official Name :** Republic of Türkiye

---

**Capital City :** Ankara

---

**Currency :** Turkish Lira (TRY)

---

**Language :** Turkish

---

**Population :** 84,680,273

---

**Time Zone :** GMT + 3

---

**Turkish Public Holidays :** January 1<sup>st</sup>, April 23<sup>rd</sup>, May 1<sup>st</sup>, May 19<sup>th</sup>, July 15<sup>th</sup>, August 30<sup>th</sup>, October 29<sup>th</sup>, Ramadan Feast, Sacrifice Feast

---

**GDP :** 905 Billion USD (2022 – IMF)

---

**GDP (PPP) :** 3,351 Billion USD (2022 – IMF)

---

**GDP Per Capita :** 10,618 USD (2022 – IMF)

---

**Export :** 210 Billion USD (2022 – Turkish Exporters Assembly)

---

**Import :** 298 Billion USD (2022 – Turkish Exporters Assembly)

## TÜRKİYE'S STRONG INDUSTRIAL BASE

### TÜRKİYE'S EXPORT BY INDUSTRIES (2022)



#### CHEMICAL & CHEMICAL PRODUCTS

Export Value **33.5 billion USD**  
Share in Total Export **14.8%**



#### AUTOMOTIVE

Export Value **31.1 billion USD**  
Share in Total Export **13.7%**



#### APPAREL

Export Value **21.2 billion USD**  
Share in Total Export **9.4%**



#### STEEL

Export Value **21.1 billion USD**  
Share in Total Export **9.3%**



#### ELECTRICAL ELECTRONICS

Export Value **15.2 billion USD**  
Share in Total Export **6.7%**

Export Value **226.6 billion USD** in 2022

Türkiye enjoys a significant advantage in trade due to its proximity to Europe as well as fast developing markets of the Middle East and Central Asia

## ABOUT STEEL EXPORTERS' ASSOCIATION

Steel Exporters' Association is one of six associations which has been operating under the body of General Secretariat of Istanbul Mineral and Metals Exporters' Association (IMMIB).

The Association is a non-profit business organization of more than 2,200 companies representing the largest steel producers and exporters in the Turkish steel industry. It carries on its operations with the aim of increasing the export potential of the Turkish steel industry and paves the way for Turkish steel producers/exporters, with main objective to foster and attain sustainable global steel market based on free and fair trade. The Association also solves the problems of its member companies face at home and abroad, provides contact between members and foreign importers in order to ease the export processes, serves up-to-date domestic and global market news, reports and analyses.

---

**2005**  
ESTABLISHED IN

---

**2,241**  
MEMBERS

---

**35.1 MILLION TONS**  
PRODUCTION



### MISSION

Developing and implementing the strategies in order to increase the share of the Turkish steel exports in global markets and to maintain a sustainable global competitive strength.



### VISION

Guiding and assisting the members of Turkish steel sector to become a leading industry in the global steel trade.



### VALUES

Quality, reliability, continuous improvement and innovation.

# TURKISH STEEL EXPORTER'S ASSOCIATION OPERATIONS



## TURKISH STEEL INDUSTRY

Today Türkiye has 26 electric arc furnace mill plants (EAF), 11 induction furnice plants and 3 BOF plants.

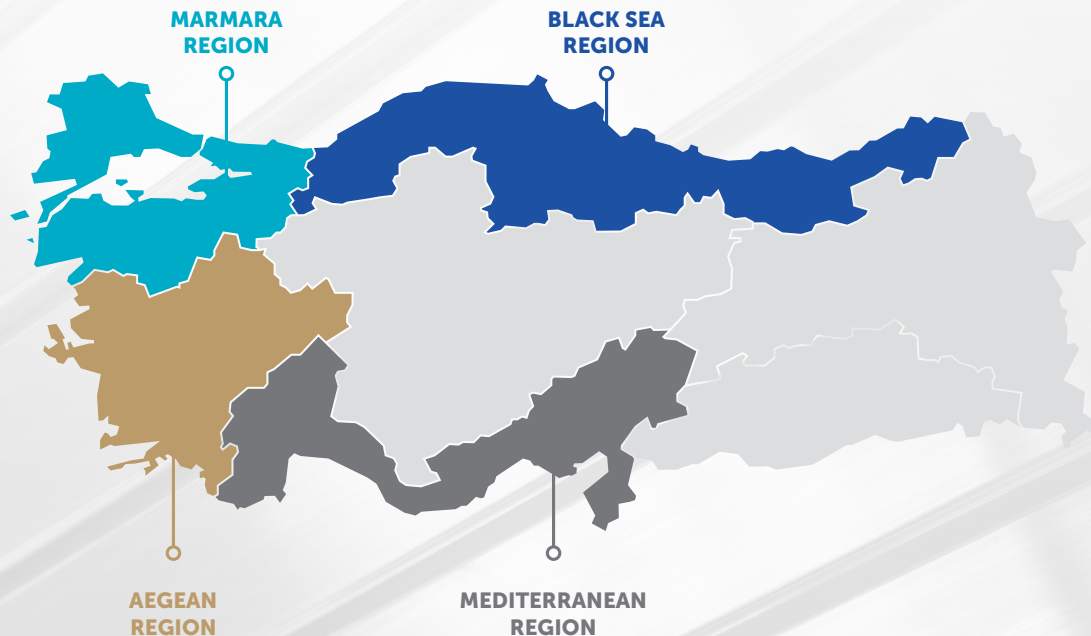
In 2022, global output decrease to 1.88 billion tons, down by 4.2% on 2021. Türkiye's output was 40.4 million tons with an increase of 12.7% in 2021. In 2022, Türkiye's output was around 35.1 million tons with a decrease of 12.9% on 2021.

In 1996, The European Coal and Steel Community (ECSC) agreement was signed between the EU and Türkiye. With signing the agreement, customs duties on bilateral steel trade were abolished. The agreement allows

Türkiye to trade its iron and steel products without customs duty with all EU member states. Additionally, the Government does not subsidize Turkish domestic steel industry due to the European Coal and Steel Community (ECSC) agreement.

All steel companies in the country are privately held, and Turkish steelmakers continue to pursue technological developments to enhance the long-term viability of the industry in the global marketplace. The steel industry has become one of the most developed sectors in Türkiye and today counts as the fourth largest contributor to the Turkish economy.

## TÜRKIYE'S STEEL MAP



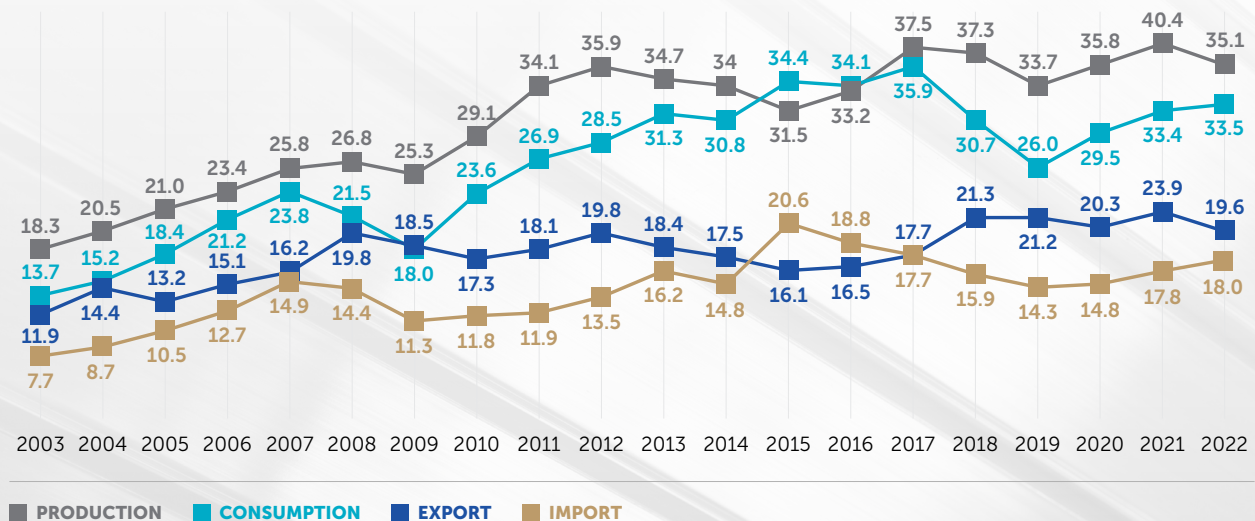
## A GROWING INDUSTRY

After 1980, with the implementation of import substitution system, Türkiye has increased her steel export to primarily neighboring countries such as Iran, Iraq and North African countries.

In the next 20 years, Türkiye realized a major production and export boom. While Türkiye was the world's 10<sup>th</sup> biggest steel producer in 2001, she has become the 7<sup>th</sup> biggest producer globally and largest steel producer in Europe in 2020. In fact, she was the third fastest growing steel producer in the world between 2020 and 2021.

In 2022, due to shrinking global steel demand, Türkiye's steel production decreased and declined to 8<sup>th</sup> biggest producer globally and second largest steel producer in Europe. On the other hand, in 2022 Türkiye has become 5<sup>th</sup> biggest steel exporter globally thanks to her high quality and competitive steel products.

**TURKISH STEEL INDUSTRY - OVERVIEW (2022)**



Source : Steel Exporters' Association, TCUD, WSA, TURKSTAT - Quantity : Million Tons



## MILESTONES OF TURKISH STEEL

**1937**

1<sup>st</sup> steel factory

**1939**

1<sup>st</sup> blast furnace

**1940**

1<sup>st</sup> steel plant (OH Furnace) and rolling mill

**1960**

1<sup>st</sup> basic oxygen furnace

**1971**

1<sup>st</sup> steel export

**1987**

World's 20<sup>th</sup> largest producer (7.0mt)

**1993**

World's 15<sup>th</sup> largest producer (11.5mt)

**2001**

World's 10<sup>th</sup> largest exporter (10.9mt)

**2009**

World's 10<sup>th</sup> largest producer (25.3mt)

World's 7<sup>th</sup>, Europe's 2<sup>nd</sup> largest exporter (18.5mt)

**2013**

World's 8<sup>th</sup> largest producer (34.7mt)

World's 7<sup>th</sup>, Europe's 2<sup>nd</sup> largest exporter (18.4mt)

**2015**

World's 9<sup>th</sup> largest producer (31.5mt)

World's 10<sup>th</sup>, Europe's 4<sup>th</sup> largest exporter (16.1mt)

**2018**

World's 8<sup>th</sup> largest producer (37.3mt)

World's 6<sup>th</sup>, Europe's 2<sup>nd</sup> largest exporter (21.3mt)

**2021**

World's 7<sup>th</sup>, Europe's largest producer (40.4 mt)

World's 6<sup>th</sup>, Europe's 2<sup>nd</sup> largest exporter (29.3 mt)

**2022**

World's 8<sup>th</sup>, Europe's 2<sup>nd</sup> largest producer (35.1 mt)

World's 5<sup>th</sup>, Europe's 2<sup>nd</sup> largest exporters (19.6 mt)

## WHY TURKISH STEEL?

### PRODUCTION CAPACITY

Proven to meet growing demand in the future Türkiye is the 8<sup>th</sup> largest crude steel producer in the world.

### EXPERIENCED AND SKILLED WORKFORCE

Excellent standards of training and education ensure an expert workforce for highest production standards.

### MODERN INFRASTRUCTURE

Consolidated investments have provided Türkiye a world-class infrastructure which enables the country to deliver its products faster.

### PROXIMITY TO MARKETS

Türkiye's position at the Aegean Region and proximity to key industrial markets means it can respond to demand quickly and on time.

### CONTINUED INVESTMENTS

Türkiye continues to invest in upgrading, enhancing and improving production methods and innovative products.

### LATEST TECHNOLOGIES

Production techniques integrate world standard technological practices.

### COMPETITIVE PRICING

Investments in technology provide state of the art production facilities and new production technologies mean that Türkiye can offer quality products at consistently competitive prices.

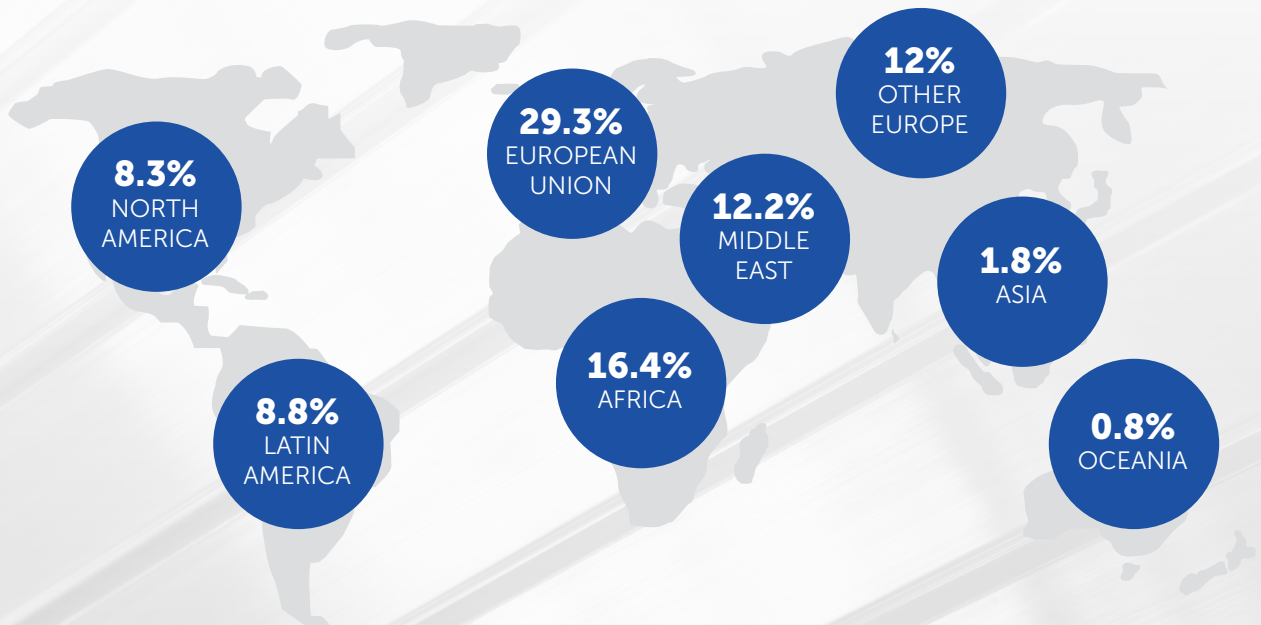
### GREENER STEEL

Türkiye is one of the few environment friendly steelmaker country in the world with 72% EAF route production, where average global AF route production rate is 28%.

## KEY FACTS AND FIGURES

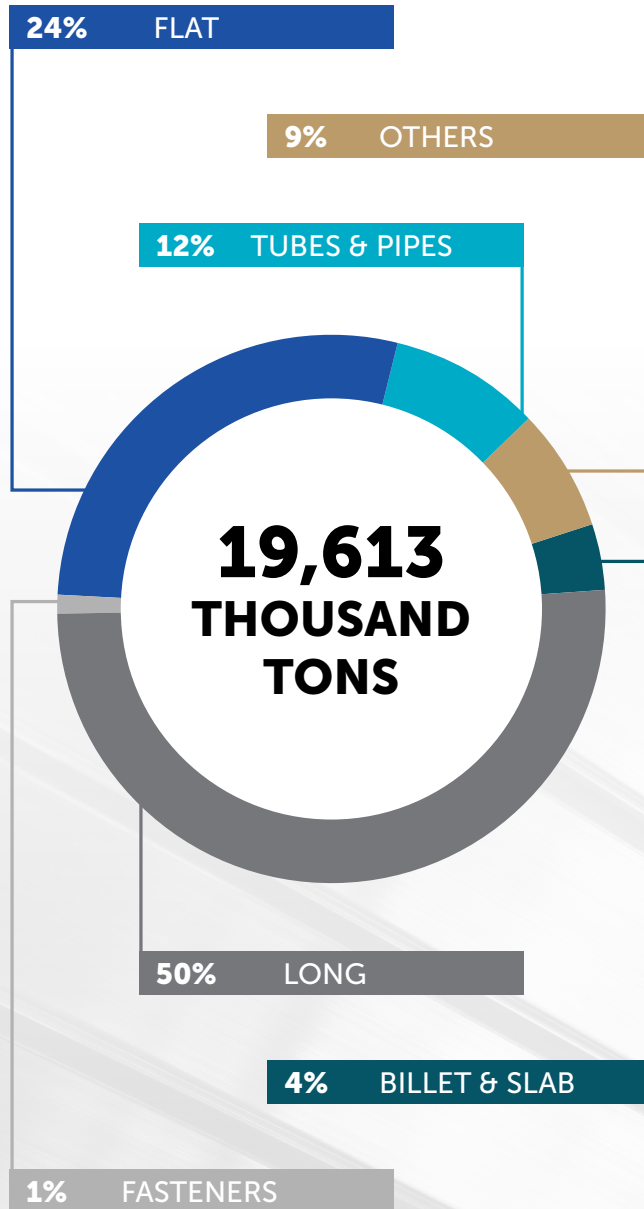
<b>WORLD'S LARGEST REBAR EXPORTER</b>	<b>EXPORTS TO 200 COUNTRIES</b>
<b>WORLD'S 8<sup>th</sup> LARGEST STEEL PRODUCER</b>	<b>WORLD'S LARGEST IMPORTER OF SCRAP METAL</b>
<b>WORLD'S 5<sup>th</sup> BIGGEST STEEL EXPORTER</b>	<b>72% OF STEEL PRODUCTION FROM STEEL SCRAP</b>
<b>SECOND STEEL PRODUCER OF EUROPE</b>	<b>35.1 MILLION TONS CRUDE STEEL PRODUCTION IN 2022</b>

## TÜRKİYE'S STEEL EXPORT BY REGION (2022)



# TÜRKİYE'S STEEL EXPORT 2022

## TÜRKİYE'S STEEL EXPORT BY PRODUCT GROUP (2022)



## TÜRKİYE'S STEEL EXPORT BY PRODUCT

### LONG

**9,803 THOUSAND TONS**

- 55.7% REBAR
- 18.7% PROFILES
- 12.5% WIRE ROD
- 2.9% ALLOY BARS & PROFILES
- 2.8% WIRE
- 7.3% OTHER LONG PRODUCTS

### TUBES & PIPES

**2,256 THOUSAND TONS**

- 95.2% WELDED TUBES & PIPES
- 2.0% CAST IRON PIPES
- 1.5% PIPE FITTINGS
- 1.3% SEAMLESS TUBES & PIPES

### FLAT

**4,778 THOUSAND TONS**

- 42.4% HOT ROLLED FLAT
- 34.6% COATED FLAT
- 10.5% COLD ROLLED FLAT
- 5.0% ALLOY FLAT
- 3.7% STAINLESS FLAT
- 3.8% OTHER FLAT

### OTHERS

**2,043 THOUSAND TONS**

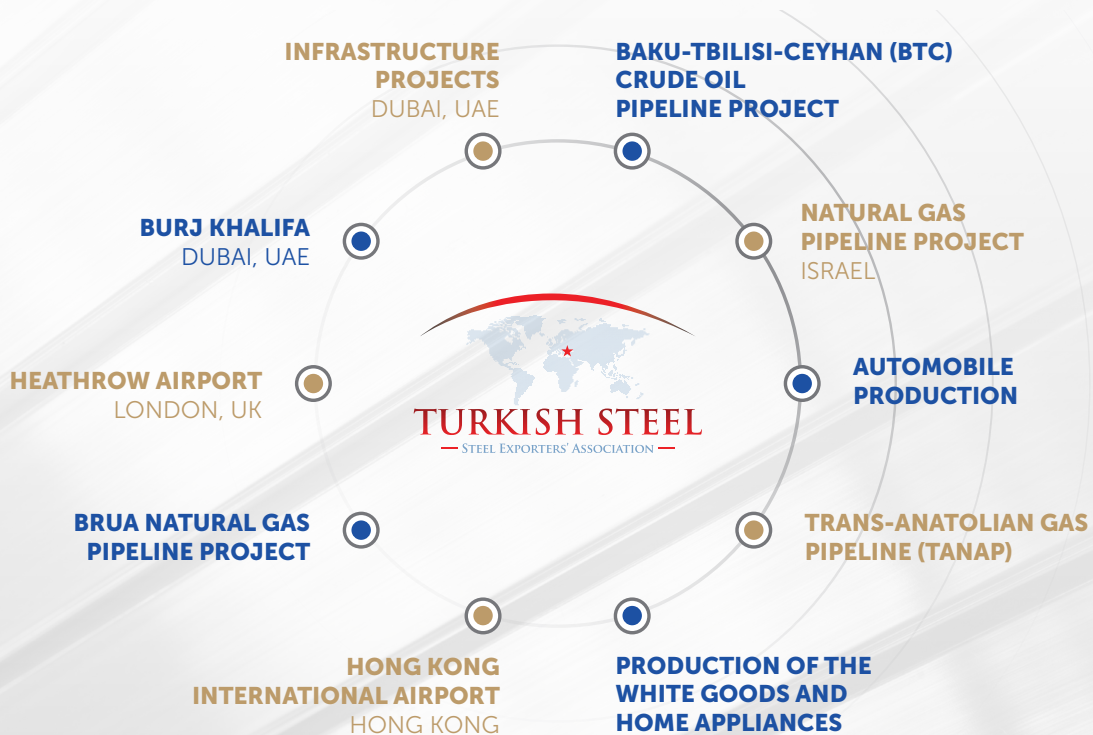
- 59.4% CONSTRUCTION APPLIANCES
- 11.5% FASTENERS
- 9.2% SCRAP
- 7.2% STRANDED WIRE
- 7.1% CLOTH AND GRILLS
- 19.7% OTHERS

## TURKISH STEEL IN THE WORLD

Turkish steel manufacturers export to all over the world, due to competitive prices and effective marketing strategies. According to 2022 figures, Türkiye's main export region was the European Union with 5.7 million tons, making 29% of Türkiye's total steel exports. Middle East was another main export destination of Turkish steel exports with 4.2 million tons with a decrease of 2% in 2022. The

most significant increase was recorded in the Other European Countries by 21%, while the region was the 3<sup>rd</sup> largest export market for Turkish steel exporters in 2022 with 2.4 million tons. In addition, Türkiye's steel export to North Africa recovered and reached the level of 2 million tons. On the other hand, export to Latin America decreased by 44% to 1.7 million tons in 2022.

## TURKISH STEEL IS BEING USED IN THE CONSTRUCTION OF WORLD'S MOST PRESTIGIOUS PROJECTS






## **STEEL EXPORTERS' ASSOCIATION**


Yenibosna Merkez Mahallesi Sanayi Caddesi

No:3 Dış Ticaret Kompleksi

A Blok Yenibosna, Bahçelievler 34197 İstanbul / TÜRKİYE

Phone: +90 212 454 00 00 Fax: +90 212 454 00 01 E-Mail: [cib@cib.org.tr](mailto:cib@cib.org.tr)

 [@Turkish\\_Steel](https://twitter.com/@Turkish_Steel)

 [@Turkish Steel Exporters' Association](https://www.linkedin.com/company/@Turkish-Steel-Exporters-Association)

 [www.cib.org.tr](http://www.cib.org.tr)