

EKOTEK

Heat Technology

EKOTEK HEAT TECHNOLOGY CHOICE OF WINNERS

Steam Boilers
Hot Oil Boilers
Hot Air Boilers
Hot Water Boilers
Industrial Auxiliary Equipment
Heating Boiler and Central System Boilers
Boilers

www.ekotekkazan.com.tr/en

Product Catalogue





INDEX



02 GENERAL COMPANY INFORMATION

02 ABOUT US

03 COMPANY INFORMATION

04 WHY CHOOSE?

06 STEAM BOILERS GENERAL INFORMATION ABOUT

08 STEAM PIPE DIAMETER SELECTION TABLE

09 SATURATE STEAM TABLE

10 STORM SERIES STEAM BOILER

12 PERFORMANCE SERIES STEAM BOILER

14 KALKAN SERIES STEAM BOILER

16 FLASH SERIES STEAM GENERATOR

18 STRONG SERIES STEAM BOILER

20 THE GRIM SERIES STEAM BOILER

22 THUNDERBOLT SERIES STEAM BOILER

24 HYBRID SERIES STEAM BOILER

26 VOLCANO SERIES STEAM BOILER

28 Mega Volt ® SERIES ELECTRIC STEAM GENERATOR

30 CONDENSATE TANK

31 DEGASSER TANK

32 ACCUMULATION TANK

34 DIGITAL TRANSFORMATION VISION

36 HOT OIL BOILERS , THERMAL OIL HEATERS GENERAL INFORMATION ABOUT

38 PHOENIX SERIES HOT OIL BOILER

40 DRAGON SERIES HOT OIL BOILER

42 ALBATROS SERIES HOT OIL BOILER

44 STAINLESS CHIMNEY

45 CYCLONE AND MULTICYCLONE FILTER

46 WATER FILTER

47 ECO ECONOMIZER

48 TRANSFORM SERIES HOT AIR BOILER

49 FAST SERIES HOT AIR BOILER

50 OCEAN SERIES HOT WATER BOILER

51 ATLAS SERIES HOT WATER BOILER

52 LOCOMOTIVE SERIES HOT WATER BOILER

53 SAVING SERIES HOT WATER BOILER

54 OBUS SERIES HOT WATER BOILER

55 TORCH SERIES HOT WATER BOILER

56 HYBRID SERIES HOT WATER BOILER

57 MONSTER SERIES HOT WATER BOILER

58 INDIVIDUAL EKOPEL SERIES HOT WATER BOILER

59 EKOPEL SERIES HOT WATER BOILER

60 FIERY SERIES HOT WATER BOILER

61 ATOM SERIES HOT WATER BOILER

62 BURNING SERIES HOT WATER BOILER

63 SINGLE SERPENTINE HOT WATER STORAGE TANK

64 DOUBLE SERPENTINE HOT WATER STORAGE TANK

65 JACKETED HOT WATER STORAGE TANK

66 SERPENTINE AND JACKETED HOT WATER STORAGE TANK

67 ABOVE GROUND FUEL TANK

68 STAINLESS TANKS

70 REFERENCES

About Us

in 1997, Our business was founded and traded locally under the name of Ekotek Heating Equipment. Production started. By 2004, we started to expand our investment activities. Ekotek Kazan Makine San. Tic. Ltd. Sti. continues production. Ekotek ısı teknolojileri (Ekotek Heat Technology) has been keeping up with the developing technology without compromising on quality. The company aimed to grow with a step by step strategy and has successfully done so. It is still producing in Aydın Astim Organized Industrial Zone. It exports to 21 countries with established dealerships in each country. After-sales service and customer satisfaction are at the forefront of Ekotek Heating Technologies.



Company information

— NAME	Ekotek Isı Teknolojileri San. Tic. Ltd. Şti.
— WEB	www.ekotekkazan.com.tr
— LOCATION	Ata OSB Mahallesi Astim 4. Cadde No:24 Efeler / AYDIN
— FOUNDED YEAR	1999 (Legally Founded)
— PRODUCTION AREA	10.000 m ²
— EXPORT COUNTRIES	more than 20 countries
— PRODUCT RANGE	Industrial Steam and Thermal Oil Heater- Thermal Oil Boilers, Hot Water Boilers

Objectives

We produce steam boilers, (Thermal oil heater) hot oil boilers, heating boilers and industrial boilers in a more efficient and comfortable manner in our factory.

It has become our primary goal to create a physical environment, increase our current production capacity, and increase our customer base by establishing a quality service - dealer network.

To organize and develop our processes in a way that always meets the legal requirements, with our continuous improvement activities.

Working to perfect all our processes and producing new products in line with customer requests and developing combustion techniques are among the goals of "Ekotek Heat Technologies".

ISO 9001:2015, CE, TSE

As the top management, it is our primary commitment to implement and develop the requirements of ISO 9001:2015 Quality Management System as a reference standard in order to realize our principles and goals in the heat technologies sector. In this context, all our employees at the Ekotek Heat Technologies factory are obliged to fully fulfill the requirements of this standard and its applications in our organization. We have TSE certificate for all of our floor heating and central boiler products.



EKOTEK HEAT TECHNOLOGIES WHY CHOOSE?

- ▶ Ekotek Heat Technologies to Production
Our product series, which we started by making digital three-dimensional models and checking the suitability before been passed for production.
- ▶ After the necessary controls are made in the digital environment, the TSE and CE CERTIFICATION Phase started and the product you have requested has now started to gain a tangible identity by meeting with the experience of Ekotek Heating Technologies.
- ▶ After this stage, we make safer production for you by blending superior knowledge, quality products and technology.
- ▶ Thus, we have been a manufacturer and exporter of Steam Boilers, Hot Oil Boilers, Hot Water Boilers, Solid (pellet, coal, wood, etc.) and liquid / gas fueled household and Central Heating since 1999 and to transform the demands we have received into experience and service.
- ▶ Over the years, we are excited to bring our products together with you, both in Turkey and abroad, wherever there is a need.



- ▶ With our wide product range, we offer our customers industrial or an individual service.
 - ▶ We make higher quality products with advanced technology in production techniques.
 - ▶ Every boiler we manufacture is subjected to hydrostatic test pressure by our quality control engineers.
 - ▶ The quality products are constructed by certified experienced welder. .
- A perfect product is made with long-lasting properties by the outer coating and ergonomic structure of our boilers. Our products are easily recognizable. A developmental production that never hesitates to receive professional support. With its dynamic R&D team that follows all kinds of technological developments and innovations, research and result-oriented production that aims to improve day by day, and to provide better quality service to our customers.

THE MOST IMPORTANT POINT MAKING EKOTEK Heat Technologies DIFFERENT; In the MANUFACTURING OF STEAM AND HOT OIL BOILERS, production is carried out on different designs by producing according to TSE, CE, EN standards, and by providing internal control by authorized institutions. It transforms your capital into maximum power by paying attention to the fact that each material used in production is certified products.

These are some of the justified reasons for organizations that have adopted this understanding and use our company as a preferred vendor

It is an honor for us to serve you as Ekotek heating technologies, where technology and experience meet.

We exist to add strength to your industrial power, we are stronger with you.

EKOTEK
Heat Technology

STEAM BOILERS

GENERAL INFORMATION ABOUT



Our company is controlled and audited by EKOTEK, Brand registered and ISO 9001:2015 quality management system.
For each product, module b (project) + module f (manufacturing) is certified with CE certificate according to TSE Standard.
Welding processes are carried out by certified welders in accordance with approved WPS and WPQRs. Welding processes are subjected to radiographic testing at the rates stipulated by the standards. Ultrasonic, radiographic and penetrating tests are performed by the authorized company for our resources.

THE PRODUCTS USED IN PRODUCTION ARE ALL CERTIFIED MATERIALS.

Our products are produced in accordance with 12953-2 Standard and 2014/68/EU Pressure Vessels directive and have CE certificate.

Our products are manufactured in accordance with EN288, EN287-1 using P 265 GH and P 355 GH quality boiler sheet.
Our products are manufactured using boiler pipes made of P235GH and higher quality steel in accordance with TS EN 10217-2 norm.

Boiler pipes are pipes that have undergone normalization (stress relief annealing) heat treatment.

Steam boiler

A steam boiler is a machine or vessel in which a pressure vessel is subjected to heat and pressure and the water in it passes from the liquid phase to the gas phase in a controlled manner. It is a device used to create steam by applying heat energy to water. Steam boilers are systems that allow water to evaporate by heating. Steam boilers fuel types are designed according to their working pressures. It is a type of machine consisting of a pressure vessel that shapes everything we use and is used in processing.

In what areas is it used?

Automotive, ceramics, stationery, plastic industry, paper production, oil industry, oil essence production, medical production, pharmaceutical production, food production, milk processing, chemical waste processing, chemistry, chemical production, concrete curing, paint industry, transportation, road, plastics production, petrochemistry, power generation, microbiota industry, consumables production.



- In petrochemistry
- Electricity generation in thermal power plants (Steam turbines)
- In the pharmaceutical and food industry for sterilization purposes
- In the construction materials industry
- Steam heating systems (heating installations)
- In refineries
- Chemical processes
- In the food industry
- Sterilization (packaging and food)
- In the fertilizer industry
- In rubber products and manufacturing
- In the building materials industry
- In the paper industry
- Woodworking and shaping
- It is used in many more places.



- THE QUALITY OF THE FEED WATER IS AS IMPORTANT AS THE QUALITY OF THE STEAM BOILER. While purchasing a steam boiler, a lot of emphasis is placed on its manufacturing quality, post-production pressure tests and operating efficiency. However, the life of this boiler, its operating efficiency and the purity of the steam it produces are directly proportional to the purity of the water put into the boiler rather than the manufacturing quality of the boiler. For this reason, it is necessary to act very knowledgeable in the preparation of the steam boiler feed water, to select the necessary devices for the preparation of the feed water very carefully, and then to operate them with the same meticulousness. Most of the problems experienced in the operation of the steam boiler (boiler and condensate system) are related to the chemical quality of the water supplied to the boiler and called "feed water". The problems of the operator, who underestimates the chemistry of the feed water and underestimates this feature, never diminishes. Get support from the treatment companies in your region and our company for the feed water.
- When choosing the boiler, it is necessary to consider the annual, monthly, daily and hourly steam needs of the enterprise.
- Ekotek heat technologies designs different combustion systems specially for you. WE HAVE PRODUCTIONS WITH STOCKER -Helix/ Spiral, ROTATING GRATE AND PISTON MOVING GRATE.
- Get Support from Engineering Firms for Central System Gas Opening Works.
- Ekotek Heating Technologies recommends all the accessories and burner systems used in the package system steam boilers of the brands known to be safe. Before choosing the package of gas fuel type industrial products, you should definitely inform our company about the gas pressure coming to the main gas line used by your business. When choosing the burner, do not forget to connect a pe max: 300 Mbar gas line or a Pe Max 21 Mbar Regulator to the burner according to the Main Gas pressure. Specify the information by verifying it from your natural gas supplier company.
- DO NOT FORGET TO HAVE CE AND TSE CERTIFIED CHIMNEY MADE FOR NATURAL GAS. DON'T FORGET TO GET A NATURAL GAS SUITABLE CHIMNEY OFFER FROM OUR COMPANY.
- 5 types of safety systems are used in Ekotek Heating Technologies Steam boilers.
- All designs of Ekotek heating technologies are special for you. In All Package Systems; All safety systems, including steam temperature, mechanical pressure, digital pressure, safety valve, chimney temperature controls, as well as boiler feeding pumps, are used in double standard packages.

Steam Pipe Diameter Selection Table

Buhar Basıncı Steam Pressure P(bar)	Buhar Hızı Steam Velocity V(m/s)	Boru Çapı(DN) Tube Diameter(DN)													
		15	20	25	32	40	50	65	80	100	125	150	200	250	300
		1/2" 16 mm	3/4" 21.5mm	1" 27.2mm	1 1/4" 35.9mm	1 1/2" 41.8mm	2" 53mm	2 1/2" 68.8mm	3" 80.8mm	4" 105.3mm	5" 130mm	6" 155.4mm	8" 204mm	10" 254mm	12" 303mm
SCH40 Siyah Boru Gerçek İç Çapına Göre Hesaplanmış Doymuş Buhar Debisi (kg/h) Steam Flow Rate Calculated According To SCH40 Tube Inside Diameter Given Above (kg/h)															
0.5	15	9	17	27	48	64	104	175	241	40	623	891	1535	2379	3386
	20	13	23	36	63	86	138	233	321	545	831	1187	2046	3172	454
	30	19	34	55	95	129	207	349	482	818	1246	1781	3069	4759	6772
	40	28	46	73	127	172	276	466	642	1090	1662	2375	4093	6345	9029
1	15	12	22	36	62	84	135	228	315	534	814	1163	2005	3108	4423
	20	16	30	48	83	112	180	304	419	712	1086	1551	2673	4144	5897
	30	25	45	71	124	168	271	456	629	1068	1628	2327	4010	6216	8845
	40	33	60	95	16	224	361	608	839	1424	2171	3102	5346	8288	11794
2	15	18	33	62	91	123	197	333	459	779	1188	1697	2925	4535	6453
	20	24	44	69	121	164	263	444	612	1039	1584	2263	3900	6047	8605
	30	36	6	104	181	246	395	665	918	1559	2376	3395	5851	9070	12907
	40	48	87	139	242	328	527	887	1224	2078	3168	4527	7801	12093	17209
3	15	24	43	68	119	161	258	435	601	1020	1555	2222	3828	5935	8446
	20	31	57	91	158	214	345	581	801	1360	2073	2962	5105	7914	11261
	30	47	86	136	237	321	517	871	1201	2040	3109	4443	7657	11870	16892
	40	63	114	181	316	429	689	1161	1602	2720	4146	5924	10209	15827	22523
4	15	29	53	84	146	198	319	537	740	1258	1917	2739	4720	7318	10413
	20	39	71	12	195	264	425	716	987	1677	2556	3652	6294	9757	13884
	30	58	106	168	292	396	637	74	1481	2515	3834	5478	9440	14635	20826
	40	77	141	24	390	528	50	1432	1975	3354	5112	7304	12587	19513	27768
5	15	34	63	100	174	235	378	637	879	1493	2276	3252	5604	8687	12362
	20	46	84	133	231	314	504	850	1172	1991	3034	4336	7472	11583	16483
	30	69	126	199	347	471	756	1275	1758	2986	4551	6504	11207	17375	24725
	40	92	168	266	463	627	1009	1700	2344	3981	6068	8671	14943	23166	32966
6	15	40	73	115	201	272	437	737	1017	1727	2632	3761	6481	10048	14288
	20	53	97	154	268	363	583	983	1356	2302	3509	5015	8642	13397	19064
	30	80	145	230	401	544	875	1474	2034	3454	5264	7522	12963	20095	28597
	40	106	194	307	535	726	1167	1966	2711	4605	7019	10029	17283	26794	38129
8	15	51	92	146	255	345	555	935	1290	2191	3340	4772	8224	12750	18143
	20	67	123	195	340	460	740	1247	1720	2922	4453	6363	10966	17000	24191
	30	101	184	292	509	691	1110	1871	2580	4382	6680	9545	16448	25499	36287
	40	135	246	390	679	921	1480	2494	3441	5843	8906	12726	21931	33999	48382
10	15	61	112	177	308	418	672	1133	1562	2653	4043	5778	9957	15436	21966
	25	82	149	236	411	557	896	1510	2083	3537	5391	7704	13276	20581	29288
	30	123	223	354	617	836	1344	2265	3124	5306	8087	11556	19914	30872	43932
	40	163	298	472	822	1115	1792	3020	4165	7074	10783	15408	26552	41163	58576
12	15	72	131	208	362	491	789	1329	1833	3113	4745	6781	11685	18115	25778
	25	120	218	346	603	818	1314	2215	3055	5189	7909	11301	19475	30191	42963
	40	192	349	554	965	1308	2103	3544	4888	8302	12564	18081	31159	48305	68741
14	15	82	150	238	415	563	905	1525	2104	3573	5446	7782	13411	20791	29586
	25	137	251	397	692	938	1509	2542	3506	5955	9077	12970	22352	34651	49310
	40	220	401	636	1108	1501	2414	4068	5610	9529	14523	20753	35763	55442	78896
16	15	93	170	269	469	636	1022	1722	2375	4033	6147	8784	15138	23468	33396
	25	155	283	449	781	1059	1703	2870	3958	6722	10246	14641	25230	39114	55660
	40	248	453	718	1250	1695	2725	4592	6333	10756	16393	23425	40368	6282	89056
20	15	112	195	317	549	747	1232	1758	2715	4673	7343	10606	18365	28948	41519
	25	186	325	530	915	1245	2054	2929	4523	7788	12239	17677	30609	48247	69199
	40	298	520	847	1465	1993	3285	4688	7238	12463	19548	28282	48975	77196	110718
24	15	133	232	378	654	889	1466	2094	3232	5565	8744	12629	21868	34468	49437
	25	221	387	631	1090	1482	2445	3488	5386	9274	14573	20048	36448	57448	82396
	40	355	620	1008	1744	2373	3912	5582	8618	14839	23319	33676	58316	91918	131833
28	15	154	269	437	757	1029	1696	2422	3739	6437	10114	14608	25296	39871	57186
	25	256	448	729	1261	1714	2828	4035	6230	10728	16868	24347	42161	66453	95312
	40	410	717	1167	2017	2745	4525	6457	9969	17164	26974	38955	67457	106326	152498
34	15	186	324	528	913	1241	2047	2923	4512	7767	12205	17627	30523	48112	69004
	25	309	541	880	1522	2069	3413	4869	7518	12944	20342	29378	50874	80186	115009
	40	495	865	1408	2434	3312	5460	7791	12029	20712	32548	47005	81397	128299	184013
42	15	231	401	654	1131	1537	2535	3620	5588	9620	15117	21833	37806	59591	8569
	25	382	670	1090	1885	2562	4227	6030	9311	16033	25195	36388	63013	99319	142451
	40	613	1071	1744	3015	4103	6763	9650	14900	25654	40315	58221	100819	158913	227920

Saturated Vapor Table

Gösterge Basıncı Pg (barg)	Mutlak Basıncı Pa (bar)	Sıcaklık T (C°)	Özgül Hacim V (m³/kg)	Doymuş Su Entalpisi hf (kJ/kg)	Buharlaştırma Entalpisi hfg (kJ/kg)	Buhar Entalpisi hg (kJ/kg)
0,00	1,013	100	1,673	419,1	2258,4	2677,5
0,05	1,063	101,4	1,601	425	2254,2	2679,1
0,10	1,113	102,6	1,533	430,4	2251,2	2681,6
0,15	1,163	105,1	1,471	435,8	2247,9	2683,7
0,20	1,213	106,2	1,414	440,9	2245	2685
0,30	1,313	107,4	1,312	450,5	2238,7	2689,2
0,40	1,413	109,5	1,225	459,7	2232,8	2692,5
0,50	1,513	111,6	1,149	468,5	2227	2695,5
0,60	1,613	113,5	1,038	476,5	2221,5	2698
0,70	1,713	115,4	1,024	484,4	2216,9	2701,3
0,80	1,813	117,1	0,971	491,9	221,9	2703,8
0,90	1,913	118,8	0,923	499,1	2206,9	2705,9
1,00	2,013	120,4	0,881	505,8	2202,3	2708
1,10	2,113	121,9	0,841	512,5	2198,5	2711
1,20	2,213	123,4	0,806	519,2	2194,3	2713,5
1,30	2,313	124,9	0,773	525	2190,1	2715,1
1,40	2,413	126,3	0,743	530,9	2186,3	2717,2
1,50	2,513	127,6	0,714	536,3	2181,7	2718,1
1,60	2,613	128,9	0,689	542,2	2178,8	2721
1,70	2,713	130,1	0,665	547,2	2175	2722,3
1,80	2,813	131,4	0,643	552,7	2171,3	2723,9
1,90	2,913	132,5	0,622	557,7	2167,9	2725,6
2,00	3,013	133,7	0,603	562,7	2164,6	2727,3
2,20	3,213	135,9	0,568	571,9	2158,3	2730,2
2,40	3,413	138	0,536	581,1	2152	2733,1
2,60	3,613	140	0,509	589,5	2146,2	2735,7
2,80	3,813	141,9	0,483	597,9	2140,3	2738,2
3,00	4,013	143,7	0,461	605,8	2134,8	2740,7
3,20	4,213	145,4	0,440	612,9	2129,4	2742,4
3,40	4,413	147,2	0,422	620,5	2124,4	2744,9
3,60	4,613	148,8	0,405	627,6	2118,9	2746,5
3,80	4,813	150,4	0,389	634,3	2114,3	2748,6
4,00	5,013	152	0,374	641	2109,3	2750,3
4,20	5,213	153,4	0,361	647,3	2104,7	2752
4,40	5,413	154,8	0,348	653,6	2100,1	2753,7
4,60	5,613	156,2	0,336	659,8	2095,9	2755,8
4,80	5,813	157,6	0,325	665,7	2091,3	2757
5,00	6,013	158,9	0,315	671,1	2087,1	2758,3
5,50	6,513	162,1	0,292	685	2077,1	2762
6,00	7,013	165	0,272	697,9	2067,4	2765,4
6,50	7,513	167,8	0,255	710,1	2058,2	2768,3
7,00	8,013	170,5	0,240	721,8	2049	2770,8
7,50	8,513	173	0,227	733,1	2040,6	2773,8
8,00	9,013	175,4	0,215	743,6	2032,3	2775,8
8,50	9,513	177,7	0,204	753,6	2024,3	2777,9
9,00	10,013	180	0,194	763,3	2016,4	2779,6
9,50	10,513	182,1	0,185	772,9	2008,8	2781,7
1,00	11,013	184,1	0,177	782,1	2001,3	2783,4
11,00	12,013	188	0,163	799,3	1987,1	2786,3
12,00	13,013	191,7	0,151	815,6	1973,7	2789,2
13,00	14,013	195,1	0,141	831,1	1960,7	2791,8
14,00	15,013	198,3	0,132	845,7	1948,1	2793,9
15,00	16,013	201,4	0,124	859,6	1936,4	2795,9
16,00	17,013	204,4	0,117	872,9	1924,7	2797,6
17,00	18,013	207,2	0,110	885,5	1913,4	2798,9
18,00	19,013	209,9	0,105	897,8	1905,5	2800,1
19,00	20,013	212,5	0,100	909,4	1891,6	2801
20,00	21,013	215	0,095	921,1	1881,5	2802,6
21,00	22,013	217,3	0,090	932	1871,5	2803,5
22,00	23,013	219,6	0,087	942,4	1861,5	2803,9
23,00	24,013	221,8	0,083	952,9	1851,4	2804,3
24,00	25,013	224	0,080	963	1842,2	2805,2
25,00	26,013	226,1	0,077	972,6	1832,7	2805,3

STORM SERIES

175 kg/h-32.000 kg/h steam production capacity
Working pressure between 3 - 16 bar



Thanks to its large water and steam volume, it provides high performance in intense and continuous working conditions and in sudden steam draws.

- Thanks to its high heating surface, it provides the opportunity to obtain drier and higher energy steam.
- It offers comfortable and highly efficient combustion performance with its low counter pressure values.
- It is produced as furnace and combustion chamber corrugated according to the pressure values. The strength of the boiler and its resistance against thermal stresses have been increased in this way.
- Heat loss is prevented thanks to strong insulation with glass wool or rock wool.
- OUR COMPANY RECOMMENDS YOU TO USE AUTOMATIC BOTTOM Blowdown and SURFACE Blowdown in the SYSTEM. (MANUAL BLUFFS ARE AVAILABLE IN PACKAGE SYSTEMS)
- WE RECOMMEND USING A DEGASER IN BOILER WORKING PRESSURE 8 BAR AND OVER.
- Ekotek Heating Technologies recommends all the accessories used in package system steam boilers and burner systems of known brands.
- Ekotek Heating Technologies 5 types of safety systems are used in all steam boilers. All safety systems, including steam temperature, mechanical pressure, digital pressure, safety valve, chimney temperature controls, as well as boiler feeding pumps, are used in double standard packages.
- PLC control system can be added upon request.
- If you want to be in control, you should definitely see our optional options! Control your power with Ekotek technology. With optional options; Plc Touch screen controlled, Modbus RTU (Remote Terminal Unit Rtu) is completely under your control.

% 100 SAFE , USER-FRIENDLY



Min 145 kW - Max 23256 kW




LIQUID / GAS FUEL, THREE PASS, SCOTCH HIGH PRESSURE STEAM BOILER



*Scotch type 3-pass boilers have taken the title of the longest-lasting and efficient boiler with their superior designs accepted all over the world.

- Our boilers do not cause noise pollution with their silent operation.
- With its stylish appearance, it is noticed with its compatibility in the environment it is in.
- It is easy to assemble.
- Easy to Maintain.
- Upon request, our steam boilers can be delivered as a package with all its accessories.



MODEL	CAPACITY					Dimensions													WATER VOLUME	BOILER FLANGES					MIN. CONDENSATE TANK CAPACITY	COUNTER-PRESSURE	SMOKE TUBE	INSULATION PROPERTIES	RECOM. MIN. CHIMNEY DIMENSIONS		APPROXIMATE WEIGHT
																				STEAM OUTPUT	SAFETY	WATER INLET	BOTTOM BLOWDOWN	SURFACE BLOWDOWN					LIQUID FUEL	GAS FUEL	
BİRİM	M²	KCAL/H	KW	MW	KG/H	A	B	B1	C	D	E	H	H1	H2	K	L	LT	DN	DN	DN	DN	DN	LT	MBAR	øMM	MM	øMM	øMM	KG		
STORM 5	5	125.000	145	0,15	175	2810	950	1150	650	1025	2100	1275	250	550	200	1500	650	32	25/40	32	40	32	45	5	57-76,1	100	200	200	950		
STORM 10	10	250.000	291	0,29	350	2910	980	1150	650	1080	2130	1330	250	550	250	1600	800	50	25/40	32	40	32	350	5	57-76,1	100	300	250	1450		
STORM 15	15	375.000	436	0,44	525	3205	1165	1150	650	1265	2315	1515	250	550	300	1895	1400	65	25/40	32	40	32	525	5	57-76,1	100	350	300	1875		
STORM 20	20	500.000	581	0,58	700	3220	1320	1150	650	1420	2470	1670	250	550	350	1910	2000	65	25/40	32	40	32	700	5	57-76,1	100	400	350	2450		
STORM 25	25	625.000	727	0,73	875	3300	1320	1150	650	1520	2470	1770	250	550	400	1990	2500	80	25/40	32	40	32	875	5	57-76,1	100	400	400	3100		
STORM 30	30	750.000	872	0,87	1050	3660	1420	1150	650	1620	2570	1870	250	550	450	2350	2750	80	25/40	32	40	32	1050	6	57-76,1	100	450	450	3850		
STORM 40	40	1.000.000	1163	1,16	1400	3660	1570	1150	650	1770	2720	2020	250	550	500	2350	2950	100	32/50	32	40	32	1400	7	57-76,1	100	500	500	4700		
STORM 50	50	1.250.000	1453	1,45	1750	4260	1670	1150	650	1870	2820	2120	250	550	550	2950	3800	100	32/50	32	40	32	1750	7	57-76,1	100	550	550	5950		
STORM 60	60	1.500.000	1744	1,74	2100	4500	1820	1150	650	2020	2970	2270	250	550	550	3190	4300	125	40/65	32	40	32	2100	8	57-76,1	100	600	550	6100		
STORM 70	70	1.750.000	2035	2,03	2450	4710	1820	1150	650	2020	2970	2270	250	550	600	3400	5500	125	40/65	32	40	32	2450	8	57-76,1	100	650	600	7350		
STORM 80	80	2.000.000	2326	2,33	2800	4855	1820	1150	700	2020	2970	2270	250	550	650	3545	6100	125	50/80	32	40	32	2800	8	57-76,1	100	700	650	8100		
STORM 100	100	2.500.000	2907	2,91	4000	5070	1970	1150	700	2170	3120	2470	300	550	700	3760	7300	150	50/80	32	40	32	3500	8	57-76,1	100	750	700	9750		
STORM 125	125	3.125.000	3634	3,63	5000	5530	2195	1200	700	2395	3395	2695	300	600	750	4220	8000	150	65/100	32	40	32	4375	8	57-76,1	100	800	750	11200		
STORM 150	150	3.750.000	4360	4,36	6000	5985	2200	1200	750	2400	3400	2700	300	600	800	4675	11000	200	65/100	32	40	32	5250	8	57-76,1	100	850	800	12900		
STORM 175	175	4.375.000	5087	5,09	7000	6270	2230	1200	750	2430	3430	2730	300	600	900	4960	12750	200	80/125	32	40	32	6125	8	57-76,1	100	1100	900	14750		
STORM 200	200	5.000.000	5814	5,81	8000	6330	2430	1200	750	2630	3630	2930	300	600	1000	5020	13200	200	80/125	40	40	32	7000	9	57-76,1	100	1100	1000	16200		
STORM 250	250	6.250.000	7267	7,27	10000	6600	2900	1200	850	3100	4100	3450	350	600	1100	5250	14500	250	80/125	40	40	32	8750	9	57-76,1	100	1200	1000	18250		
STORM 300	300	7.500.000	8721	8,72	12000	6950	2950	1200	850	3150	4150	3500	350	600	1300	5600	15750	250	100/150	40	40	32	10500	10	57-76,1	100	1400	1300	20700		
STORM 350	350	8.750.000	10174	10,17	14000	7380	3130	1200	850	3330	4330	3680	350	600	1400	6070	16500	250	100/150	40	40	32	12250	10	57-76,1	100	1400	1500	23000		
STORM 400	400	10.000.000	11628	11,63	16000	7000	3150	1200	850	3350	4350	3700	350	600	1500	5800	22500	300	100/150	50	40	32	14000	11	57-76,1	100	1500	1500	24700		
STORM 450**	450	11.250.000	13081	13,08	18000	7100	3400	1200	850	3600	4600	3950	350	600	1600	5850	25000	300	100/150	50	40	32	15750	11	57-76,1	100	1600	1600	26200		
STORM 500**	500	12.500.000	14535	14,53	20000	7550	3500	1200	850	3700	4700	4050	350	600	1600	6300	28375	300	100/150	50	40	32	17500	12	57-76,1	100	1600	1600	28300		
STORM600**	600	15.000.000	17442	17,44	24000	7700	3600	1200	950	3800	4800	4150	350	600	1800	6400	31750	300	100/150	50	40	32	21000	15	57-76,1	100	1800	1800	31100		
STORM 700**	700	17.500.000	20349	20,35	28000	8600	4050	1200	950	4250	5250	4600	350	600	2000	6900	35460	300	125/200	50	40	32	24500	17	57-76,1	100	2000	2000	34870		
STORM 800**	800	20.000.000	23256	23,26	32000	9700	4150	1200	950	4350	5350	4700	350	600	2100	7900	38700	300	125/200	50	40	32	28000	19	57-76,1	100	2100	2100	39430		

EKOTEK HEAT TECHNOLOGIES HAS THE RIGHT TO MAKE CHANGES IN DIMENSIONS, WEIGHTS AND MODELS WITHOUT NOTICE ACCORDING TO THE CHANGE IN STANDARDS, DESIGN, ETC.

NOTE: The recommended chimney diameter is calculated as an average of 400 m altitude. The diameter of the chimney is the minimum size and may vary.

THE DATA IN THE TABLE IS MADE BASED ON 8 BAR PRESSURE. DATA MAY VARY DEPENDING ON PRESSURE.

PERFORMANCE SERIES

200 kg/h-4000 kg/h steam production capacity
Working pressure between 3 - 16 bar

HIGH
CAPACITY
HIGH
EFFICIENCY



- In order to produce steam in a short time, the water volume is kept as small as possible and the steam volume is large.
- Thanks to its high heating surface area, it provides the opportunity to obtain drier and higher energy steam.
- High pressure (long-barrelled) burner should be used in 2-pass liquid/gas fueled boilers. When choosing a burner, consider the counter pressure value and inform your burner company.
- In counter pressure steam boilers, the flame is separated from the boiler with 2 passes. The flame that hits the rear wall comes back to the front cover and turns back from the front wall covered with refractory material and leaves the boiler through pipes.
- It is highly efficient, since most of the energy of the fuel is used.
- Thanks to the strong insulation with rock wool, heat loss is prevented.
- OUR COMPANY RECOMMENDS YOU TO USE AUTOMATIC BOTTOM Blowdown and SURFACE Blowdown in the SYSTEM.(Manual Blowdown Available in the Package System)
- Maximum efficiency and low flue temperature are obtained thanks to the smoke diverting turbulators used in the boiler pipes.
- Thanks to the turbulators, the time and surface area of the flue gases in contact with the smoke pipes are increased.
- WE RECOMMEND USING A DEGASER IN BOILER WORKING PRESSURE 8 BAR AND OVER.
- Ekotek Heating Technologies 5 types of safety systems are used in all steam boilers. All safety systems, including steam temperature, mechanical pressure, digital pressure, safety valve, chimney temperature controls, as well as boiler feeding pumps, are used in double standard packages.
- PLC control system can be added upon request.
- If you want to be in control, you should definitely see our optional options. Control your power with Ekotek technology. With optional options; Plc Touch screen controlled, Modbus RTU (Remote Terminal Unit Rtu) is completely under your control

% 100 SAFE , USER-FRIENDLY



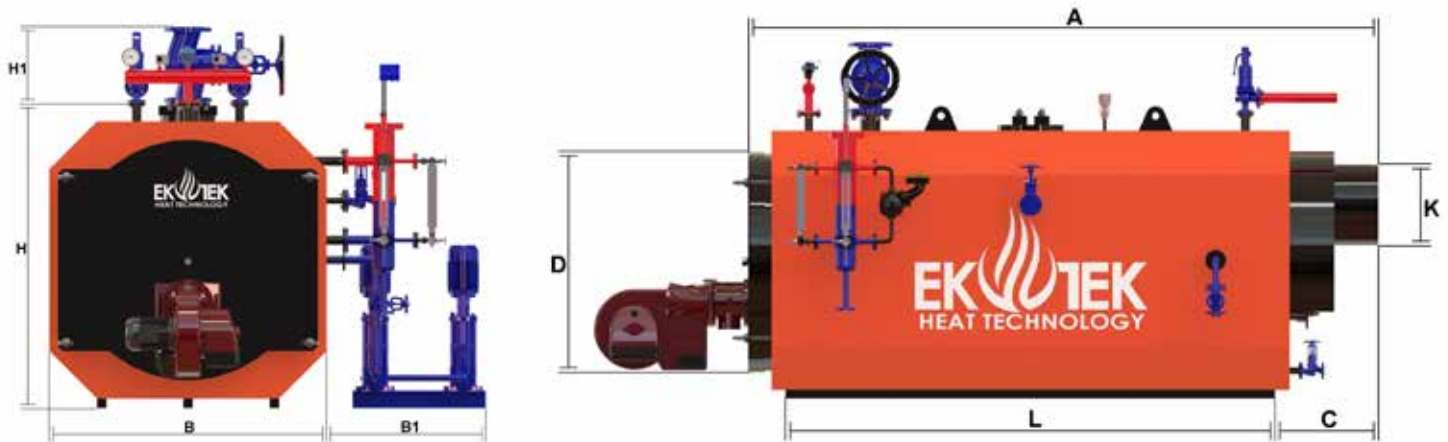
Min 145 kW - Max 2907 kW



LIQUID / GAS FUEL, TWO PASS, COUNTER PRESSURE, HIGH PRESSURE STEAM BOILERS



- Combustion chamber dimensions; It has been designed in such a way that it will not cause harmful emissions polluting the environment and the formation of Nox.
- Our boilers do not cause noise pollution with their silent operation.
- It is produced as furnace and combustion chamber corrugated according to the pressure values. The strength of the boiler and its resistance against thermal stresses have been increased in this way.
- Smoke pipes are welded with mirrors and provide safer and long-lasting operation.
- Safe with smoke chest, blasting cover and clear cover.
- It provides ease of operation and maintenance, minimum fuel consumption and reduction of operating expenses thanks to the burner burning control.
- Due to the appropriate size of the boiler, it can be easily placed in any environment.
- With its stylish appearance, it is noticed with its compatibility in the environment it is in.
- It is easy to assemble.
- Easy to Maintain.
- Upon request, our steam boilers can be delivered as a package with all its accessories.



MODEL	CAPACITY					Dimensions										WATER VOLUME	BOILER FLANGES					MIN. CONDENSATE TANK CAPACITY	COUNTER PRESSURE	SMOKE TUBE	INSULATION PROPERTIES	RECOM. MIN. CHIMNEY DIMENSIONS a		APPROXIMATE WEIGHT
																	STEAM OUTPUT	SAFETY	WATER INLET	BOTTOM BLOWDOWN	SURFACE BLOWDOWN					DN	DN	
BİRİM	M ³	KCAL/H	KW	MW	KG/H	A	B	B1	C	D	H	H1	K	L	LT	DN	DN	DN	DN	DN	LT	MMBAR	øMM	MM	øMM	øMM	KG	
PERFORMANCE 5	5	125.000	145	0,15	200	1950	950	1000	450	800	1150	520	200	1500	520	40	25/40	32	40	32	200	3,5	57	100	200	200	1365	
PERFORMANCE 10	10	250.000	291	0,29	400	2250	1120	1000	500	970	1320	520	250	1745	872	50	25/40	32	40	32	400	3,5	57	100	300	250	1670	
PERFORMANCE 15	15	375.000	436	0,44	600	2650	1250	1000	700	1100	1450	520	300	1950	1149	65	25/40	32	40	32	600	6,5	57	100	350	300	1980	
PERFORMANCE 20	20	500.000	581	0,58	800	2800	1320	1000	750	1170	1520	520	350	2050	1465	65	25/40	32	40	32	800	6,5	57	100	400	350	2100	
PERFORMANCE 25	25	625.000	727	0,73	1000	2950	1375	1000	805	1225	1575	520	400	2145	2100	80	25/40	32	40	32	1000	6,5	57	100	400	400	2650	
PERFORMANCE 30	30	750.000	872	0,87	1200	3000	1420	1000	800	1270	1620	520	450	2200	2570	100	32/50	32	40	32	1200	6,5	57	100	450	450	3200	
PERFORMANCE 40	40	1.000.000	1163	1,16	1600	3100	1600	1100	850	1450	1800	520	500	2250	2982	100	32/50	32	40	32	1600	7	57	100	500	500	3580	
PERFORMANCE 50	50	1.250.000	1453	1,45	2000	3200	1700	1100	850	1550	1900	520	550	2350	3425	125	40/65	32	40	32	2000	7	57	100	550	550	3890	
PERFORMANCE 60	60	1.500.000	1744	1,74	2400	3350	1790	1100	850	1640	1990	520	550	2500	3795	125	40/65	32	40	32	2400	7,5	57	100	600	550	4160	
PERFORMANCE 70	70	1.750.000	2035	2,03	2800	3600	1860	1100	850	1710	2060	520	600	2750	4160	125	50/80	32	40	32	2800	8	57	100	650	600	4505	
PERFORMANCE 80	80	2.000.000	2326	2,33	3200	3850	1960	1100	850	1810	2160	520	650	3000	4630	150	50/80	32	40	32	3200	8,5	57	100	700	650	4850	
PERFORMANCE 90	90	2.250.000	2616	2,62	3600	4100	2010	1150	950	1860	2210	520	650	3150	5040	150	50/80	32	40	32	3600	8,5	76,1	100	700	650	5145	
PERFORMANCE 100	100	2.500.000	2907	2,91	4000	4450	2010	1150	1000	1860	2210	520	700	3450	5625	150	50/80	32	40	32	4000	9	76,1	100	750	700	5640	

EKOTEK HEAT TECHNOLOGIES HAS THE RIGHT TO MAKE CHANGES IN DIMENSIONS, WEIGHTS AND MODELS WITHOUT NOTICE ACCORDING TO THE CHANGE IN STANDARDS, DESIGN, ETC.

NOTE: The recommended chimney diameter is calculated as an average of 400 m altitude. The diameter of the chimney is the minimum size and may vary.

THE DATA IN THE TABLE IS MADE BASED ON 8 BAR PRESSURE. DATA MAY VARY DEPENDING ON PRESSURE.

SHIELD SERIES

400 kg/h-16.000 kg/h steam production capacity
Working pressure between 3 - 16 bar

HIGH
CAPACITY
HIGH
EFFICIENCY



- It offers comfortable and highly efficient combustion performance with its low counter pressure values.
- With its 3-pass design, the combustion surface is used in the most efficient way by ensuring the contact of the flame smoke with the entire combustion surface.
- Heat loss is prevented thanks to strong insulation with glass wool, rock wool and ceramics.
- Ekotek Heating Technologies recommends all the accessories used in package system steam boilers and burner systems of known brands.
- Ekotek Heating Technologies 5 types of safety systems are used in all steam boilers. All safety systems, including steam temperature, mechanical pressure, digital pressure, safety valve, chimney temperature controls, as well as boiler feeding pumps, are used in double standard packages.
- PLC control system can be added upon request.
- If you want to be in control, you should definitely see our optional options. Control your power with Ekotek technology. With optional options; Plc Touch screen controlled, Modbus RTU (Remote Terminal Unit Rtu) is completely under your control.

% 100 SAFE , USER-FRIENDLY



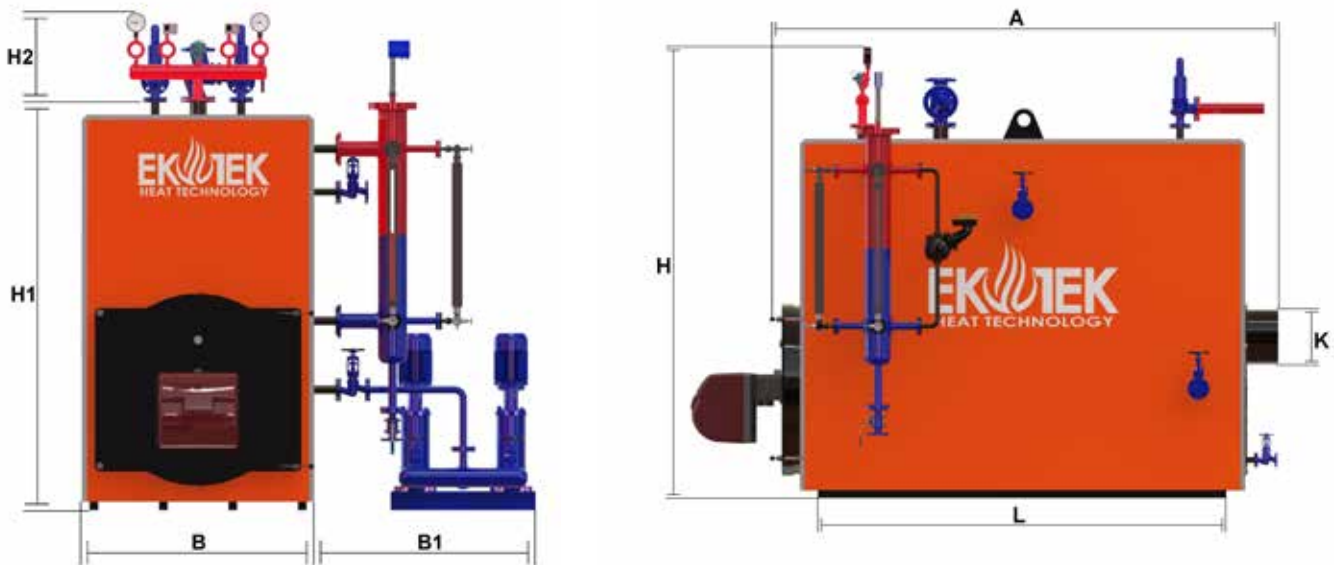
Min 291 kW - Max 11628 kW



LIQUID / GAS FUEL, THREE PASS, STEAM BOILER



- There is no risk of explosion.
- Our boilers do not cause noise pollution with their silent operation.
- With its stylish appearance, it is noticed with its compatibility in the environment it is in.
- It is easy to assemble.
- Easy to maintain
- Upon request, our steam boiler can be delivered as a package with all its accessories.
- Every stage of our production is carried out under assurance by our quality control teams.



MODEL	CAPACITY					Dimensions							WATER VOLUME	BOILER FLANGES					MIN. CONDENSATE TANK CAPACITY	COUNTER-PRESSURE	SMOKE TUBE	INSULATION PROPERTIES	RECOM. MIN. CHIMNEY DIMENSIONS		APPROXIMATE WEIGHT	
	BİRİM	M ²	KCAL/H	KW	MW	KG/H	A	B	B1	H	H1	H2		K	L	LT	DN	DN					DN	DN		DN
SHIELD 10	10	250.000	291	0,29	400	2150	1100	1000	2500	1950	550	250	1450	840	50	25/40	32	40	32	500	1	57-76,1	100	300	250	1360
SHIELD 15	15	375.000	436	0,44	600	2550	1170	1000	2550	2050	550	300	1850	970	65	25/40	32	40	32	750	1	57-76,1	100	350	300	1850
SHIELD 20	20	500.000	581	0,58	800	2800	1250	1000	2900	2350	550	350	2100	1055	65	25/40	32	40	32	1000	1	57-76,1	100	400	350	2270
SHIELD 25	25	625.000	727	0,73	1000	3100	1325	1000	3050	2500	550	400	2400	1230	80	25/40	32	40	32	1000	1	57-76,1	100	400	400	2950
SHIELD 30	30	750.000	872	0,87	1200	3250	1410	1000	3170	2620	550	400	2550	1650	100	32/50	32	40	32	1250	1	57-76,1	100	450	450	3780
SHIELD 35	35	875.000	1017	1,02	1400	3350	1450	1000	3400	2850	550	450	2650	1980	100	32/50	32	40	32	1500	1,1	57-76,1	100	500	500	4350
SHIELD 40	40	1.000.000	1163	1,16	1600	3500	1500	1000	3700	3150	550	500	2550	2370	100	32/50	32	40	32	1750	1,1	57-76,1	100	550	550	5200
SHIELD 50	50	1.250.000	1453	1,45	2000	3500	1550	1000	3700	3150	550	550	2550	2715	125	40/65	32	40	32	2000	1,35	57-76,1	100	600	550	5700
SHIELD 60	60	1.500.000	1744	1,74	2400	4050	1670	1000	3850	3300	550	550	3100	2950	125	40/65	32	40	32	2500	1,35	57-76,1	100	650	600	6350
SHIELD 70	70	1.750.000	2035	2,03	2800	4200	1750	1000	3900	3350	550	600	3300	3185	125	50/80	32	40	32	3000	1,35	57-76,1	100	700	650	7250
SHIELD 80	80	2.000.000	2326	2,33	3200	4350	1770	1000	4000	3450	550	650	3450	3950	150	50/80	32	40	32	3500	1,5	57-76,1	100	700	650	7900
SHIELD 90	90	2.250.000	2616	2,62	3600	4550	1850	1000	4100	3550	550	650	3600	4700	150	50/80	32	40	32	4000	1,5	57-76,1	100	750	700	8650
SHIELD 100	100	2.500.000	2907	2,91	4000	4700	1925	1000	4170	3620	550	700	3750	5180	150	50/80	32	40	32	4000	1,7	57-76,1	100	750	700	9150
SHIELD 125	125	3.125.000	3634	3,63	5000	5100	2000	1000	4350	3800	550	750	4100	6900	150	65/100	32	40	32	5000	1,7	57-76,1	100	800	750	10500
SHIELD 150	150	3.750.000	4360	4,36	6000	5350	2100	1000	4600	4050	550	800	4500	8400	200	65/100	32	40	32	6000	1,85	57-76,1	100	850	800	11320
SHIELD 175	175	4.375.000	5087	5,09	7000	5700	2200	1000	4700	4150	550	900	4750	9150	200	80/125	32	40	32	7000	2	57-76,1	100	1000	900	12200
SHIELD 200	200	5.000.000	5814	5,81	8000	6000	2250	1000	4850	4300	550	1000	5050	9950	200	80/125	40	40	32	8000	2	57-76,1	100	1100	1000	13000
SHIELD 250	250	6.250.000	7267	7,27	10000	6500	2375	1000	4950	4400	550	1100	5400	10750	250	80/125	40	40	32	10000	2,15	57-76,1	100	1200	1100	14100
SHIELD 300	300	7.500.000	8721	8,72	12000	7000	2450	1000	5100	4550	550	1300	5750	11300	250	100/150	40	40	32	12000	2,5	57-76,1	100	1400	1300	15000
SHIELD 350	350	8.750.000	10174	10,17	14000	7400	2600	1000	5150	4650	550	1500	6100	12100	250	100/150	40	40	32	14000	2,5	57-76,1	100	1500	1400	15600
SHIELD 400	400	10.000.000	11628	11,63	16000	7850	2650	1000	5250	4750	550	1500	6500	14000	300	100/150	50	40	32	16000	2,85	57-76,1	100	1600	1500	16250

EKOTEK HEAT TECHNOLOGIES HAS THE RIGHT TO MAKE CHANGES IN DIMENSIONS, WEIGHTS AND MODELS WITHOUT NOTICE ACCORDING TO THE CHANGE IN STANDARDS, DESIGN, ETC.

NOTE: The recommended chimney diameter is calculated as an average of 400 m altitude. The diameter of the chimney is the minimum size and may vary.

THE DATA IN THE TABLE IS MADE BASED ON 8 BAR PRESSURE. DATA MAY VARY DEPENDING ON PRESSURE.

FLASH SERIES

150 kg/h - 6.000 kg/h steam production capacity
Working pressure between 3 - 16 bar

HIGH
CAPACITY
HIGH
EFFICIENCY



- It offers comfortable and highly efficient combustion performance with its low counter pressure values.
- The 3-pass design ensures the contact of the flame smoke with the entire combustion surface, and the combustion surface is used in the most efficient way.
- Serpentine has a longer life than generators.
- Operating costs are 10-15% lower than serpentine generators.
- Heat loss is prevented thanks to strong insulation with glass wool, rock wool and ceramics.
- Ekotek Heating Technologies recommends all the accessories used in package system steam boilers and burner systems of known brands.
- Ekotek Heating Technologies 5 types of safety systems are used in all steam boilers. All safety systems, including steam temperature, mechanical pressure, digital pressure, safety valve, chimney temperature controls, as well as boiler feeding pumps, are used in double standard packages.
- PLC control system can be added upon request.
- If you want to be in control, you should definitely see our optional options. Control your power with Ekotek technology. With optional options, Plc Touch screen controlled, Modbus (RTU Remote Terminal Unit) is completely under your control.

% 100 SAFE , USER-FRIENDLY




Min 291 kW - Max 11628 kW



LIQUID / GAS FUEL, THREE PASS, STEAM GENERATOR



- There is no risk of explosion.
- Our boilers do not cause noise pollution with their silent operation.
- With its stylish appearance, it is noticed with its compatibility in the environment it is in.
- It is easy to assemble.
- Easy to maintain
- Upon request, our steam generators can be delivered with all accessories as a package.
- Every stage of our production is carried out under assurance by our quality control teams.



MODEL	CAPACITY				Dimensions							WATER VOLUME	BOILER FLANGES			MIN. CONDENSATE TANK CAPACITY	COUNTER-PRESSURE	INSULATION PROPERTIES	RECOM. MIN. CHIMNEY DIMENSIONS a		APPROXIMATE WEIGHT
	M ²	KCAL/H	KW	MW	KG/H	A	B	H	H1	K	L		LT	DN	DN				DN	LT	
FLASH 150	7,5	90.000	105	0,10	150	1750	1150	1400	1150	170	1500	41	25	32/50	32	150	0,9	100	180	180	750
FLASH 250	10	150.000	174	0,17	250	1850	1150	1400	1150	200	1600	56	32	32/50	32	250	1,2	100	225	200	830
FLASH 350	13,5	210.000	244	0,24	350	2050	1350	1600	1350	225	1800	102	40	32/50	32	350	1,5	100	250	225	935
FLASH 500	17	300.000	349	0,35	500	2250	1400	1650	1400	300	2000	127	40	32/50	32	500	1,8	100	300	300	1220
FLASH 750	24	450.000	523	0,52	750	2450	1450	1700	1450	350	2200	183	50	32/50	32	750	2,1	100	350	350	1750
FLASH 1000	29	600.000	698	0,70	1000	2600	1600	1850	1600	400	2350	220	50	35/50	32	1000	2,4	100	400	400	1900
FLASH 1250	35	750.000	872	0,87	1250	3000	1600	1850	1600	450	2750	293	65	32/50	32	1250	2,7	100	450	450	2150
FLASH 1500	42	900.000	1047	1,05	1500	3200	1700	2000	1700	450	2950	350	65	40/65	32	1500	3	100	500	450	2800
FLASH 1750	45	1.050.000	1221	1,22	1750	3250	1750	2050	1750	500	3000	370	80	40/65	32	1750	3,3	100	500	500	3000
FLASH 2000	50	1.200.000	1395	1,40	2000	3300	1800	2100	1800	550	3050	415	80	50/80	32	2000	3,6	100	550	550	3350
FLASH 2500	73	1.500.000	1744	1,74	2500	3950	1950	2250	1950	550	3700	750	80	50/80	32	2500	4,2	100	600	550	4500
FLASH 3000	78	1.800.000	2093	2,09	3000	4150	2000	2300	2000	600	3900	803	80	50/80	32	3000	5	100	650	600	4950
FLASH 3500	92	2.100.000	2442	2,44	3500	4650	2250	2550	2250	650	4400	885	100	50/80	32	3500	6,3	100	700	650	5600
FLASH 4000	105	2.400.000	2791	2,79	4000	4900	2350	2650	2350	700	4650	1210	100	65/100	32	4000	6,5	100	750	700	6570
FLASH 5000	120	3.000.000	3488	3,49	5000	5400	2600	2900	2600	750	5150	1350	125	65/100	32	5000	6,7	100	800	750	7500
FLASH 6000	150	3.600.000	4186	4,19	6000	5650	2750	3050	2750	800	5400	2000	125	65/100	32	6000	7,1	100	850	800	8100

EKOTEK HEAT TECHNOLOGIES HAS THE RIGHT TO MAKE CHANGES IN DIMENSIONS, WEIGHTS AND MODELS WITHOUT NOTICE ACCORDING TO THE CHANGE IN STANDARDS, DESIGN, ETC.

NOTE: The recommended chimney diameter is calculated as an average of 400 m altitude. The diameter of the chimney is the minimum size and may vary.

THE DATA IN THE TABLE IS MADE BASED ON 8 BAR PRESSURE. DATA MAY VARY DEPENDING ON PRESSURE.

STRONG SERIES

7000 kg/h-40.000 kg/h steam production capacity
Working pressure between 6 - 30 bar

HIGH
CAPACITY
HIGH
EFFICIENCY



- It offers comfortable and highly efficient combustion performance with its low counter pressure values.
- With its 3-pass design, the combustion surface is used in the most efficient way by ensuring the contact of the flame smoke with the entire combustion surface.
- Heat loss is prevented thanks to strong insulation with glass wool, rock wool and ceramics.
- Ekotek Heating Technologies recommends all the accessories used in package system steam boilers and burner systems of known brands.
- Ekotek Heating Technologies 5 types of safety systems are used in all steam boilers. All safety systems, including steam temperature, mechanical pressure, digital pressure, safety valve, chimney temperature controls, as well as boiler feeding pumps, are used in double standard packages.
- PLC control system can be added upon request.
- If you want to be in control, you should definitely see our optional options. Control your power with Ekotek technology. With optional options; Plc Touch screen controlled, Modbus RTU (Remote Terminal Unit Rtu) completely under your control

% 100 SAFE , USER-FRIENDLY



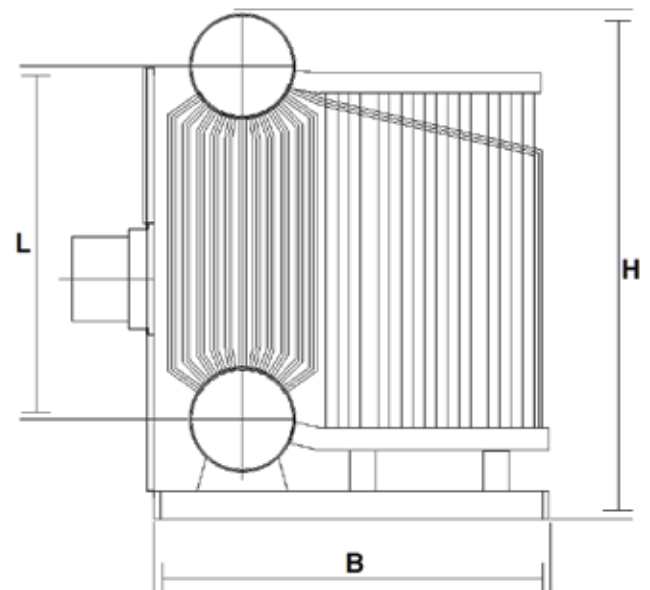
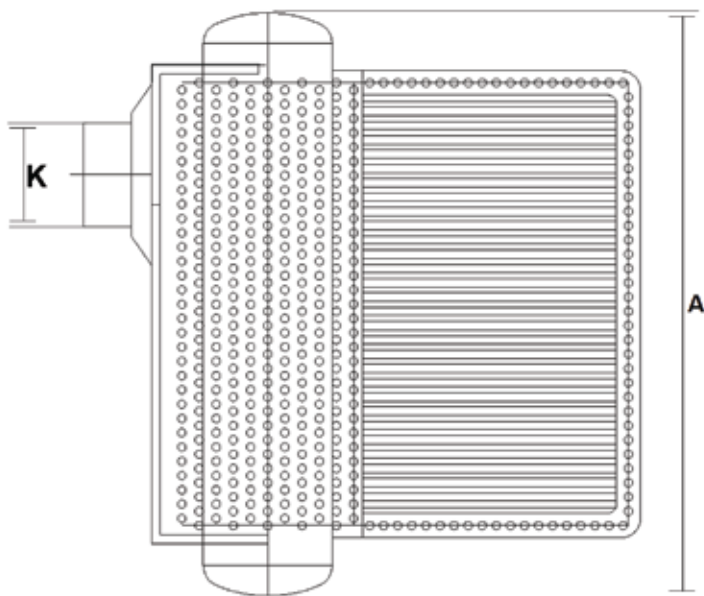
Min 5232 kW - Max 29069 kW



LIQUID / GAS FUEL, D TYPE HIGH PRESSURE STEAM BOILER



- There is no risk of explosion.
- Our boilers do not cause noise pollution with their silent operation.
- With its stylish appearance, it is noticed with its compatibility in the environment it is in.
- It is easy to assemble.
- Easy to maintain
- Upon request, our steam generators are delivered together with all their accessories as a package. can be done.
- Every stage of our production is carried out under assurance by our quality control teams.



MODEL	CAPACITY					Dimensions					WATER VOLUME	BOILER FLANGES					MIN CONDENSATE TANK CAPACITY	WATER PIPES	INSULATION PROPERTIES	RECOM. MIN. CHIMNEY DIMENSIONS		APPROXIMATE WEIGHT
												STEAM OUTPUT	SAFETY	WATER INLET	BOTTOM BLOWDOWN	SURFACE BLOWDOWN				LIQUID FUEL	GAS FUEL	
BIRIM	M ³	KCAL/H	KW	MW	KG/H	A	B	H	L	K	LT	DN	DN	DN	DN	DN	LT	øMM	MM	øMM	øMM	KG
STRONG 5	175	4.500.000	5232	5,23	7000	5700	3650	4500	3600	900	15750	200	65/100	32	40	32	5000	57 - 76,1	150	1100	900	20700
STRONG 8	250	6.250.000	7267	7,27	10000	6000	3650	4600	3650	1200	16200	250	80/125	32	40	32	8000	57 - 76,1	150	1200	1000	21700
STRONG 12	350	8.750.000	10174	10,17	14000	6150	3650	4800	3750	1400	18700	250	100/150	32	40	32	10000	57 - 76,1	150	1400	1500	24000
STRONG 15	500	12.500.000	14534	14,53	20000	7250	4000	5100	4200	1600	22500	300	100/150	32	40	32	15000	57 - 76,1	150	1600	1600	32000
STRONG 18	600	15.000.000	17441	17,44	24000	7800	4100	5100	4200	1850	23750	300	100/150	32	40	32	20000	57 - 76,1	150	1850	1850	34500
STRONG 20	675	17.000.000	19767	19,77	27000	8250	4300	5100	4200	2000	25000	300	100/150	32	40	32	20000	57 - 76,1	150	2000	2000	37000
STRONG 25	835	20.000.000	23255	23,26	33400	8750	5100	6200	5000	2100	28375	300	125/200	32	40	32	25000	57 - 76,1	150	2100	2100	42000
STRONG 30	1000	25.000.000	29069	29,07	40000	9300	5450	6400	5300	2300	31750	300	150/250	32	40	32	30000	57 - 76,1	150	2300	2300	46000

EKOTEK HEAT TECHNOLOGIES HAS THE RIGHT TO MAKE CHANGES IN DIMENSIONS, WEIGHTS AND MODELS WITHOUT NOTICE ACCORDING TO THE CHANGE IN STANDARDS, DESIGN, ETC.

NOTE: The recommended chimney diameter is calculated as an average of 400 m altitude. The diameter of the chimney is the minimum size and may vary.

THE DATA IN THE TABLE IS MADE BASED ON 8 BAR PRESSURE. DATA MAY VARY DEPENDING ON PRESSURE.

THE GRIM SERIES

160 kg/h-5.600 kg/h steam production capacity
Working pressure between 3 - 16 bar

HIGH
CAPACITY
HIGH
EFFICIENCY



- LIGNITE COAL, PAIN, PELLET, SUNFLOWER SHELLS, HAZELNUT SHELLS, etc. It can burn granular fuels with high efficiency and its use is facilitated by automatic loading.
- If requested, an economizer can be added to the flue gas outlet in order to benefit from the heat of the flue gases. The economizer to be mounted at the back of the boiler allows the condensate water entering the boiler to be heated and returned to the boiler. Thus, fuel savings are achieved.
- It has the flexibility to work in harmony with different combustion systems.
- Our boilers are designed for minimum 4.500 kcal/h (flame temperature 1200 C°) fuel. Please contact our company to burn lower calorie fuel.
- Ekotek Heating Technologies 5 types of safety systems are used in all steam boilers. All safety systems, including steam temperature, mechanical pressure, digital pressure, safety valve, chimney temperature controls, as well as boiler feeding pumps, are used in double standard packages.
- If you want to be in control, you should definitely see our optional options. Control your power with Ekotek technology. With optional options; Plc touch screen controlled, Modbus RTU (Remote Terminal Unit Rtu) is completely under your control.
- Thanks to its high heating surface, it provides the opportunity to obtain drier and higher energy steam.
- Thanks to its large water and steam volume, it provides high performance in intense and continuous working conditions and in sudden steam draws.
- WE RECOMMEND USING A DEGASER IN BOILER WORKING PRESSURE 8 BAR AND OVER.
- OUR COMPANY RECOMMENDS YOU TO USE AUTOMATIC DIB BLOWdown AND SURFACE BLOWdown IN THE SYSTEM. (MANUAL BLUFFS ARE AVAILABLE IN PACKAGE SYSTEMS)
- It offers comfortable and highly efficient combustion performance with its low counter pressure values.
- Scotch type 3-pass boilers have received the title of the longest-lasting and efficient boiler with their superior designs accepted all over the world.
- Fuel supply is from the bottom and direct contact of the flame with the combustion chamber is provided.
- Fan assist and primary air; It provides a controlled and clean smokeless combustion.

% 100 SAFE , USER-FRIENDLY

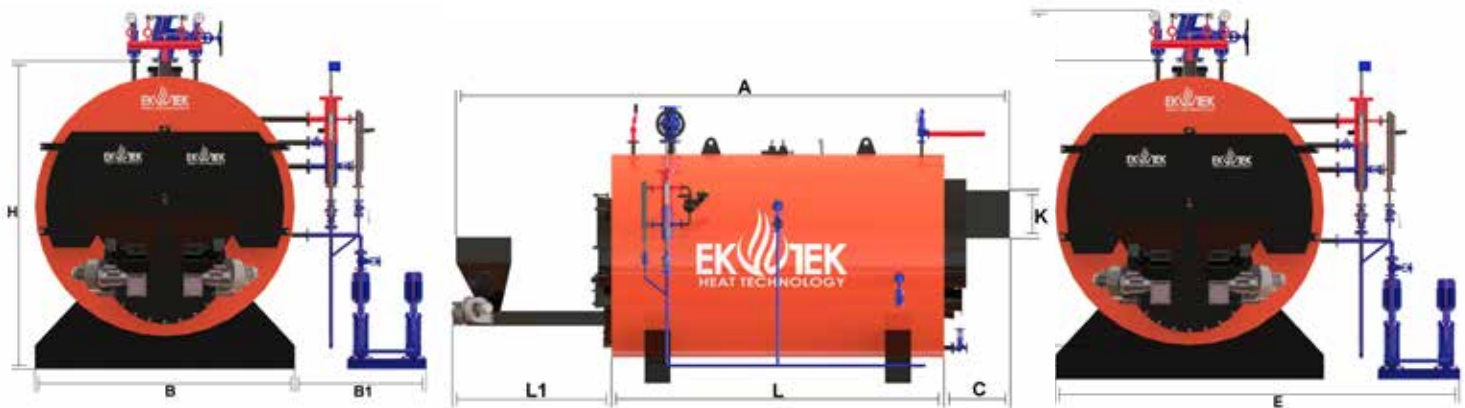


Min 112 kW - Max 3907 kW

SOLID FUEL, THREE PASS, SCOTCH TYPE HIGH PRESSURE STEAM BOILERS



- Our boilers do not cause noise pollution with their silent operation.
- It is produced as corrugated furnace and combustion chamber according to the pressure values. The strength of the boiler and its resistance against thermal stresses have been increased in this way.
- Smoke pipes are welded with mirrors and provide safer and long-lasting operation.
- Heat loss is prevented thanks to strong insulation with glass wool and rock wool.
- With its stylish appearance, it is noticed with its compatibility in the environment it is in.
- Easy to install.
- Easy to Maintain.
- There is no risk of explosion.
- Upon request, our steam boilers can be delivered as a package with all accessories.
- For systems that burn pellets, powder fuel, wood chips, etc. for different fuel types, please contact us!



MODEL	CAPACITY					Dimensions													WATER VOLUME	BOILER FLANGES					FUEL TANK CAPACITY		MIN. CONDENSATE TANK CAPACITY	COUNTER-PRESSURE	SMOKE TUBE	INSULATION PROPERTIES	RECOM. MIN. DIMENSIONS Ø		APPROXIMATE WEIGHT
																				STEAM OUTPUT	SAFETY	WATER INLET	BOTTOM BLOWDOWN	SURFACE BLOWDOWN	COAL	OLIVE POMACE					LT	MBAR	
BIRIM	M²	KCAL/H	KW	MW	KG/H	A	B	B1	C	D	E	H	H1	H2	K	L	L1	LT	DN	DN	DN	DN	DN	KG	KG	LT	MBAR	ØMM	MM	ØMM	KG		
GRIM 10A	10	96.000	112	0,11	160	3650	1070	1200	600	1270	2270	1650	300	550	225	1700	1350	920	32	25/40	32	40	32	150	125	160	4,5	76,1	100	225	2000		
GRIM 15A	15	144.000	167	0,17	240	4100	1250	1200	600	1450	2450	1860	300	550	250	1900	1600	1400	40	25/40	32	40	32	150	125	240	5	76,1	100	250	2400		
GRIM 20A	20	192.000	223	0,22	320	4400	1410	1200	600	1610	2610	2010	300	550	300	2050	1750	2000	50	25/40	32	40	32	150	125	320	5	76,1	100	300	2800		
GRIM 25A	25	240.000	279	0,28	400	4470	1410	1200	600	1610	2610	2010	300	550	350	2120	1750	2500	50	25/40	32	40	32	150	125	400	5	76,1	100	350	3300		
GRIM 30A	30	288.000	335	0,33	480	4650	1470	1200	600	1670	2670	2070	300	550	350	2300	1750	2750	65	25/40	32	40	32	200	175	480	5	76,1	100	350	4000		
GRIM 40A	40	384.000	447	0,45	640	5100	1720	1200	600	1920	2920	2250	300	550	450	2500	2000	2950	65	25/40	32	40	32	200	175	640	6,7	76,1	100	450	5000		
GRIM 50A	50	480.000	558	0,56	800	5600	1900	1200	750	2100	3100	2450	300	550	450	2850	2000	3800	65	25/40	32	40	32	200	175	800	7	76,1	100	450	6200		
GRIM 60A	60	576.000	670	0,67	960	6150	2050	1200	750	2250	3250	2620	300	550	500	3400	2000	4300	80	25/40	32	40	32	200	175	960	8	76,1	100	500	6500		
GRIM 70A**	70	672.000	781	0,78	1120	6500	2150	1200	750	2350	3350	3060	300	550	550	3500	2250	5500	80	32/50	32	40	32	200	175	1120	8	76,1	100	550	7200		
GRIM 80A**	80	768.000	893	0,89	1280	6550	2250	1200	750	2450	3450	3100	300	550	550	3550	2250	6100	100	32/50	32	40	32	200	175	1280	8	76,1	100	550	8000		
GRIM 90A**	90	864.000	1005	1,00	1440	6550	2450	1200	750	2650	3650	3150	300	550	600	3250	2500	6730	100	32/50	32	40	32	200	175	1440	8	76,1	100	600	8750		
GRIM 100A**	100	960.000	1116	1,12	1600	6750	2550	1200	750	2750	3750	3400	300	550	600	3500	2500	7300	100	32/50	32	40	32	400	350	1600	8	76,1	100	600	9500		
GRIM 125A**	125	1.200.000	1395	1,40	2000	7250	2600	1200	750	2800	3800	3400	300	550	650	4000	2500	8000	125	40/65	32	40	32	400	350	2000	8	76,1	100	650	11000		
GRIM 150A**	150	1.440.000	1674	1,67	2400	7750	2670	1200	850	2870	3870	3600	300	550	700	4250	2750	11000	125	50/80	32	40	32	400	350	2400	8	76,1	100	700	12500		
GRIM 175A**	175	1.680.000	1953	1,95	2800	8400	2700	1200	850	2900	3900	3600	300	550	750	4700	2900	12750	125	50/80	32	40	32	400	350	2800	8	76,1	100	750	13250		
GRIM 200A**	200	1.920.000	2233	2,23	3200	8650	2800	1200	850	3000	4000	3600	300	550	800	4900	2900	13200	150	50/80	32	40	32	400	350	3200	8	76,1	100	800	14500		
GRIM 250A**	250	2.400.000	2791	2,79	4000	9200	2800	1200	850	3000	4000	3600	300	600	900	5450	2900	14500	150	65/100	32	40	32	400	350	4000	9	76,1	100	900	15000		
GRIM 300A**	300	2.880.000	3349	3,35	4800	9800	3020	1200	850	3220	4250	3850	300	600	1000	6050	2900	15700	200	65/100	32	40	32	400	350	4800	9	76,1	100	1000	16350		
GRIM 320A**	320	3.072.000	3572	3,57	5120	10000	3100	1200	900	3300	4300	3900	300	600	1000	6500	2900	16750	200	65/100	32	40	32	400	350	5120	9	76,1	100	1000	17350		
GRIM 350A**	350	3.360.000	3907	3,91	5600	10250	3150	1200	900	3350	4350	3950	300	600	1100	6600	2900	17890	200	65/100	32	40	32	400	350	5600	9	76,1	100	1100	18600		

EKOTEK HEAT TECHNOLOGIES HAS THE RIGHT TO MAKE CHANGES IN DIMENSIONS, WEIGHTS AND MODELS WITHOUT NOTICE ACCORDING TO THE CHANGE IN STANDARDS, DESIGN, ETC.

NOTE: The recommended chimney diameter is calculated as an average of 400 m altitude. The diameter of the chimney is the minimum size and may vary.

THE DATA IN THE TABLE IS MADE BASED ON 8 BAR PRESSURE. DATA MAY VARY DEPENDING ON PRESSURE.

THUNDERBOLT SERIES

160 kg/h - 3200 kg/h steam production capacity
Working pressure between 3 – 16 bar



- Thanks to its large water and steam volume, it provides high performance in intense and continuous working conditions and sudden steam withdrawals.
- Thanks to its high heating surface, it provides the opportunity to obtain drier and higher energy steam.
- It offers comfortable and highly efficient combustion performance with its low counter pressure values.
- Thanks to its 3-pass design, it distributes the heat obtained equally to all surfaces, providing maximum heat transfer and fuel savings.
- Fuel supply is from the bottom and direct contact of the flame with the combustion chamber is provided.
- Our boilers do not cause noise pollution with their silent operation.
- Air sent to the primary with the help of a fan; It provides a controlled and clean smokeless combustion.
- Design and Manufacturing upper pressure limit in Half Cylindrical Steam Boilers has been determined as 8 Bar;

In order to meet customer expectations, it can be manufactured by increasing the production capacity range according to the needs.

• OUR COMPANY RECOMMENDS YOU TO USE AUTOMATIC DIB BLOWdown AND SURFACE BLOWdown IN THE SYSTEM.

(MANUAL BLOWFLOWS ARE AVAILABLE IN PACKAGE SYSTEMS)

• Ekotek Heating Technologies 5 types of safety systems are used in all steam boilers. All safety systems, including steam temperature, mechanical pressure, digital pressure, safety valve, chimney temperature controls, as well as boiler feeding pumps, are used in double standard packages.

% 100 SAFE , USER-FRIENDLY

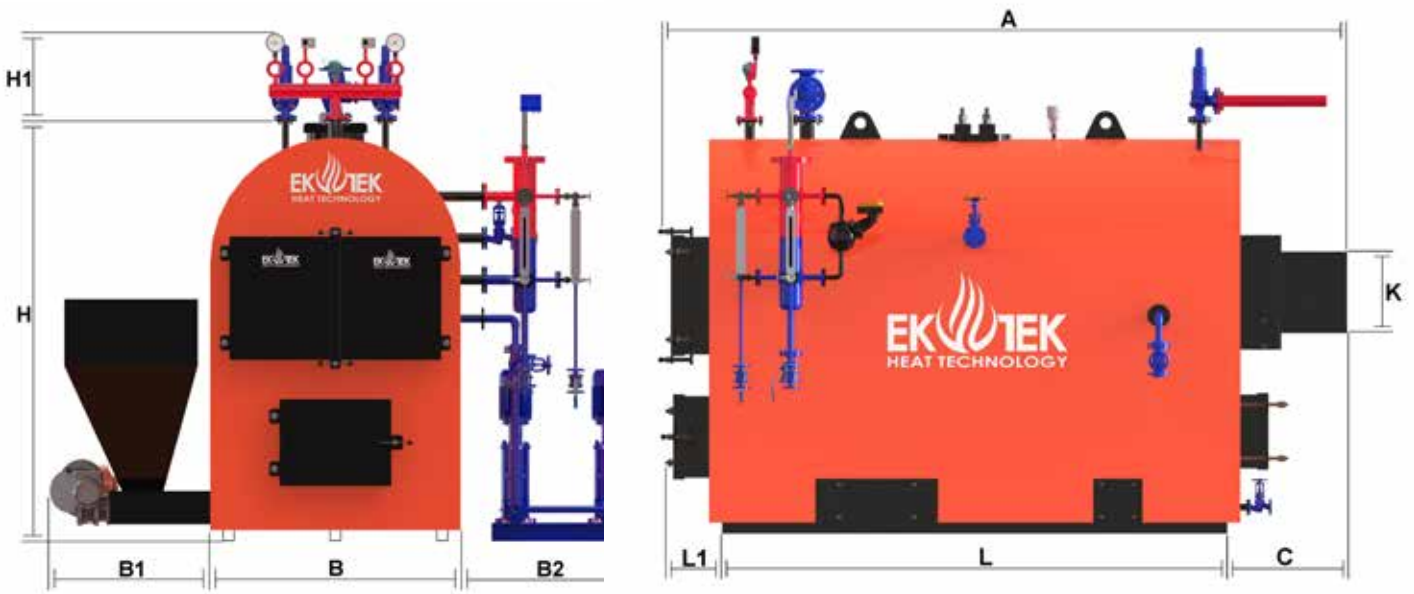


Min 112 kW - Max 2233 kW

SOLID FUEL, THREE PASS, SEMI CYLINDRICAL STEAM BOILERS



- Smoke tubes are welded with mirrors and provide safer and long-lasting operation.
- Heat loss is prevented thanks to strong insulation with glass wool or rock wool.
- Digital Analog or optional PLC control panel.
- With its stylish appearance, it is noticed with its compatibility in the environment it is in.
- Easy to install.
- Easy to Maintain.
- For systems that burn pellets, powder fuel, wood chips, etc. for different fuel types, please contact us!



MODEL	CAPACITY					Dimensions											WATER VOLUME	BOILER FLANGES					FUEL TANK CAPACITY		MIN. CONDENSATE TANK CAPACITY	COUNTER-PRESSURE	SMOKE TUBE	INSULATION PROPERTIES	RECOMM. MIN. DIMENSIONS Ø	APPROXIMATE WEIGHT
																		STEAM OUTPUT	SAFETY	WATER INLET	BOTTOM BLOWDOWN	SURFACE BLOWDOWN	DN	DN						
BİRİM	M ²	KCAL/H	KW	MW	KG/H	A	B	B1	B2	C	H	H1	K	L	L1	LT	DN	DN	DN	DN	DN	DN	KG	KG	LT	MMBAR	ØMM	MM	ØMM	KG
THUNDERBOLT 10A	10	96.000	112	0,11	160	2150	980	900	950	600	1920	520	225	1550	150	570	32	25/40	32	40	32	150	125	160	3,5	76,1	100	225	1130	
THUNDERBOLT 15A	15	144.000	167	0,17	240	2150	1000	900	950	600	1970	520	250	1730	150	960	40	25/40	32	40	32	150	125	240	4	76,1	100	250	1675	
THUNDERBOLT 20A	20	192.000	223	0,22	320	2520	1000	900	950	650	2150	520	300	1950	150	1220	50	25/40	32	40	32	200	175	320	4,5	76,1	100	300	2025	
THUNDERBOLT 25A	25	240.000	279	0,28	400	2760	1230	1100	950	650	2190	520	350	2050	200	1440	50	25/40	32	40	32	200	175	400	6	76,1	100	350	2820	
THUNDERBOLT 30A	30	288.000	335	0,33	480	2950	1260	1100	950	650	2400	520	350	2230	200	1752	65	25/40	32	40	32	200	175	480	6	76,1	100	350	2950	
THUNDERBOLT 35A	35	336.000	391	0,39	560	3110	1500	1100	950	650	2735	520	400	2370	200	1940	65	25/40	32	40	32	200	175	560	6	76,1	100	400	3110	
THUNDERBOLT 40A	40	384.000	447	0,45	640	3360	1500	1100	950	700	2780	520	450	2620	200	2300	65	25/40	32	40	32	200	175	640	6,7	76,1	100	450	3470	
THUNDERBOLT 45A	45	432.000	502	0,50	720	3360	1550	1100	950	700	2800	520	450	2620	200	2750	65	25/40	32	40	32	200	175	720	8	76,1	100	450	3830	
THUNDERBOLT 50A	50	480.000	558	0,56	800	3360	1550	1100	950	700	2900	520	450	2620	250	3300	65	25/40	32	40	32	200	175	800	8	76,1	100	450	4020	
THUNDERBOLT 60A	60	576.000	670	0,67	960	3650	1650	1100	950	700	3250	520	500	2900	250	3960	80	25/40	32	40	32	200	175	960	8,5	76,1	100	500	4824	
THUNDERBOLT 70A**	70	672.000	781	0,78	1120	3800	1850	1100	950	700	3300	520	550	3000	250	4620	80	32/50	32	40	32	400	350	1120	9	76,1	100	550	5628	
THUNDERBOLT 80A**	80	768.000	893	0,89	1280	3950	1900	1100	950	850	3450	520	550	3150	250	5280	100	32/50	32	40	32	400	350	1280	9	76,1	100	550	6432	
THUNDERBOLT 90A**	90	864.000	1005	1,00	1440	4150	2000	1100	950	850	3720	520	600	3300	300	5940	100	32/50	32	40	32	400	350	1440	10,5	76,1	100	600	7236	
THUNDERBOLT 100A**	100	960.000	1116	1,12	1600	4250	2150	1100	950	850	3800	550	600	3500	300	6600	100	32/50	32	40	32	400	350	1600	11	76,1	100	600	8040	
THUNDERBOLT 125A**	125	1.200.000	1395	1,40	2000	4700	2150	1100	950	850	3900	550	650	3900	300	8250	125	40/65	32	40	32	400	350	2000	11	76,1	100	650	10050	
THUNDERBOLT 150A**	150	1.440.000	1674	1,67	2400	5000	2250	1100	950	850	4150	550	700	4200	300	9900	125	40/65	32	40	32	400	350	2400	12	76,1	100	700	12060	
THUNDERBOLT 175A**	175	1.680.000	1953	1,95	2800	5500	2250	1100	950	900	4250	550	750	4700	300	11550	125	50/80	32	40	32	400	350	2800	12,5	76,1	100	750	14070	
THUNDERBOLT 200A**	200	1.920.000	2233	2,23	3200	5850	2350	1100	950	900	4400	550	800	5000	300	13200	150	50/80	32	40	32	400	350	3200	12,5	76,1	100	800	16080	

EKOTEK HEAT TECHNOLOGIES HAS THE RIGHT TO MAKE CHANGES IN DIMENSIONS, WEIGHTS AND MODELS WITHOUT NOTICE ACCORDING TO THE CHANGE IN STANDARDS, DESIGN, ETC.

NOTE: The recommended chimney diameter is calculated as an average of 400 m altitude. The diameter of the chimney is the minimum size and may vary.

THE DATA IN THE TABLE IS MADE BASED ON 8 BAR PRESSURE. DATA MAY VARY DEPENDING ON PRESSURE.

HYBRID SERIES

1.000 kg/h - 25.000 kg/h steam production capacity
Working pressure between 3 – 25 bar



- Lignite coal, olive pomace, pellets, sawdust, SUNFLOWER SHELLS, HAZELNUT SHELLS, etc. HYBRID BOILER is formed by combining granular Water tube and Flame smoke tube boiler types in the same body.
- Water-tube primary furnace mounted on a rotary grate or stoker is manufactured at the required height as a result of detailed and precise calculations, and a large volume combustion chamber is formed on the rotary grate. Scotch type boiler with Flame Smoke tube and radiation heat boiler are connected to each other by water collector pipes.
- Large-volume combustion chamber is required to maximize flame length, flame radiation, gas and heat generated as a result of combustion in solid fuels.
- Second (secondary) module Flame smoke tube boiler has two passages and is designed to achieve maximum efficiency for the required capacity. The smoke volume, which decreases as the temperature decreases, is designed to pass through the boiler at the most appropriate speeds. By keeping the passageways of the flame long in the boiler, a large part of the heat energy resulting from the combustion remains in the boiler and steam has been used in production.
- Thanks to its larger steam volume, the system can instantly respond to peak steam drafts, and flash steam production is provided thanks to the water-tube primary furnace.
- Changing the pipes of the fire smoke tube boiler; The front and back covers can be opened and changes can be made very easily.
- Since the Hybrid Steam boiler fully reflects all the calories of the burning fuel to the steam production process, it is possible to obtain the maximum fuel value and convert it to steam.
- You can use our Hybrid Steam Boiler with a variable efficiency of approximately 82% depending on the fuel type.
- Blowdown and flanged cleaning are available in the lower collectors.
- While calculating the boiler heat load, the optimum heat load is given to the boiler heating surface area.
- Since the extra heating surface is completed with a water and flame pipe system, the solid fuel burning efficiency is much higher in 3-Pass Scotch Type Boilers compared to solid fuel burning.
- Thanks to its large water and steam volume, it provides high performance in intense and continuous working conditions and sudden steam withdrawals.
- The water and flame tube system provides the opportunity to obtain drier and higher energy steam with its surface area.
- If requested, automatic ash discharge, automatic lignite loading and transfer system can be added to our solid fuel boilers.



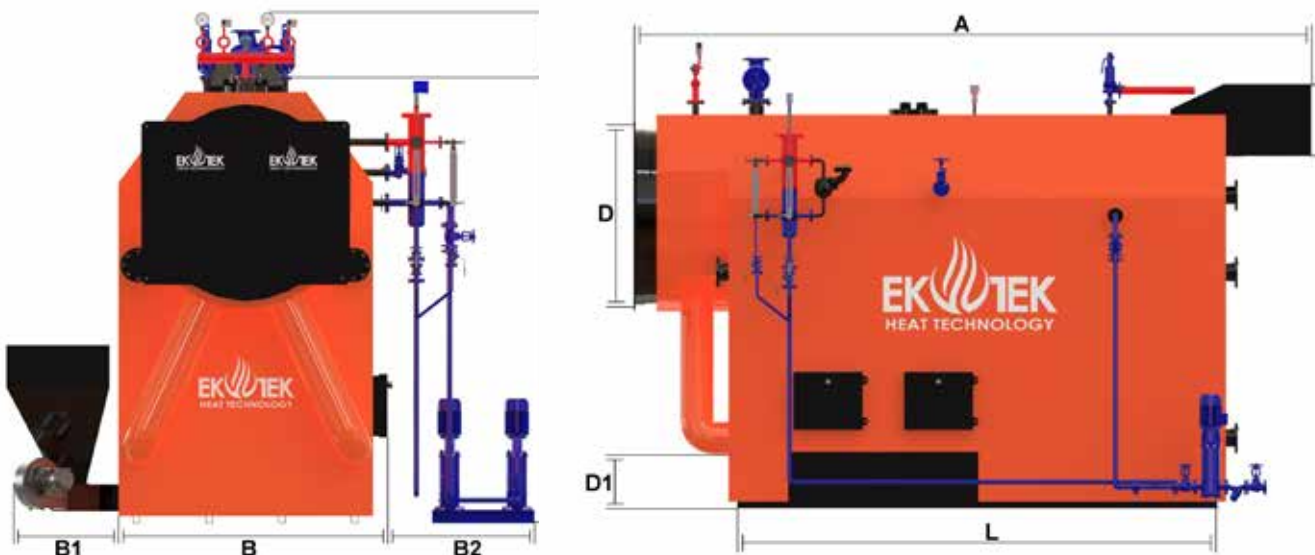
Min 698 kW - Max 17442 kW

% 100 SAFE , USER-FRIENDLY

SOLID FUEL HIGH PRESSURE STEAM BOILER



- Our products do not cause noise pollution with their silent operation.
- Air sent to the primary with the help of a fan; It provides a controlled and clean smokeless combustion.
- It is much more efficient and long lasting by meeting other boiler designs and also Ekotek Quality.
- According to the pressure values. It has been produced in accordance with 12952-3, 12953-2 Standard and 2014/68/EU Pressure Vessels directive and has CE certificate.
- Smoke pipes are welded with mirrors and provide safer and long-lasting operation.
- Heat loss is reduced thanks to strong insulation with glass wool or rock wool.
- With its stylish appearance, it is noticed with its compatibility in the environment it is in.
- Easy to install.
- Easy to Maintain.
- Upon request, our steam boilers can be delivered as a package with all accessories.
- For systems that burn pellets, powder fuel, wood chips, etc. for different fuel types, please contact us!



MODEL	CAPACITY					Dimensions											WATER VOLUME	BOILER FLANGES					FUEL TANK CAPACITY		CONDENSATE TANK CAPACITY	SMOKE TUBE	INSULATION PROPERTIES	RECOM. MIN. CHIMNEY DIMENSIONS ø	APPROXIMATE WEIGHT
																		STEAM OUTPUT	SAFETY	WATER INLET	BOTTOM BLOWDOWN	SURFACE BLOWDOWN	DN	DN					
BİRİM	M ³	KCAL/H	KW	MW	KG/H	A	B	B1	B2	D	D1	H	H1	K	L	LT	DN	DN	DN	DN	DN	KG	KG	LT	øMM	MM	øMM	KG	
HİBRİT 50*	50	600.000	698	0,70	1000	4270	1650	850	1100	1370	500	3300	520	500	3600	3180	80	25/40	32	40	32	150	125	1000	76,1	150	500	7600	
HİBRİT 60*	60	720.000	837	0,84	1200	4350	1770	850	1100	1450	500	3450	520	550	3700	3970	100	32/50	32	40	32	150	125	1500	76,1	150	550	8250	
HİBRİT 80*	80	960.000	1116	1,12	1600	4500	1850	850	1100	1580	500	3580	520	550	3850	4530	100	32/50	32	40	32	150	125	2000	76,1	150	600	9750	
HİBRİT 100*	100	1.200.000	1395	1,40	2000	4550	1850	850	1100	1580	550	3750	520	600	4200	5250	100	40/65	32	40	32	150	125	2000	76,1	150	600	12350	
HİBRİT 125*	125	1.500.000	1744	1,74	2500	4750	2000	850	1100	1670	550	3850	520	700	4320	5870	125	50/80	32	40	32	150	125	2500	76,1	150	700	14200	
HİBRİT 150*	150	1.800.000	2093	2,09	3000	4900	2100	850	1100	1750	550	3950	520	700	4450	6513	125	50/80	32	40	32	200	175	3000	76,1	150	700	17560	
HİBRİT 200*	200	2.400.000	2791	2,79	4000	5150	2350	850	1100	2000	600	4000	520	800	4650	7350	150	50/80	32	40	32	200	175	4000	76,1	150	800	19100	
HİBRİT 250*	250	3.000.000	3488	3,49	5000	5400	2550	850	1100	2200	600	4100	550	900	4800	8920	200	65/100	32	40	32	200	175	5000	76,1	150	900	21750	
HİBRİT 300**	300	3.600.000	4186	4,19	6000	5600	2650	1000	1100	2300	600	4250	550	1000	5200	10750	200	65/100	32	40	32	200	175	6000	76,1	150	1000	24300	
HİBRİT 350**	350	4.200.000	4884	4,88	7000	5650	2750	1000	1100	2400	650	4400	550	1100	5500	11300	200	80/125	32	40	32	200	175	7000	76,1	150	1100	26750	
HİBRİT 400**	400	4.800.000	5581	5,58	8000	5750	2850	1000	1100	2500	650	4500	550	1100	5650	11950	200	80/125	32	40	32	200	175	8000	76,1	150	1100	29250	
HİBRİT 500**	500	6.000.000	6977	6,98	10000	5900	3050	1000	1100	2700	650	4950	600	1200	5750	13500	250	80/125	32	40	32	200	175	10000	76,1	150	1200	31700	
HİBRİT 600**	600	7.200.000	8372	8,37	12000	6400	3300	1000	1100	2950	650	5350	600	1300	5900	15870	250	100/150	32	40	32	200	175	12000	76,1	150	1300	34600	
HİBRİT 750**	750	9.000.000	10465	10,47	15000	6750	3450	1000	1100	3100	700	5900	600	1500	6000	17600	300	100/150	32	40	32	200	175	15000	76,1	150	1500	37300	
HİBRİT 900**	900	10.800.000	12558	12,56	18000	6950	3600	1000	1100	3250	700	6100	600	1700	6000	18400	300	100/150	32	40	32	400	350	18000	76,1	150	1700	38500	
HİBRİT 1000**	1000	12.000.000	13953	13,95	20000	7100	3850	1000	1100	3500	700	6450	600	1800	6000	21600	300	100/150	32	40	32	400	350	20000	76,1	150	1800	41370	
HİBRİT 1250**	1250	15.000.000	17442	17,44	25000	7500	4150	1000	1100	3800	700	6700	600	2100	6000	23800	300	125/200	32	40	32	400	350	25000	76,1	150	2100	49520	

EKOTEK HEAT TECHNOLOGIES HAS THE RIGHT TO MAKE CHANGES IN DIMENSIONS, WEIGHTS AND MODELS WITHOUT NOTICE ACCORDING TO THE CHANGE IN STANDARDS, DESIGN, ETC.

NOTE: The recommended chimney diameter is calculated as an average of 400 m altitude. The diameter of the chimney is the minimum size and may vary.

THE DATA IN THE TABLE IS MADE BASED ON 8 BAR PRESSURE. DATA MAY VARY DEPENDING ON PRESSURE.

**DIMENSIONS MAY VARY DEPENDING ON THE PROJECT ON OUR ROTATING GRATE AND MOVING GRATE MODELS.

VOLCANO SERIES

3.000 kg/h - 25.000 kg/h steam production capacity
Working pressure between 3 – 16 bar



- In our front furnace boilers, in order to provide sufficient heat transfer area for solid fuel combustion, a traditional 3-Pass Scotch Type Smoke/Flame Tube Steam Boiler is designed by adding a front furnace consisting of a water pipe bundle in front of it. Our boilers are designed for minimum 4.500 kcal/h (flame temperature 1200 C°) fuel. Please contact our company to burn lower calorie fuel.
- Blowdown and flanged cleaning are available in the lower collectors.
- While calculating the boiler heat load, the optimum heat load is given to the boiler heating surface area.
- Thanks to the pre-furnace addition, the combustion chamber completely eliminates the problem of not providing sufficient heat transfer surface in solid fuel applications compared to standard gas/liquid fuel boilers.
- Since the need for extra heating surface and combustion chamber is eliminated by the front furnace, solid fuel burning efficiency is much higher in 3-pass Scotch Type Boilers compared to solid fuel burning.
- If requested, automatic ash discharge and automatic lignite loading system can be added to our solid fuel boilers.
- Thanks to its large water and steam volume, it provides high performance in intense and continuous working conditions and sudden steam withdrawals.
- Thanks to its high heating surface area, it provides the opportunity to obtain drier and higher energy steam.
- We can manufacture movable Grate and rotating Grate Upon request,
- PLC control system can be added upon request.
- OUR COMPANY RECOMMENDS YOU TO USE AUTOMATIC BOTTOM BLOWdown AND SURFACE BLOWdown IN THE SYSTEM. (PACKAGE MANUAL BLOWERS ARE AVAILABLE IN THE SYSTEMS)
- Ekotek heat technologies designs different combustion systems specially for you. WE HAVE MANUFACTURING WITH STOCKER-HELIX, ROTARY GRATE AND PISTON MOVING GRATE.
- Ekotek Heating Technologies 5 types of safety systems are used in all steam boilers. All safety systems, including steam temperature, mechanical pressure, digital pressure, safety valve, chimney temperature controls, as well as boiler feeding pumps, are used in double standard packages.
- PLC control system can be added upon request.
- If you want to be in control, you should definitely see our optional options. Control your power with Ekotek technology. With optional options; Plc Touch screen controlled, Modbus RTU (Remote Terminal Unit Rtu) completely under your control.



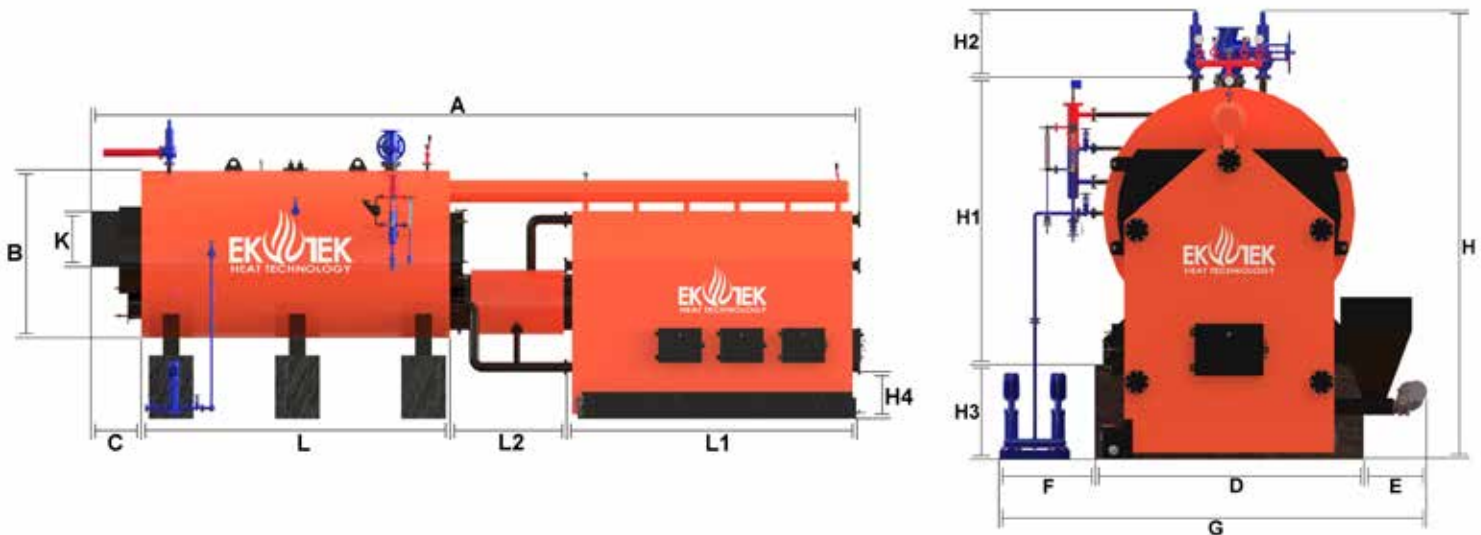
Min 2093 kW - Max 17442 kW

% 100 SAFE , USER-FRIENDLY

SOLID FUEL, FRONT FURNACE, HIGH PRESSURE STEAM BOILER



- Our products do not cause noise pollution with their silent operation.
- Air sent to the primary with the help of a fan; It provides a controlled and clean smokeless combustion.
- It is produced as corrugated furnace and combustion chamber according to the pressure values. The strength of the boiler and its resistance against thermal stresses have been increased in this way.
- Smoke pipes are welded with mirrors and provide safer and long-lasting operation.
- Heat loss is reduced thanks to strong insulation with glass wool or rock wool.
- With its stylish appearance, it is noticed with its compatibility in the environment it is in.
- Easy to install.
- Easy to Maintain.
- Upon request, our steam boilers can be delivered as a package with all accessories.
- For systems that burn pellets, powder fuel, wood chips, etc. for different fuel types, please contact us!



MODEL	CAPACITY				Dimensions														WATER VOLUME	BOILER FLANGES					FUEL TANK CAPACITY		MIN. CONDENSATE TANK CAPACITY	INSULATION PROPERTIES	RECOM. MIN. CHIMNEY DIMENSIONS Ø	APPROXIMATE WEIGHT
																				STEAM OUTPUT	SAFETY	WATER INLET	BOTTOM BLOWDOWN	SURFACE BLOWDOWN	COAL	OLIVE				
BIRIM	M²	KCAL/H	KW	MW	KG/H	A	B	C	D	G	H	H1	H2	H3	L	L1	L2	K	LT	DN	DN	DN	DN	DN	KG	KG	LT	MM	ØMM	KG
VOLCANO 150A**	150	1.800.000	2093	2,09	3000	10950	1850	750	2100	4000	3900	2350	650	900	3760	5190	1250	750	12000	125	50/80	32	40	32	400	350	3000	150	750	15000
VOLCANO 175A**	175	2.100.000	2442	2,44	3500	11750	2150	800	2400	4300	4300	2750	650	900	4220	5480	1250	800	13250	150	50/80	32	40	32	400	350	3500	150	800	17500
VOLCANO 200A**	200	2.400.000	2791	2,79	4000	12500	2150	950	2400	4300	4650	2750	650	1250	4675	5375	1500	900	14000	150	50/80	32	40	32	400	350	4000	150	900	21000
VOLCANO 250A**	250	3.000.000	3488	3,49	5000	14000	2250	1000	2400	4300	4870	2900	720	1250	4675	6825	1500	1000	16500	200	65/100	32	40	32	400	350	5000	150	1000	24000
VOLCANO 300A**	300	3.600.000	4186	4,19	6000	14500	2450	1250	2700	4850	5070	2950	720	1400	5020	6230	2000	1100	17500	200	65/100	32	40	32	600	525	6000	150	1100	28000
VOLCANO 350A**	350	4.200.000	4884	4,88	7000	15250	2800	1250	3050	5200	5420	3250	720	1450	5250	6750	2000	1100	17500	200	80/125	32	40	32	600	525	6000	150	1100	28000
VOLCANO 400A**	400	4.800.000	5581	5,58	8000	16500	2850	1250	3100	5250	5670	3500	720	1450	5250	7500	2500	1200	19000	200	80/125	32	40	32	600	525	8000	150	1200	32000
VOLCANO 500A**	500	6.000.000	6977	6,98	10000	17500	3000	1750	3250	5400	6100	3650	800	1650	5600	7650	2500	1300	22000	250	80/125	32	40	32	600	525	10000	150	1300	36000
VOLCANO 600A**	600	7.200.000	8372	8,37	12000	23700	3050	2500	3300	5450	6200	3750	800	1650	5800	11900	3500	1500	25000	250	100/150	32	40	32	600	525	12000	150	1500	40000
VOLCANO 800A**	800	9.600.000	11163	11,16	16000	24750	3650	2750	3850	6100	6950	4350	800	1800	6300	12100	3500	1800	26500	300	100/150	32	40	32	800	700	16000	150	1800	43500
VOLCANO 1000A**	1000	12.000.000	13953	13,95	20000	25200	3800	2750	4000	6250	7100	4500	800	1800	6400	12450	3500	2100	28700	300	100/150	32	40	32	800	700	20000	150	2100	45700
VOLCANO 1250A**	1250	15.000.000	17442	17,44	25000	26750	4150	3000	4300	6550	7600	4850	800	1950	7900	12500	3500	2250	30000	300	125/200	32	40	32	800	700	25000	150	2250	48000

EKOTEK HEAT TECHNOLOGIES HAS THE RIGHT TO MAKE CHANGES IN DIMENSIONS, WEIGHTS AND MODELS WITHOUT NOTICE ACCORDING TO THE CHANGE IN STANDARDS, DESIGN, ETC.

NOTE: The recommended chimney diameter is calculated as an average of 400 m altitude. The diameter of the chimney is the minimum size and may vary.

THE DATA IN THE TABLE IS MADE BASED ON 8 BAR PRESSURE. DATA MAY VARY DEPENDING ON PRESSURE.

**DIMENSIONS MAY VARY DEPENDING ON THE PROJECT ON OUR ROTATING GRATE AND MOVING GRATE MODELS.

Mega Volt® SERIES

50kg/h-1500 kg/h steam production capacity
Working pressure between 1- 5 bar



- It works in 2-3-4-5-6 stages and fully automatic depending on the capacity. Produces as much steam as you need
- Steam domed. In this way, it is not affected by sudden steam draws. Heater resistors are not damaged in sudden needs
- It is possible to obtain purified steam from water thanks to a special separator combined with steam.
- It has been designed according to all possible adverse conditions and is equipped with extraordinary safety chains. In this way, there is no need for a separate element to operate.
- It is shipped with all its fixtures.
- Since the water volume is extremely low, it is possible to use it in places where people are employed.
- Steam temperature and all functions can be followed on the PID screen from the control panel or optionally on the plc screen.
- Heating Elements are made of stainless steel.
- The outer coating is electrostatic powder-coating powder oven painted.
- It is ready for operation when electricity, water, connection is made.
- It is a complete package unit with all its equipment and it is extremely easy to install and transport.

% 100 SAFE , USER-FRIENDLY

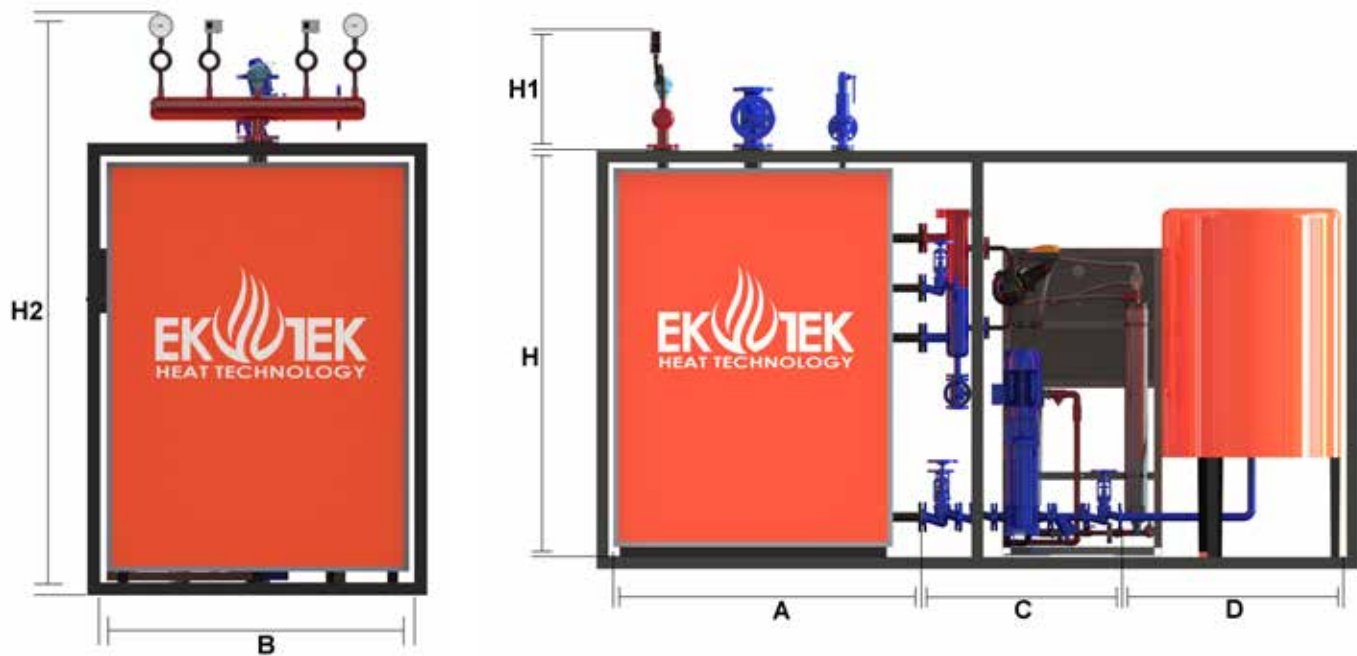


Min 112 kW - Max 3907 kW

ELECTRIC STEAM GENERATOR



- Ekotek Heating Technologies 5 types of safety systems are used in all steam boilers. Steam temperature, mechanical pressure, digital pressure, safety valve controls, as well as boiler feed pumps
- All safety systems, including double standard packages, are used.
- PLC control system can be added upon request. You can contact us for detailed information.
- If you want to be in control, you should definitely see our optional options. Control your power with Ekotek technology. With optional options; Plc Touch screen controlled, Modbus RTU (Remote Terminal Unit Rtu) is completely under your control.



MODEL	CAPACITY			Dimensions							WATER VOLUME	BOILER FLANGES					MIN. CONDENSATE TANK CAPACITY	INSULATION PROPERTIES	APPROXIMATE WEIGHT
												STEAM OUTPUT	SAFETY	WATER INLET	BOTTOM BLOWDOWN	SURFACE BLOWDOWN			
BİRİM	KW	KCAL/H	KG/H	A	B	C	D	H	H1	H2	LT	DN	DN	DN	DN	DN	M ³	MM	KG
MEGAVOLT 50	35	30.000	50	1000	950	850	550	1300	550	1850	420	15	15	15	25	15	50	100	550
MEGAVOLT 100	70	60.000	100	1050	1000	850	650	1500	550	2050	480	20	15	15	25	15	100	100	790
MEGAVOLT 150	105	90.000	150	1150	1100	950	650	1500	550	2050	527	25	15	25	25	25	150	100	850
MEGAVOLT 200	140	120.000	200	1150	1100	950	650	1550	550	2100	640	25	15	25	25	25	200	100	1000
MEGAVOLT 250	175	150.000	250	1250	1200	950	650	1750	550	2300	710	32	25	25	25	25	250	100	1300
MEGAVOLT 300	210	180.000	300	1300	1250	950	750	1750	550	2300	800	32	25	25	25	25	300	100	1400
MEGAVOLT 350	240	200.000	350	1400	1350	950	750	1750	550	2300	890	32	32	25	32	32	350	100	1480
MEGAVOLT 400	280	240.000	400	1500	1400	950	750	1750	550	2300	970	40	32	25	32	32	400	100	1550
MEGAVOLT 450	315	270.000	450	1550	1500	950	750	1750	550	2300	1050	40	40	25	32	32	450	100	1650
MEGAVOLT 500	350	300.000	500	1650	1600	1100	750	1750	550	2300	1160	50	40	32	32	32	500	100	1770
MEGAVOLT 600	420	360.000	600	1750	1650	1100	750	1750	550	2300	1320	50	40	32	32	32	600	100	1850
MEGAVOLT 700	490	420.000	700	1900	1800	1100	750	1950	550	2500	1460	50	50	32	32	32	700	100	2000
MEGAVOLT 800	560	480.000	800	2000	1900	1100	750	1950	550	2500	1570	50	50	32	32	32	800	100	2300
MEGAVOLT 900	630	540.000	900	2100	2000	1100	750	1950	550	2500	1750	65	50	32	32	32	900	100	2450
MEGAVOLT 1000	698	600.000	1000	2150	2050	1100	750	1950	550	2500	1920	65	50	32	32	40	1000	100	2600
MEGAVOLT 1250	872	750.000	1250	2200	2100	1100	750	2050	550	2600	2220	65	65	32	40	40	1250	100	2750
MEGAVOLT 1500	1045	900.000	1500	2300	2200	1100	750	2100	550	2650	2480	80	65	32	40	40	1500	100	2900

EKOTEK HEAT TECHNOLOGIES HAVE THE RIGHT TO MAKE CHANGES IN STANDARDS, DESIGNS, VS, DIMENSIONS, WEIGHTS AND MODELS WITHOUT NOTICE.

CONDENSATE TANK

HIGH
CAPACITY
HIGH
EFFICIENCY



GENERAL INFORMATION AND MATERIAL QUALITY

- Our company is controlled and audited by EKOTEK, Brand registered and ISO 9001:2015 quality management system.
- Welding processes are carried out by certified welders in accordance with approved WPS and WPQRs.
- The products used in production are all certified materials.
- Our products are manufactured according to EN288, EN287-1 using P 265 GH and P 355 GH quality sheet metal.
- Our products are manufactured using boiler pipes made of P235GH and higher quality steel in accordance with TS EN 10217-2 norm.
- Ideal Boiler feed water temperature should be 85 °C.
- The steam, which is used as the heating fluid in the Condensate System, transfers the heat energy within its own body to the boiler feed water with the energy transfer method during condensation. In this way, the temperature of the boiler feed water is increased.
- When requested, temperature control automation in the condensate tank can be provided with a thermostatic valve.

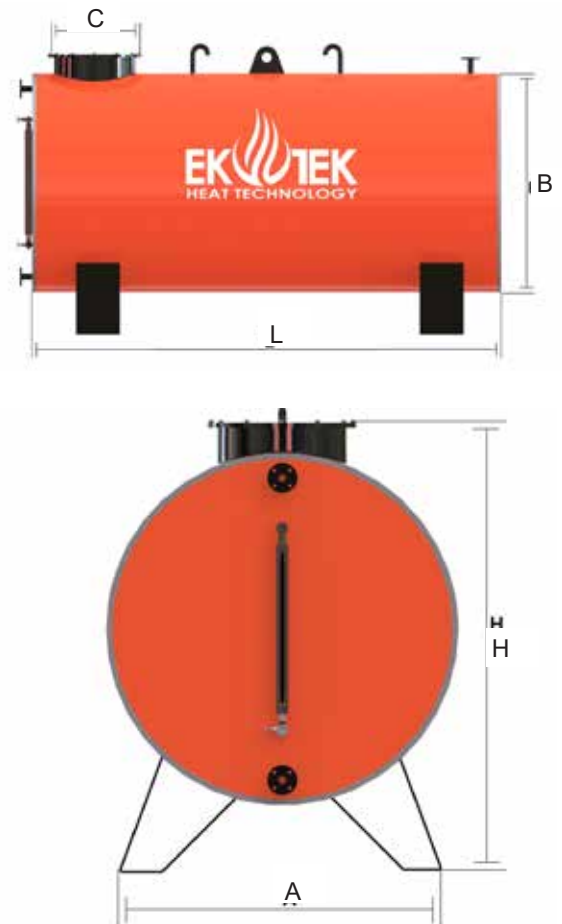
- Thermal shocks caused by cold condensate in the boiler are prevented.
- The condensate tank prevents the energy from being thrown into the atmosphere and provides heat recovery.

% 100 SAFE , USER-FRIENDLY

- It is manufactured in two different types as horizontal and vertical.
- Feed water heater coils in the tank or open steam It is heated by the inlet.
- Depending on the customer's request; The condensate tank is insulated with a sheet over rock wool, preventing heat losses from the system to the outside.
- Since the feed water does not lose its energy in the condensate tank, the amount of energy to be given in the boiler is reduced. Thus, it saves fuel.
- Depending on the customer's request, it is delivered as a package (with all its fixtures).

MODEL	CAPACITY	Dimensions					SHEET THICKNESS	TANK FLANGES			APPROXIMATE WEIGHT
		A	B	C	H	L		WATER INLET	WATER OUTPUT	DISCHARGE	
BİRİM	M ³	MM	MM	MM	MM	MM	MM	DN	DN	DN	KG
EKO CONDENSATE 1	1	900	1000	350	1500	1550	4	32	40	40	150
EKO CONDENSATE 2	2	900	1000	350	1500	2550	4	32	40	40	230
EKO CONDENSATE 3	3	1150	1250	350	1750	2750	4	32	40	40	350
EKO CONDENSATE4	4	1300	1400	350	1900	2750	4	32	40	40	550
EKO CONDENSATE5	5	1500	1600	350	2100	2850	5	32	40	40	720
EKO CONDENSATE6	6	1500	1600	400	2100	3250	5	32	40	40	900
EKO CONDENSATE7	7	1500	1600	400	2100	3750	5	32	40	40	1050
EKO CONDENSATE8	8	1500	1600	400	2100	4250	5	32	40	40	1190
EKO CONDENSATE9	9	1500	1600	400	2100	4800	5	32	40	40	1300
EKO CONDENSATE10	10	1500	1600	500	2100	5350	5	32	40	40	1450
EKO CONDENSATE11	11	1650	1750	500	2250	4750	5	32	40	40	1570
EKO CONDENSATE12	12	1650	1750	500	2250	5250	5	32	40	40	1670
EKO CONDENSATE13	13	1650	1750	500	2250	5750	5	32	40	40	1750
EKO CONDENSATE14	1	1650	1750	600	2250	6100	5	32	40	40	1870
EKO CONDENSATE15	2	1650	1750	600	2250	6650	6	32	40	40	1950
EKO CONDENSATE16	3	1750	1850	600	2350	6250	6	32	40	40	2100
EKO CONDENSATE17	4	1750	1850	600	2350	6650	6	32	40	40	2240
EKO CONDENSATE18	5	1750	1850	600	2350	7000	6	32	40	40	2400
EKO CONDENSATE19	6	1900	2000	700	2500	6500	6	32	40	40	2570
EKO CONDENSATE20	7	1900	2000	700	2500	6750	6	32	40	40	2790
EKO CONDENSATE21	8	1900	2000	700	2500	7300	6	32	40	40	3000
EKO CONDENSATE22	9	1900	2000	700	2500	7600	6	32	40	40	3250
EKO CONDENSATE23	10	1900	2000	700	2500	8000	6	32	40	40	3400
EKO CONDENSATE24	11	1900	2000	700	2500	8250	6	32	40	40	3600
EKO CONDENSATE25	12	1900	2000	750	2500	8250	6	32	40	40	3750
EKO CONDENSATE30	13	2050	2250	750	2600	8250	6	32	40	40	4000

EKOTEK HEAT TECHNOLOGIES HAVE THE RIGHT TO MAKE CHANGES IN STANDARDS, DESIGNS, VS, DIMENSIONS, WEIGHTS AND MODELS WITHOUT NOTICE.



DEGASSER TANK

HIGH
CAPACITY
HIGH
EFFICIENCY



GENERAL INFORMATION AND MATERIAL QUALITY



GENERAL INFORMATION AND MATERIAL QUALITY

- Our company is controlled and audited by EKOTEK, Brand registered and ISO 9001:2015 quality management system.
- Welding processes are carried out by certified welders in accordance with approved WPS and WPQRs.
- The products used in production are all certified materials.
- Our products are manufactured in accordance with EN288, EN287-1 by using P 265 GH and P 355 GH quality boiler sheet.
- Degasser; It is made of 316L stainless steel.
- Degasser; It performs the degassing process at 102°C temperature and 0.2 Bar pressure.
- Degasser; It is used to degas the free O² and CO² in the Condensate Tank. In this way, it prevents punctures that may occur in the body of the boiler in the size of lentils.

% 100 SAFE , USER-FRIENDLY

- Optionally, it is coated with galvanized, aluminum or stainless sheet.
- There are dome connection flanges and necessary armature connection flanges on the tank.
- There is a steam distribution collector and pipes for mixing type heating at its base.
- Centrifugal or stepped type pumps are used to feed the deaerator with water to the level and optionally.

- It is produced in the required thickness, in the diameter and size suitable for the capacity.
- Degasser; It is manufactured from horizontal cylindrical, convex head type P 265 GH or P 355 GH boiler sheet, depending on the type and boiler room location.
- It is covered with insulation material of appropriate density and thickness.



MODEL	CAPACITY	Dimensions								WATER VOLUME	APPROXIMATE WEIGHT
		A	B	C	D	H	L	K	LT		
BİRİM	M ³	A	B	C	D	H	L	K	LT	KG	
EKO DGT 1	1	1150	1250	500	950	2450	1850	250	500	420	
EKO DGT 2	2	1450	1450	500	1250	2950	2400	250	1000	530	
EKO DGT 3	3	1450	1450	550	1250	2950	2400	300	1500	530	
EKO DGT 4	4	1500	1450	550	1300	3000	2400	300	2000	700	
EKO DGT 5	5	1600	1750	600	1400	3500	2950	300	2500	890	
EKO DGT 6	6	1600	1750	600	1400	3500	3100	300	3000	950	
EKO DGT 7	7	1900	1800	750	1700	3700	2950	500	3500	1100	
EKO DGT 8	8	1900	1800	750	1700	3700	3100	500	4000	1320	
EKO DGT 9	9	1950	1800	750	1750	3750	3100	500	4500	1400	
EKO DGT 10	10	2000	2100	900	1800	4100	3200	500	5000	1650	
EKO DGT 15	15	2000	2100	900	1800	4150	3950	500	7500	1975	
EKO DGT 20	20	2000	2100	1000	1800	4200	5700	500	10000	2260	
EKO DGT 25	25	2150	2200	1000	1950	4350	7300	600	12500	2900	
EKO DGT 30	30	2150	2450	1000	1950	4750	8750	600	15000	3750	
EKO DGT 40	40	2400	2750	1100	2200	5200	7400	600	20000	5200	
EKO DGT 50	50	2400	2750	1100	2200	5200	8750	600	25000	6750	
EKO DGT 60	60	2650	2750	1100	2450	5200	9250	600	30000	8100	

EKOTEK HEAT TECHNOLOGIES HAVE THE RIGHT TO MAKE CHANGES IN STANDARDS, DESIGNS, VS, DIMENSIONS, WEIGHTS AND MODELS WITHOUT NOTICE.

ACCUMULATION TANK



GENERAL INFORMATION

Some businesses (EPS, Glass, Cardboard) require peak steam loads that are three to four times the average loads. This peak load requirement takes a few minutes. To meet these intense loads, the large steam boiler. Selecting a high capacity means both the initial investment cost and more energy costs than normal loads for most businesses. Boilers can change the steam demand fluctuations to some degree. can afford. Energy, hot water at saturated temperature stored in boilers. The steam demand of the process suddenly increases, the pressure in the boiler decreases. Steam accumulation tank meets the high steam demand.

Steam Accumulation Tank Design

Steam accumulation tank, horizontal or vertical at desired pressure. They are produced as cylindrical, cambered and insulated. They are shipped with operating and safety equipment.

% 100 SAFE , USER-FRIENDLY

Benefits of Vapor Accumulation Tank

- Ensuring vapor balance against peak loads
- Optimum selection of steam boiler capacity
- Reduction of water supply to the steam boiler
- Less frequent activation of the steam boiler
- Reducing fuel consumption

Operation and Safety Equipment

- Accumulation tank body
- Steam inlet valve
- Air vent valve
- Steam inlet check-valve
- Steam outlet valve
- Steam outlet check-valve
- By-pass valve
- Control valve inlet and outlet valves
- Control valve inlet strainer
- Water inlet valve
- Lower Blowdown valve
- Water level indicator and blowdown valve
- Steam trap
- Manometer
- Safety valve

MODEL	CAPACITY	Dimensions					APPROXIMATE WEIGHT
		A	B	C	H	L	
BİRİM	M ³						KG
EKO ACCU 100	0,1	450	700	250	750	1250	67
EKO ACCU 150	0,15	490	750	250	790	1300	72
EKO ACCU 200	0,2	510	775	250	820	1300	90
EKO ACCU 300	0,3	550	800	250	900	1750	100
EKO ACCU 400	0,4	575	825	250	935	1850	150
EKO ACCU 500	0,5	650	900	300	1000	1950	165
EKO ACCU 600	0,6	700	950	300	1100	2050	180
EKO ACCU 750	0,75	750	1000	300	1100	2150	245
EKO ACCU 1000	1	750	1000	300	1100	2400	300
EKO ACCU 1500	1,5	900	1150	300	1325	2650	375
EKO ACCU 2000	2	1000	1250	300	1400	2650	480
EKO ACCU 3000	3	1100	1350	400	1500	3150	690
EKO ACCU 4000	4	1200	1450	400	1600	3550	1070
EKO ACCU 5000	5	1250	1500	400	1650	4000	1210

EKOTEK HEAT TECHNOLOGIES HAVE THE RIGHT TO MAKE CHANGES IN STANDARDS, DESIGNS, VS, DIMENSIONS, WEIGHTS AND MODELS WITHOUT NOTICE.



EKOTEK

Heat Technology



Work for you,
produce for you,
future Technology;
Ekotek Heat Technology
power comes from you !



Digital Transformation Vision

Deep-rooted experience requires being open to tomorrow's technologies. Ekotek heating technologies, which closely follow the innovations, are rapidly completing the "Digital Transformation Project". In digital transformation, it instantly monitors pressure, temperature, operating time, etc., and creates reports in steam boilers and Thermal Oil heaters (hot oil boilers) equipped with special sensors. Especially such data will be of critical importance for the continuity of your production processes in the near future.

Thanks to the data obtained, the operating conditions of all types of equipment belonging to Ekotek heating technologies can be monitored and, thanks to real-time data analysis, smart and preventive maintenance can be planned by the system. Thus, our customers are critical in their production processes.

It can ensure production continuity without sudden and undesirable interruptions, which is of great importance. The digital transformation process carried out at Ekotek Heating Technologies does not only cover the subjects in the field of technology. Technology and created through it We know that when data is used within purposeful dynamics, it will bring an effective success. In our business processes, we use all the technologies created by technology to reach the maximum potential of our products and to meet the needs of our customers more efficiently.


We take advantage of the opportunities. In this sense, we anticipate that our digital transformation project will add extensive training and skills to our company group. As Ekotek Heating Technologies, we are working to include all our business processes in the "Digital Transformation Project" in order to understand the needs of the customers correctly and to provide the right service as soon as possible. With its 25 years of experience, it has signed long-term collaborations that accelerate its investments in the right technologies and processes.

Ekotek heating technologies that beat and support innovation and flexibility in every field; With this project, it takes its exemplary business status one step further. It aims to create a quality and permanent value for the most basic and valuable resources of life such as clean environment, economic, economical, environmentalist and permanent efficiency.

Ekotek steam boiler and thermal oil heater (hot oil boilers) You are 1-0 ahead in digital transformation with

Control your power with Ekotek technology. Ask for price for optional digital conversion.

- In systems with PLC, you can program the way the machine works as you wish.
- You can get complete system fault information
- You can keep and export the system fault log.
- You can send a message about the system fault information, system variables (temperature, pressure, level, etc.) to the phone numbers determined by the sms module.
- You can send system fault information, system variables (temperature, pressure, level, etc.) to the specified mail accounts.
- The system is simply communicated with the PLC and the computer.
- You can be controlled from the computer. With Modbus RTU (Remote Terminal Unit (Rtu), you are in complete control.
- You can quickly troubleshoot by connecting to the PLC system remotely via internet.
- You can view all the variables in the system (temperature, pressure, level etc.) and on the HMI screen and simply enter the set information.
- You can view instantaneous engine, valve, equipment operation and location information on the HMI screen.
- You can easily monitor the system on the HMI screen and make it easier to intervene in the system.
- You can make the system start and stop automatically in the daily working time interval.
- All temperature, pressure, level data can be displayed graphically and you can record hourly daily weekly data and export them whenever you want.



EKOTEK
Heat Technology

HOT OIL BOILERS THERMAL OIL HEATERS GENERAL INFORMATION ABOUT



Our company is controlled and audited by EKOTEK, Brand registered and ISO 9001:2015 quality management system.

For each product, module b (project) + module f (manufacturing) is certified with CE certificate according to TSE Standard.

Penetrant and radiographic tests are performed by the authorized company for our resources. In our Hot Oil Boilers, serpentine pipe welds are argon welded and subjected to RADIOGRAPHIC test after welding processes.

Welding processes are carried out by certified welders in accordance with approved WPS and WPQRs. Welding processes are subjected to radiographic testing at the rates stipulated by the standards.


The products used in production are all certified materials. Our products are produced in accordance with TS EN 12952-3 Standard and 2014/68/EU Pressure Vessels directive and have CE certificate. Our products are manufactured according to EN288, EN287-1 by using P 265 GH and P 355 GH quality boiler sheet. Our products are manufactured using boiler pipes made of P235GH and higher quality steel in accordance with TS EN 10217-2 norm.10

Hot oil boiler (Thermal Oil Heater)

It is an industrial heating equipment whose source requires a constant heat source and is used where only heat transfers are desired instead of pressure. In this equipment, a thermal fluid is circulated throughout the system for heat transfer to the desired processes. The combustion process heats the thermal fluid, and this fluid carries and gives this heat to the desired fluid to conclude the process. After transportation, this fluid comes back to the thermal fluid heater and this cycle continues. They are heat transfer systems established to create pressure or use the heat obtained from the cycle in the processing system. It is a type of heating system in which heat transfer oils with boiling temperatures ranging from 260°C to 390°C are used in hot oil systems. It is used in many industrial processes. Hot oil boilers are designed by Ekotek heating technologies according to solid, liquid and gas fuel types.

Where are the usage areas?

Hot oil boilers are frequently used in quite different environments due to their high efficiency power. Automotive, ceramics, stationery, plastic industry, textile industry, paper production, oil industry, oil essence production, medical production, pharmaceutical production, chemical waste processing, chemistry, chemical production, paint industry, transportation, road, plastic production, petrochemistry, electricity production, microbiota industry, consumables production



- Textile industry
- Petroleum industry
- Plastic industry
- Tire industry
- Chemical industry
- Paper industry
- Paint industry
- Textile Industry
- Soap and Detergent Industry
- Construction Materials
- Automotive Industry
- Cell battery industry
- Cement
- In petrochemistry
- In the construction materials industry
- In refineries
- Chemical processes
- In the food industry
- In the fertilizer industry
- In rubber products and manufacturing
- In the paper industry
- Woodworking and shaping. It is used in many other places.

- Buy heat transfer oil suitable for your operating degree.
- Chimney fan can be added to the system in solid fuel hot oil boilers. Get information from our company.
- Hot Oil Boilers are used in industries such as Metal and Mineral Processing, Construction Industry, Petroleum and Chemical Industry, Paper and Cardboard Industry, Wood and Forest Products Industry, Food and Beverage Industry, Textile Industry, Soap and Detergent Industry.
- The hot oil works as much as the pressure loss of the system.
- Ekotek Heating Technologies recommends all the accessories and systems that are known for their safety in package system hot boilers.
- Ekotek Heating Technologies 5 types of safety systems are used in all hot oil boilers. All safety systems, including oil temperature, mechanical pressure, digital pressure, combustion safety, chimney temperature controls, as well as boiler oil circulation, are used in double standard packages.
- PLC control system can be added upon request.
- If you want to be in control, you should see our optional options.
- Control your power with Ekotek technology. With optional options; Plc Touch screen controlled, Modbus RTU (Remote Terminal Unit (Rtu)) is completely under your control Ekotek heat technologies designs different combustion systems specially for you.
- WE HAVE MANUFACTURING WITH STOCKER - HELIX, ROTARY GRATE AND PISTON MOVING GRATE.
- Ekotek Heating Technologies recommends all the accessories and burner systems used in Package System Hot Oil Boilers (Thermal Oil Heaters) and burner systems from well-known brands. Please inform our company about the gas pressure coming to the main gas line used by your establishment. When choosing the burner, do not forget to connect a pe max: 300 Mbar gas line or a Pe Max 21 Mbar Regulator to the burner according to the Main Gas pressure. natural gas provider Please verify the information from your company.
- Do not forget to have a ce and tse certified chimney made for natural gas. Do not forget to get a chimney offer suitable for natural gas from our company.

PHOENIX SERIES

100,000 Kcal/h – 10.000.000 Kcal/h heat capacity

HIGH
CAPACITY
HIGH
EFFICIENCY



- Operates at high temperature and low pressure.
- The heat conduction oil used in the system does not cause calcification, sediment, corrosive effect, etc. in the boiler. It can be used for a long time as it does not cause negative effects.
- There is no need to use any conditioning unit in heat conduction oil.
- Under normal conditions, freezing does not occur in the installation.
- The Hot Oil Boiler can also be used as a heating fluid in the production of Steam, Hot Water, Boiling Water.
- Hot oil outlet temperature is controlled by PID controller.
- Hot oil return temperature is controlled by digital thermostats.
- Ekotek Heating Technologies recommends all the accessories and burner systems that are used in Package System Hot Oil Boilers (Thermal Oil Heaters) from brands with known safety, Gas fuel type. Before making the package selection of industrial products, you should definitely notify our company of the gas pressure coming to the main gas line used by your business. When choosing the burner, do not forget to connect a pe max: 300 Mbar gas line or a Pe Max 21 Mbar Regulator to the burner according to the Main Gas pressure. Please confirm the information from your natural gas supplier company.
- PLC control system can be added upon request.
- If you want to be in control, you should definitely see our optional options. Control your power with Ekotek technology. With optional options; Plc Touch screen controlled, Modbus RTU (Remote Terminal Unit Rtu) is completely under your control.

% 100 SAFE , USER-FRIENDLY




Min 116 kW - Max 11628 kW



LIQUID/GAS FUEL THERMAL OIL BOILERS



- Reliable due to low operating pressure.
- Operation and maintenance costs are low.
- Thermal conductivity coefficients of thermal oils are higher than other heating fluids. Due to the high thermal conductivity coefficients, higher heat transfer is provided with less fuel energy.
- It saves fuel thanks to its modern design.
- Necessary security measures were taken by integrating the necessary control and automation equipment into the system.
- Production starts under computer aided design control before each production.



MODEL	CAPACITY			Dimensions									OIL VOLUME	BOILER FLANGES			INSULATION PROPERTIES	RECOM. MIN. CHIMNEY DIMENSIONS ø		APPROXIMATE WEIGHT
														OIL OUTPUT	OIL INLET	EXPANSION		LIQUID FUEL	GAS FUEL	
BİRİM	KCAL/H	KW	MW	A	B	B1	D	H	H1	H2	K	L	LT	DN	DN	DN	MM	øMM	øMM	KG
PHOENIX 100	100.000	116	0,12	1990	890	1050	1090	1550	300	300	180	800	32	40	40	25	100	180	180	375
PHOENIX 150	150.000	174	0,17	2200	890	1050	1090	1550	300	300	200	1000	40	40	40	25	100	225	200	430
PHOENIX 200	200.000	233	0,23	2440	930	1050	1130	1570	300	300	225	1150	65	50	50	25	100	250	225	495
PHOENIX 250	250.000	291	0,29	2600	960	1050	1160	1570	300	300	250	1240	85	50	50	25	100	300	250	590
PHOENIX 300	300.000	349	0,35	2800	960	1050	1160	1570	300	300	300	1400	97	65	65	25	100	300	300	885
PHOENIX 350	350.000	407	0,41	2900	1050	1050	1250	1650	300	300	300	1450	125	65	65	25	100	350	300	1230
PHOENIX 400	400.000	465	0,47	3100	1050	1050	1250	1650	300	300	350	1720	160	65	65	25	100	350	350	1850
PHOENIX 500	500.000	581	0,58	3100	1390	1150	1590	1990	300	300	350	1720	185	80	80	25	100	400	350	2100
PHOENIX 550	550.000	640	0,64	3200	1425	1150	1625	2000	300	300	400	1750	267	80	80	25	100	400	400	2270
PHOENIX 600	600.000	698	0,70	3350	1500	1150	1700	2100	300	300	400	2000	292	80	80	25	100	400	400	2450
PHOENIX 700	700.000	814	0,81	3600	1500	1150	1700	2100	300	300	450	2250	330	80	80	25	100	450	450	2790
PHOENIX 800	800.000	930	0,93	3850	1500	1200	1700	2100	300	300	450	2500	375	100	100	25	100	450	450	3200
PHOENIX 1000	1.000.000	1163	1,16	3850	1690	1200	1890	2300	300	300	500	2500	527	100	100	25	100	500	500	3460
PHOENIX 1250	1.250.000	1453	1,45	4180	1900	1200	2100	2550	350	350	550	2850	725	125	125	25	100	550	550	3950
PHOENIX 1500	1.500.000	1744	1,74	4500	2050	1200	2250	2700	350	350	550	3150	1060	125	125	25	100	600	550	4100
PHOENIX 2000	2.000.000	2326	2,33	5150	2210	1200	2410	2960	350	350	650	3700	1360	150	150	25	100	700	650	4450
PHOENIX 2500	2.500.000	2907	2,91	5600	2300	1300	2500	3100	350	350	700	4100	1520	150	150	25	100	750	700	5100
PHOENIX 3000	3.000.000	3488	3,49	6310	2530	1300	2730	3200	350	350	750	4850	1770	200	200	25	100	800	750	5750
PHOENIX 3500	3.500.000	4070	4,07	6600	2650	1300	2850	3400	350	350	850	5000	1890	200	200	25	100	850	800	6000
PHOENIX 4000	4.000.000	4651	4,65	6815	2800	1300	3000	3550	400	400	850	5350	2050	200	200	25	100	1000	850	6250
PHOENIX 5000	5.000.000	5814	5,81	7675	2930	1400	3130	3700	400	400	1000	6200	2350	200	200	25	100	1100	1000	6810
PHOENIX 6000	6.000.000	6977	6,98	8150	3150	1400	3350	3950	400	400	1100	6700	2650	200	200	25	100	1200	1100	7370
PHOENIX 7000	7.000.000	8140	8,14	8300	3250	1400	3450	4050	400	400	1100	6850	2960	250	250	25	100	1200	1100	8150
PHOENIX 8000	8.000.000	9302	9,30	8350	3400	1400	3600	4100	400	400	1200	6900	3150	250	250	25	100	1300	1200	9050
PHOENIX 9000	9.000.000	10465	10,47	8500	3600	1400	3800	4250	400	400	1200	7050	3450	250	250	25	100	1300	1200	10200
PHOENIX 10000	10.000.000	11628	11,63	8750	3600	1400	3800	4250	400	400	1200	7200	3800	300	300	25	100	1300	1200	12700

EKOTEK HEAT TECHNOLOGIES HAVE THE RIGHT TO MAKE CHANGES IN STANDARDS, DESIGNS, VS, DIMENSIONS, WEIGHTS AND MODELS WITHOUT NOTICE.

NOTE: The recommended chimney diameter is calculated as an average of 400 m altitude. The diameter of the chimney is the minimum size and may vary.

THE SYSTEM WORKS AS MUCH AS PRESSURE LOSSES, SO THE DATA IN THE TABLE VARY DEPENDING ON PRODUCTION AND INSTALLATION.

DRAGON SERIES

80.000 Kcal/h- 10.000.000 Kcal/h heat capacity

HIGH
CAPACITY
HIGH
EFFICIENCY



- It works at high temperature and low pressure.
- Package system and assembly can be done in our hot oil boilers. Please contact our company.
- The heat transfer oil used in the system will not cause calcification, calcification, etc. in the boiler. It can be used for a long time as it does not cause negative effects.
- There is no need to use any conditioning unit in heat conduction oil.
- Under normal conditions, freezing does not occur in the installation.
- The Hot Oil Boiler can also be used as a heating fluid in the production of Steam, Hot Water, Boiling Water.
- Hot oil outlet temperature is controlled by PID controller.
- Hot oil return temperature is controlled by digital thermostats.
- Ekotek Heating Technologies recommends all the accessories and systems that are known for their safety in the package system hot boilers.
- Ekotek Heating Technologies 5 types of safety systems are used in all hot oil boilers. All safety systems, including oil temperature, mechanical pressure, digital pressure, combustion safety, chimney temperature controls, as well as boiler oil circulation, are used in double standard packages.
- PLC control system can be added upon request.
- If you want to be in control, you should definitely see our optional options. Control your power with Ekotek technology. With optional options; Plc Touch screen controlled, Modbus RTU (Remote Terminal Unit Rtu) completely under your control
- Ekotek heat technologies designs different combustion systems specially for you. WE HAVE STOCKER - SPIRAL HELIX , ROTARY GRATE AND PISTON MOVING GRATE MANUFACTURING.
- Our boilers are designed for minimum 4.500 kcal/h (flame temperature 1200 C°) fuel. Please contact our company to burn lower calorie fuel.

% 100 SAFE , USER-FRIENDLY



Min 93 kW - Max 11628 kW

SOLID FUEL 3 PASS HOT OIL BOILERS- THERMAL OIL HEATER



- Thanks to the thermal oil used instead of water in the installation, it does not leave any residue and has no corrosive effect.
- Operation and maintenance costs are low.
- Its thermal conductivity coefficients are higher than other fluids.
- Due to the high thermal conductivity coefficients, higher heat transfer is achieved with less fuel energy.
- Necessary safety measures have been taken by integrating the necessary control and automation equipment in the system.
- It saves fuel thanks to its modern design.
- Before each production, production starts under the control of computer-aided design.
- For systems that burn pellets, powder fuel, wood chips, etc. for different fuel types, please contact us!



MODEL	CAPACITY			Dimensions									OIL VOLUME	BOILER FLANGES			FUEL TANK CAPACITY		INSULATION PROPERTIES	RECOM. MIN. CHIMNEY DIMENSIONS Ø	APPROXIMATE WEIGHT
														OIL OUTPUT	OIL INLET	EXPANSION	COAL	OLIVE POMEANNE			
BIRIM	KCAL/H	KW	MW	A	B	C	D	H	H1	K	L	LT	DN	DN	DN	KG	KG	MM	ØMM	KG	
DRAGON 80A	80.000	93	0,09	1000	850	1050	750	1750	650	200	800	68	40	40	25	150	125	100	200	500	
DRAGON 100A	100.000	116	0,12	1060	920	1120	750	1750	650	225	860	75	40	40	25	150	125	100	225	590	
DRAGON 150A	150.000	174	0,17	1110	1000	1200	750	1750	650	250	910	100	40	40	25	150	125	100	250	885	
DRAGON 200A	200.000	233	0,23	1385	1050	1250	900	2050	650	300	1185	140	50	50	25	200	175	100	300	1230	
DRAGON 250A	250.000	291	0,29	1460	1300	1500	900	2175	700	350	1260	350	50	50	25	200	175	100	350	1850	
DRAGON 300A	300.000	349	0,35	1790	1500	1700	900	2500	700	350	1590	430	65	65	25	200	175	100	350	2100	
DRAGON 350A	350.000	407	0,41	1910	1500	1700	900	2640	750	400	1610	580	65	65	25	200	175	100	400	2450	
DRAGON 400A	400.000	465	0,47	2210	1500	1700	900	2940	750	450	1910	630	65	65	25	200	175	100	450	2790	
DRAGON 500A	500.000	581	0,58	2210	2050	2250	900	2940	750	450	1910	675	80	80	25	200	175	100	450	3200	
DRAGON 600A	600.000	698	0,70	2250	2150	2350	900	3050	800	500	1950	750	80	80	25	200	175	100	500	3460	
DRAGON 700A**	700.000	814	0,81	2600	2150	2350	900	3400	800	550	2300	875	80	80	25	400	350	100	550	3950	
DRAGON 800A**	800.000	930	0,93	2800	2300	2400	900	3600	800	550	2500	950	100	100	25	400	350	100	550	4100	
DRAGON 1000A**	1.000.000	1163	1,16	3050	2390	2590	900	3870	850	600	2750	1250	100	100	25	400	350	100	600	4450	
DRAGON 1250A**	1.250.000	1453	1,45	3650	2390	2590	900	4350	850	650	3350	1650	125	125	25	400	350	100	650	5100	
DRAGON 1500A**	1.500.000	1744	1,74	3850	2550	3090	900	4530	850	700	3550	2000	125	125	25	400	350	100	700	5750	
DRAGON 2000A**	2.000.000	2326	2,33	4250	3000	3200	900	4950	850	800	3950	2200	150	150	25	600	525	100	800	6250	
DRAGON 2500A**	2.500.000	2907	2,91	4415	3400	3600	900	5000	850	900	4015	2750	150	150	25	600	525	100	900	6810	
DRAGON 3000A**	3.000.000	3488	3,49	4650	3600	3800	900	5350	850	1000	4300	2900	200	200	25	600	525	100	1000	7370	
DRAGON 4000A**	4.000.000	4651	4,65	4915	3600	3800	900	6315	1400	1100	4600	3250	200	200	25	800	700	100	1100	8400	
DRAGON 5000A**	5.000.000	5814	5,81	5750	3700	3950	900	7350	1600	1200	5350	4658	200	200	25	800	700	100	1200	9350	
DRAGON 6000A**	6.000.000	6977	6,98	6100	3700	3950	900	7850	1750	1300	5700	5685	200	200	25	800	700	150	1300	11200	
DRAGON 8000A**	8.000.000	9302	9,30	7050	3800	4050	1000	8900	1850	1600	6600	6750	250	250	25	800	700	150	1600	13800	
DRAGON 10000A**	10.000.000	11628	11,63	7700	3900	4150	1000	9700	2000	1800	7200	7350	300	300	25	800	700	150	1800	16000	

** IT CAN MANUFACTURED AS ROTATING GRATE OR MOVING PISTON GRATE
 **DIMENSIONS MAY VARY DEPENDING ON THE PROJECT ON OUR ROTATING GRATE AND MOVING GRATE MODELS.
 EKOTEK HEAT TECHNOLOGIES HAVE THE RIGHT TO MAKE CHANGES IN STANDARDS, DESIGNS, VS. DIMENSIONS, WEIGHTS AND MODELS WITHOUT NOTICE.
 NOTE: The recommended chimney diameter is calculated as an average of 400 m altitude.
 The diameter of the chimney is the minimum size and may vary.
 STOKER SECTION MAY VARY DEPENDING ON THE CAPACITY OF THE PRODUCT IN SOLID FUEL PRODUCTS.
 THE SYSTEM WORKS AS MUCH AS PRESSURE LOSSES, SO THE DATA IN THE TABLE VARY DEPENDING ON PRODUCTION AND INSTALLATION.

ALBATROS SERIES

100,000 Kcal/h – 10.000.000 Kcal/h heat capacity

HIGH
CAPACITY
HIGH
EFFICIENCY



- Operates at high temperature and low pressure.
- The heat conduction oil used in the system does not cause calcification, residue, corrosive effect, etc. in the boiler. It can be used for a long time as it does not cause negative effects.
- There is no need to use any conditioning unit in heat conduction oil.
- Under normal conditions, freezing does not occur in the installation.
- The Hot Oil Boiler can also be used as a heating fluid in the production of Steam, Hot Water, Boiling Water.
- Hot oil outlet temperature is controlled by PID controller.
- Hot oil return temperature is controlled by digital thermostats.
- It has an ergonomic design that can be used in horizontal areas or vertical application areas to the system.
- Ekotek heating technologies Albatros series, which is one of its original designs, is a marine type thermal oil heater in areas where heat power is needed.
- Ekotek Heating Technologies recommends all the accessories and burner systems used in Package System Hot Oil Boilers (Thermal Oil Heaters) and burner systems of known brands. When choosing the burner, do not forget to connect a pe max: 300 Mbar gas line or a Pe Max 21 Mbar Regulator to the burner according to the Main Gas pressure. Please confirm the information from your natural gas supplier company.
- PLC control system can be added upon request.
- If you want to be in control, you should definitely see our optional options. Control your power with Ekotek technology. With optional options; Plc Touch screen controlled, Modbus RTU (Remote Terminal Unit Rtu) completely under your control

% 100 SAFE , USER-FRIENDLY



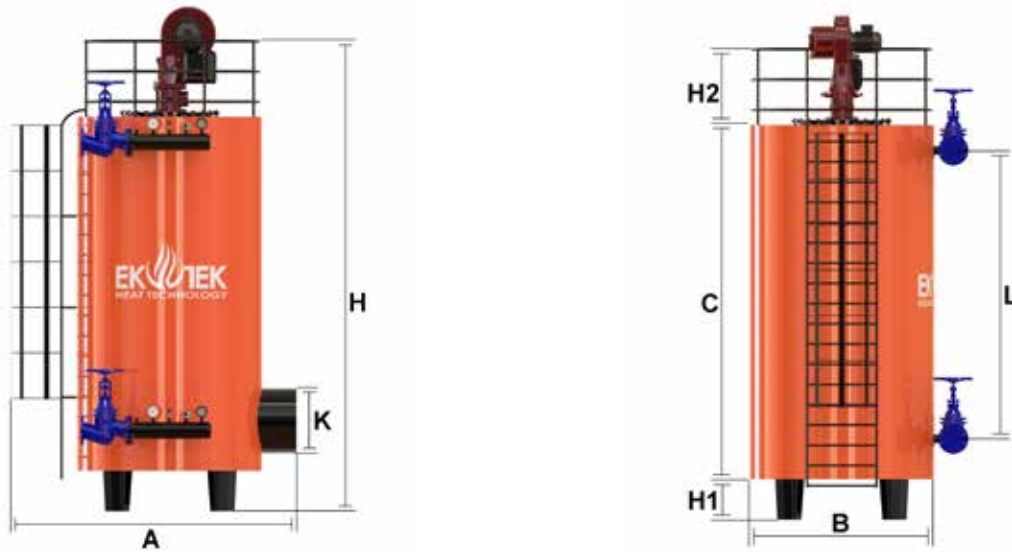
Min 116 kW - Max 11628 kW



LIQUID/GAS FUEL HOT OIL BOILERS- THERMAL OIL HEATER



- Reliable thanks to its low working pressure.
- Operation and maintenance costs are low.
- Thermal conductivity coefficients of hot oils are higher than other heating fluids. Thanks to its high thermal conductivity coefficients, higher heat transfer is achieved with less fuel energy.
- It saves fuel thanks to its modern design.
- Necessary security measures were taken by integrating the necessary control and automation equipment into the system.
- Production starts under computer aided design control before each production.



MODEL	CAPACITY			Dimensions								OIL VOLUME	BOILER FLANGES			INSULATION PROPERTIES	RECOM. MIN. CHIMNEY DIMENSIONS ø		APPROXIMATE WEIGHT
													OIL OUTPUT	OIL INLET	EXPANSION		LIQUID FUEL	GAS FUEL	
BİRİM	KCAL/H	KW	MW	A	B	C	H	H1	H2	K	L	LT	DN	DN	DN	MM	øMM	øMM	KG
ALBATROS 100	100.000	116	0,12	2090	1090	990	1990	400	600	180	800	32	40	40	25	100	180	180	375
ALBATROS 150	150.000	174	0,17	2090	1090	1200	2200	400	600	200	1000	40	40	40	25	100	225	200	430
ALBATROS 200	200.000	233	0,23	2130	1130	1440	2440	400	600	225	1150	65	50	50	25	100	250	225	495
ALBATROS 250	250.000	291	0,29	2160	1160	1600	2600	400	600	250	1240	85	50	50	25	100	300	250	590
ALBATROS 300	300.000	349	0,35	2160	1160	1800	2800	400	600	300	1400	97	65	65	25	100	300	300	885
ALBATROS 350	350.000	407	0,41	2250	1250	1900	2900	400	600	300	1450	125	65	65	25	100	350	300	1230
ALBATROS 400	400.000	465	0,47	2250	1250	2100	3100	400	600	350	1720	160	65	65	25	100	350	350	1850
ALBATROS 500	500.000	581	0,58	2590	1590	2100	3100	400	600	350	1720	185	80	80	25	100	400	350	2100
ALBATROS 550	550.000	640	0,64	2625	1625	2200	3200	400	600	400	1750	267	80	80	25	100	400	400	2270
ALBATROS 600	600.000	698	0,70	2700	1700	2350	3350	400	600	400	2000	292	80	80	25	100	400	400	2450
ALBATROS 700	700.000	814	0,81	2700	1700	2600	3600	400	600	450	2250	330	80	80	25	100	450	450	2790
ALBATROS 800	800.000	930	0,93	2700	1700	2850	3850	400	600	450	2500	375	100	100	25	100	450	450	3200
ALBATROS 1000	1.000.000	1163	1,16	2890	1890	2850	3850	400	600	500	2500	527	100	100	25	100	500	500	3460
ALBATROS 1250	1.250.000	1453	1,45	3200	2100	3180	4180	400	600	550	2850	725	125	125	25	100	550	550	3950
ALBATROS 1500	1.500.000	1744	1,74	3350	2250	3500	4500	400	600	550	3150	1060	125	125	25	100	600	550	4100
ALBATROS 2000	2.000.000	2326	2,33	3510	2410	4150	5150	400	600	650	3700	1360	150	150	25	100	700	650	4450
ALBATROS 2500	2.500.000	2907	2,91	3600	2500	4600	5600	400	600	700	4100	1520	150	150	25	100	750	700	5100
ALBATROS 3000	3.000.000	3488	3,49	3830	2730	5310	6310	400	600	750	4850	1770	200	200	25	100	800	750	5750
ALBATROS 3500	3.500.000	4070	4,07	3950	2850	5600	6600	400	600	850	5000	1890	200	200	25	100	850	800	6000
ALBATROS 4000	4.000.000	4651	4,65	4100	3000	5815	6815	400	600	850	5350	2050	200	200	25	100	1000	850	6250
ALBATROS 5000	5.000.000	5814	5,81	4250	3150	6675	7675	400	600	1000	6200	2350	200	200	25	100	1100	1000	6810
ALBATROS 6000	6.000.000	6977	6,98	4400	3300	7150	8150	400	600	1100	6700	2650	200	200	25	100	1200	1100	7370
ALBATROS 7000	7.000.000	8140	8,14	4500	3400	7300	8300	400	600	1100	6850	2960	250	250	25	100	1200	1100	8150
ALBATROS 8000	8.000.000	9302	9,30	4700	3600	7350	8350	400	600	1200	6900	3150	250	250	25	100	1300	1200	9050
ALBATROS 9000	9.000.000	10465	10,47	4900	3800	7500	8500	400	600	1200	7050	3450	250	250	25	100	1300	1200	10200
ALBATROS 10000	10.000.000	11628	11,63	4900	3800	7750	8750	400	600	1200	7200	3800	300	300	25	100	1300	1200	12700

EKOTEK HEAT TECHNOLOGIES HAVE THE RIGHT TO MAKE CHANGES IN STANDARDS, DESIGNS, VS. DIMENSIONS, WEIGHTS AND MODELS WITHOUT NOTICE.

NOTE: The recommended chimney diameter is calculated as an average of 400 m altitude. The diameter of the chimney is the minimum size and may vary.

THE SYSTEM WORKS AS MUCH AS PRESSURE LOSSES, SO THE DATA IN THE TABLE VARY DEPENDING ON PRODUCTION AND INSTALLATION.

STAINLESS CHIMNEY

HIGH
CAPACITY
HIGH
EFFICIENCY

SINGLE WALL STAINLESS STEEL CHIMNEY SYSTEMS

They are stainless steel chimney systems used in the building shaft for solid, liquid and gaseous fuels. If there is an application for the shaft, there is no need to apply insulation to the flue remaining in the shaft. The vertical load is carried on the wall stand or the main carrier stand and the modules are connected with flue clamps. Our chimneys are produced in high quality with continuous TIG/WIG welding. It provides easy and reliable mounting with bell plug and flue clamp in negative pressure conditional systems. In positive pressure systems, sealing is ensured with a specially produced gasket inside the muff.



DOUBLE WALL STAINLESS STEEL CHIMNEY SYSTEMS

The Double Walled Stainless Steel Chimney System is used for outdoor and inside shaft/indoor applications where necessary. The inner wall is made of the highest quality AISI 316 L stainless steel, and the material thickness of the wall is variable according to the system specifications. 30mm or 50mm Rockwool Insulation is applied between the main waste gas modules and the outer wall, again according to the system specifications. The outer wall can be made with materials such as Galvanized - Aluminum - 430 Steel - 304 Stainless steel due to variables such as the system to be used, the application location, and the environment. Chimney manufactures 23 different sizes between 100 mm diameter and 1200 mm diameter, all in its own facilities. It forms the main body of the chimney, produced with superior cord press technology. Each module is mounted on the chimney by calculating the building height. Again, each module has been designed by increasing the strength with a special press technology designed to carry the complete chimney alone. Full wrapping is provided by opening the special flange mouth. In assembly, special sealed clamps are used between each module and its by-products.

Technical Specifications
Material Used Angle: 1.4301-1.4401 Stainless Steel (316 L)-
15°-30°-45°-60°-75°-87°-90°
Dimensions: Ø 100~1200mm h: 500 ~600 mm
Sheet Thickness: 0.40 ~ 3mm
Pressure Classes: N1 - P1 - H2
Connection Type: Clamped - Gasketed - Muffled
Corrosion Class: Vm
Welding Type: Continuous: TIG



90° ELBOW

The friction in the chimneys is important. manufactures two different types of elbows, fixed knuckle and movable knuckle. Movable knuckle elbow modules, one of the most important products produced, are assembled using a universal system and a special flange clamp system. Each node of the elbows, for which special calculation methods are used, can be narrowed or widened by turning them during assembly, if desired. In this way, since the gases coming out of the chimney do not collide with the flange system outward after installation, the waste gas reaches the atmosphere with minimum friction - maximum speed. After the clamps are tightened, the module becomes stronger than the welded modules and gains strength.

Technical Specifications:
Material Used: 1.4301-1.4401 Stainless Steel (316 L)
Dimensions: Ø 100~1200mm h: 500~1250mm
Sheet Thickness: 0.40 ~ 3mm
Pressure Classes: N1 - P1
Connection Type: Clamped - Gasketed - Muffled
Corrosion Class: Vm
Welding Type: Continuous TIG



CYCLONE AND MULTICYCLONE FILTER



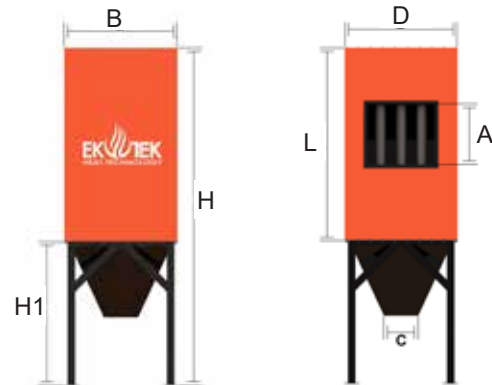
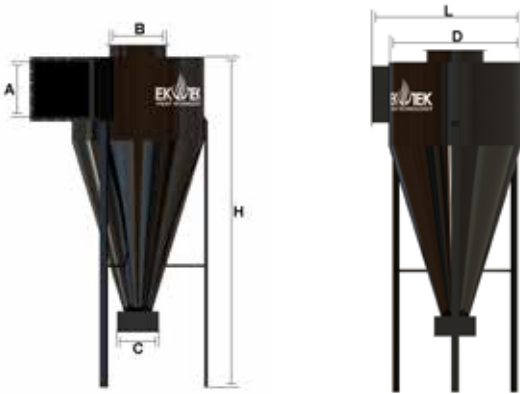
GENERAL INFORMATION AND MATERIAL QUALITY

- Our company is controlled and audited by EKOTEK, Brand registered and ISO 9001:2015 quality management system.
- Welding processes are carried out by certified welders in accordance with approved WPS and WPQRs.
- The products used in production are all certified materials.
- Our products are manufactured according to EN288, EN287-1 using S 235 JR quality sheet metal.
- The dusty gas entering the cyclone tangentially at high speed from the cyclone inlet is given a helical flow form by means of the cyclone construction, allowing the particles with higher density than the carrier medium to be directed to the cyclone walls by centrifugal force.
- Particles that lose their inertia due to the sudden speed change in the cyclone flow through the cyclone wall and flow into the lower conical collection bunker. As a result of this mechanism, the gas, which has been purified from the dust it contains, is given out from the upper part of the cyclone through the outlet pipe in the center of the cyclone.
- It can be manufactured from S 235 JR quality material or Cr -Ni stainless material in various thicknesses depending on the abrasive feature of the dust particle.

- It is generally used to hold ash and soot formed as a result of the combustion of solid fuels, especially lignite coal, in fuel boilers.
- It is used in flue gas washing and filtering systems for the purpose of keeping and separating the particles in the flue ash and soot containing flue gases.
- Thanks to the cyclone filter design made according to the characteristic features of the dust particles to be separated, the filter efficiency of the cyclones is maximized and an effective filtering process is achieved.
- Cyclone filter design is made by considering various parameters such as the density of the dust particle to be filtered and the particle size.

% 100 SAFE , USER-FRIENDLY

- Classic cyclones are specially designed and manufactured for any capacity and any type of gas.
- In the cyclone filters, the solid phase dust particles that come to the cyclone by being dragged in the air flow are separated from the air by the effect of the centrifugal force created in the cyclone filter and filtered. It has an average of 80% dust retention compared to the particles that may come out of the chimney, according to the fuel used, boiler temperature, and the variations according to the ambient conditions, compared to the chimneys without cyclone filter.
- Our cyclone filter productions can be optionally used in all kinds of boilers.



MODEL	CAPACITY	Dimensions						APPROXIMATE WEIGHT
		BİRİM	ØMM	A	B	C	D	
EKO CYCLONE 50	500	170	160	175	500	900	250	75
EKO CYCLONE 62,5	625	200	170	175	625	1150	250	90
EKO CYCLONE 72	720	200	220	200	720	1350	250	105
EKO CYCLONE 84	840	250	280	200	840	1500	350	130
EKO CYCLONE 100	1000	300	325	250	1000	1600	350	160
EKO CYCLONE 115	1150	400	400	250	1150	1700	350	185
EKO CYCLONE 125	1250	500	500	300	1250	1850	400	200
EKO CYCLONE 150	1500	600	625	300	1500	1975	400	230
EKO CYCLONE 175	1750	750	750	500	1750	2400	500	375
EKO CYCLONE 200	2000	1000	1000	600	2000	2750	500	460
EKO CYCLONE 240	2400	1200	1200	750	2400	3250	500	610

MODEL	CAPACITY	Dimensions							APPROXIMATE WEIGHT
		BİRİM	ØMM	A	B	C	D	H	
EKO MULTICYCLONE 1	500	500	1000	350	1000	1500	500	1000	130
EKO MULTICYCLONE 2	750	750	1750	350	1250	2000	750	1250	285
EKO MULTICYCLONE 3	1000	1000	2350	500	1500	2500	1000	1500	350
EKO MULTICYCLONE 4	1250	1250	2750	500	1500	3000	1250	1750	575
EKO MULTICYCLONE 5	1500	1500	3250	500	1750	3500	1500	2000	650
EKO MULTICYCLONE 6	2000	2000	3500	600	2250	4000	2000	2000	750
EKO MULTICYCLONE 7	2500	2500	3500	600	3000	4500	2250	2250	950

EKOTEK HEAT TECHNOLOGIES HAVE THE RIGHT TO MAKE CHANGES IN STANDARDS, DESIGNS, VS. DIMENSIONS, WEIGHTS AND MODELS WITHOUT NOTICE.

EKOTEK HEAT TECHNOLOGIES HAVE THE RIGHT TO MAKE CHANGES IN STANDARDS, DESIGNS, VS. DIMENSIONS, WEIGHTS AND MODELS WITHOUT NOTICE.

WATER FILTER

HIGH
CAPACITY
HIGH
EFFICIENCY



GENERAL INFORMATION AND MATERIAL QUALITY

- Our company is controlled and audited by EKOTEK, Brand registered and ISO 9001:2015 quality management system. It complies with TSE standards.
- Welding processes are carried out by certified welders in accordance with approved WPS and WPQRs.
- The products used in production are all certified materials.
- By using wet flue filters at the flue outlets of high-capacity boilers. The particles in the air to be thrown out are washed and further reduced.
- As the incoming flue gas passes through the expanding flue filter chamber, it encounters the water spraying from the nozzles.
- Pressurized water is sprayed on the flue gas, allowing the particles to be washed.
- The nozzles pulverize the water and provide filtering as a result of the encountering of harmful particles and institutions carried in the smoke.
- As the water sprayed in the water system flue filter falls down, it is polluted by holding particles and soot. Contaminated water accumulates in the chamber and is discharged from the drain below.
- In order for the water system chimney filters to work efficiently and to provide the required values in the measurements, they must be designed in certain proportions and widths, and spray a sufficient amount of water.
- The watery chimney filters we manufacture are an indispensable solution for a cleaner air release into the atmosphere in apartments, restaurants, factories, residences, and any area where solid fuels are used.
- 316L CHROME NICKEL Stainless material is used in our water filter manufacturing.

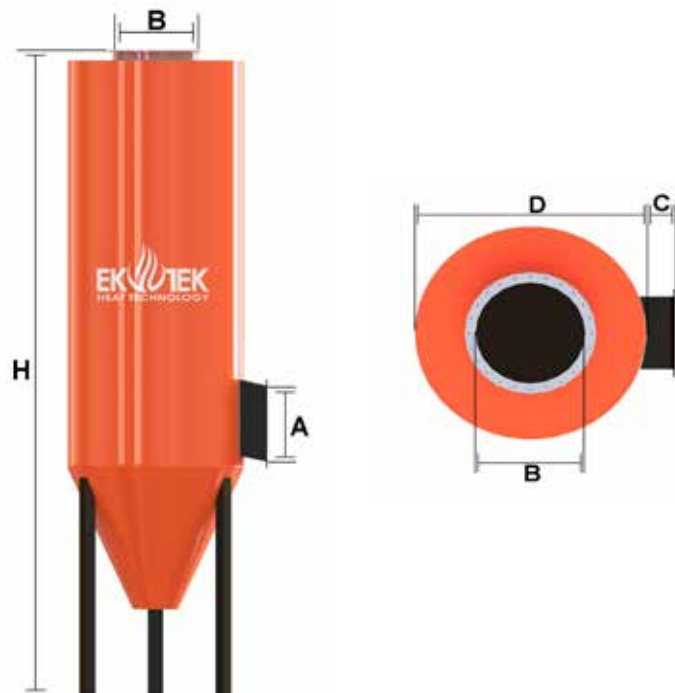
- Since it regulates the carbon dioxide rate, it keeps the air 90% clean.
- It keeps the environment clean as it keeps the ash, soot and particles in the smoke.
- Water consumption is minimal.

% 100 SAFE , USER-FRIENDLY

- It can be manufactured in all our boilers upon request.
- Before our production, necessary calculations and designs are made and then the production is started.
- Easy to install and maintain.


MODEL	CAPACITY	Dimensions					APPROXIMATE WEIGHT
		A	B	C	D	H	
BIRIM	M ³						KG
EKO SDF 50	500	160	160	250	500	2250	310
EKO SDF 62,5	625	170	170	250	625	2350	475
EKO SDF 72	720	220	220	250	720	2600	540
EKO SDF 84	840	280	280	250	840	3000	730
EKO SDF 100	1000	325	325	250	1000	3300	870
EKO SDF 115	1150	400	400	250	1150	3950	950
EKO SDF 125	1250	600	600	300	1250	4350	1050
EKO SDF 150	1500	625	625	300	1500	5150	1260
EKO SDF 175	1750	750	750	300	1750	6050	1400
EKO SDF 200	2000	1000	1000	300	2000	6900	1675
EKO SDF 240	2400	1200	1200	500	2400	8250	2450
EKO SDF 300	3000	1500	1500	500	3000	10000	3200

EKOTEK HEAT TECHNOLOGIES HAVE THE RIGHT TO MAKE CHANGES IN STANDARDS, DESIGNS, VS, DIMENSIONS, WEIGHTS AND MODELS WITHOUT NOTICE.



ECO ECONOMIZER

HIGH
CAPACITY
HIGH
EFFICIENCY



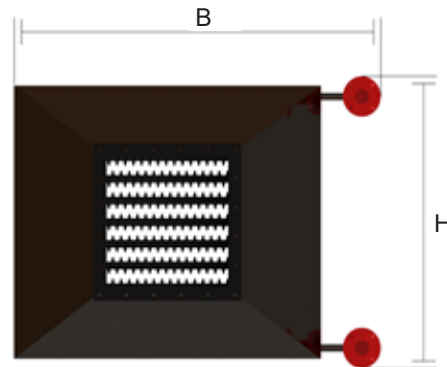
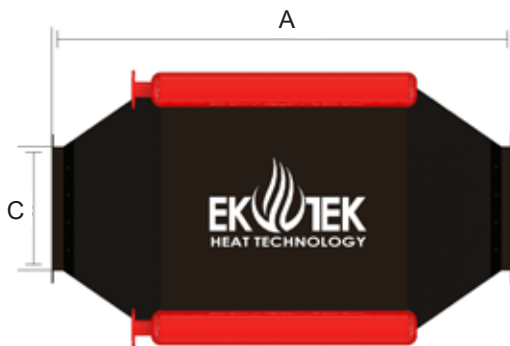
GENERAL INFORMATION AND MATERIAL QUALITY

- Our company is controlled and audited by EKOTEK, Brand registered and ISO 9001:2015 quality management system.
- Welding processes are carried out by certified welders in accordance with approved WPS and WPQRs.
- The products used in production are all certified materials.
- Our products are manufactured according to EN288, EN287-1 using S235JR quality sheet metal.
- Our products are manufactured using boiler pipes made of P235GH and higher quality steel in accordance with TS EN 10217-2 norm.
- As Ekotek heat technologies, we offer important advantages to your business with our expert solutions in energy saving.
- Ekotek Heating Technologies has proven itself with its domestic and international sales, which has adopted the principle of working with quality and customer focus in the heating sector with its experienced employees.
- Ekotek economizers make use of the waste heat of the flue gases; They are the devices that provide the heating of the feed water, the hot air needs and the domestic hot water needs.
- Economizer indoor unit is optionally manufactured from 316 L stainless seamless pipes.

- It provides maximum energy saving with its high heat transfer.
- Thanks to its flanged connection, it provides easy adaptation to the mounting location.
- It goes through quality control at every stage of production.
- Our economizer models are designed to provide maximum heat transfer with finned pipes.

% 100 SAFE , USER-FRIENDLY

- To benefit from the energy of the flue gas by cooling it to a temperature where it cannot corrode, and thus to provide maximum fuel savings by keeping the boiler thermal efficiency at a high value; It is designed to make maximum use of heat conduction.
- It adapts to its environment with its aesthetic appearance.
- It provides ease of use with its dimensions suitable for your business.
- It can be easily cleaned with its suitable manufacturing



MODEL	CAPACITY	BOILER CAPACITY TO BE USED	Dimensions				SMOKE INPUT-OUTPUT TEMPERATURE	FEED WATER INLET-OUTPUT TEMPERATURE	WATER FLOW	ECONOMIZER FLANGERS		APPROXIMATE WEIGHT
										WATER INLET	WATER OUTPUT	
BİRİM	KCAL/H	KCAL/H	A	B	C	H	°C	°C	KG/H			
EKONOMİZER -1	65.000	1.000.000	1170	1065	300 x 300	870	240/130	102/135	2000	20	20	1400
EKONOMİZER -2	125.000	2.000.000	1270	1275	350 x 350	1220	240/130	102/135	4000	25	25	2000
EKONOMİZER -3	200.000	3.000.000	1470	1275	400 x 400	1430	240/130	102/135	6000	32	32	2400
EKONOMİZER -4	255.000	4.000.000	1670	1625	500 x 500	1515	240/130	102/135	8000	40	40	2800
EKONOMİZER -5	320.000	5.000.000	1770	1625	550 x 550	1915	240/130	102/135	10000	40	40	3300
EKONOMİZER -6	375.000	6.000.000	1870	1625	600 x 600	2300	240/130	102/135	12000	40	40	4000
EKONOMİZER -8	500.000	8.000.000	2070	1910	700 x 700	2445	240/130	102/135	16000	50	50	5000
EKONOMİZER -10	650.000	10.000.000	2270	2325	800 x 800	2350	240/130	102/135	19000	50	50	6200
EKONOMİZER -12	750.000	12.000.000	2470	2325	900 x 900	2880	240/130	102/135	22000	65	65	6500
EKONOMİZER -15	900.000	15.000.000	2670	2325	1000 x 1000	3450	240/130	102/135	28000	80	80	7200

EKOTEK HEAT TECHNOLOGIES HAVE THE RIGHT TO MAKE CHANGES IN STANDARDS, DESIGNS, VS, DIMENSIONS, WEIGHTS AND MODELS WITHOUT NOTICE.

TRANSFORM SERIES

125.000 Kcal/h – 2.000.000 Kcal/h Heat capacity

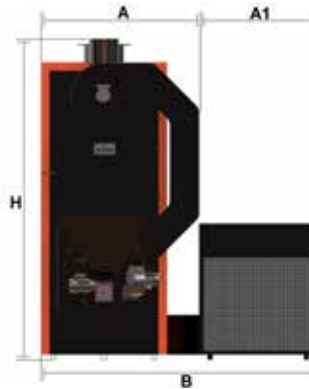


SOLID FUEL HOT AIR BOILER

GENERAL INFORMATION AND MATERIAL QUALITY

- Our company is controlled and audited by EKOTEK, Brand registered and ISO 9001:2015 quality management system.
- Welding processes are carried out by certified welders in accordance with approved WPS and WPQRs.
- The products used in production are all certified materials.
- Our products have been produced in accordance with the 2014/68/EU Pressure Vessels directive and have a CE certificate.
- Our products are manufactured according to EN288, EN287-1 using S 235 JR quality boiler sheet.
- Our products are manufactured using boiler pipes made of P235GH and higher quality steel in accordance with TS EN 10217-2 norm.
- Combustion chamber and first pass pipes will be made of stainless material, other parts will be made of S 235 JR black sheet. Insulation 100mm rock wool (Our boiler is 4-pass, automatic loading) (The furnace design is made of partly cast iron.)
- Our boilers are designed for minimum 4.500 kcal/h (flame temperature 1200 C°) fuel. Please contact our company to burn lower calorie fuel..

- Lignite coal, olive pomace, Pine cone, PELET etc. to be used in all areas where hot air is needed. They are high efficiency boilers that can burn granular fuels; Factory, Greenhouse, Hangars, Sports Halls, Chicken Farm as well as Pine Nuts, Figs, Cotton, Timber etc. It is designed to be used for drying products.
- Thanks to its 4-pass design, it distributes the heat obtained equally to all surfaces, providing maximum heat transfer and fuel savings.
- Our boilers do not cause noise pollution with their silent operation.
- Air sent to the primary with the help of a fan; It provides a controlled and clean smokeless combustion.
- Our products, with a capacity range of 100,000 Kcal/h - 2,000,000 Kcal/h, have a high temperature resistant combustion chamber and a cast iron furnace.
- More heating is provided with less fuel.
- By keeping the desired air temperature constant with the thermostat control, fuel savings are maximized.
- Thanks to the Turbo Fan system, secondary combustion is ensured and it provides 20-40% savings in fuel.



MODEL	CAPACITY		Dimensions											FAN FLOW	FUEL TANK CAPACITY		RECOM. MIN. CHIMNEY DIMENSIONS ^a	APPROXIMATE WEIGHT
															COAL	OLIVE POMANCE		
BIRIM	KCAL/H	KW	MW	A	A1	B	C	D	E	H	L	L1	L2	M3/H	KG	KG	øMM	KG
TRANSFORM 100A	125.000	116	0,12	900	700	1600	2750	300	250	2250	800	1650	1100	13000	240	210	225	1200
TRANSFORM 150A	250.000	174	0,17	1050	800	1850	2750	350	250	2400	800	1650	1100	19000	240	210	250	1400
TRANSFORM 200A	350.000	232	0,23	1150	800	1950	3000	350	300	2450	1000	1900	1100	19000	240	210	300	1700
TRANSFORM 250A	500.000	290	0,29	1250	950	2200	3350	400	300	2750	1000	2000	1350	23000	240	210	350	2250
TRANSFORM 300A	650.000	348	0,35	1250	1150	2400	3500	400	300	2750	1100	2150	1350	27000	300	260	350	2800
TRANSFORM 400A	750.000	465	0,47	1400	1250	2650	3650	450	350	3000	1200	2300	1350	28000	300	260	450	3400
TRANSFORM 500A	1.000.000	581	0,58	1400	1400	2800	3650	450	350	3350	1200	2300	1350	38000	300	260	450	3900
TRANSFORM 600A	1.250.000	697	0,70	1400	1600	3000	3950	500	400	3450	1500	2700	1450	39000	300	260	500	4600
TRANSFORM 700A*	1.500.000	813	0,81	1500	1600	3100	4100	550	400	3450	1600	2850	1450	39000	400	350	550	5250
TRANSFORM 800A*	1.750.000	930	0,93	1500	1700	3200	4300	550	450	3450	1800	3100	1600	43000	400	350	550	6000
TRANSFORM 1000A*	2.000.000	1162	1,16	1800	1800	3600	4450	600	500	4000	1850	3250	1600	59000	400	350	600	7100

EKOTEK HEAT TECHNOLOGIES HAVE THE RIGHT TO MAKE CHANGES IN STANDARDS, DESIGNS, VS, DIMENSIONS, WEIGHTS AND MODELS WITHOUT NOTICE.

NOTE: The recommended chimney diameter is calculated as an average of 400 m altitude. The diameter of the chimney is the minimum size and may vary.

FAST SERIES

125.000 Kcal/h – 2.500.000 Kcal/h Heat capacity

HIGH
CAPACITY
HIGH
EFFICIENCY



LIQUID /GAS FUEL HOT AIR BOILERS



GENERAL INFORMATION AND MATERIAL QUALITY


- Our company is controlled and audited by EKOTEK, Brand registered and ISO 9001:2015 quality management system.
- Ultrasonic, radiographic and penetrating tests are performed by the authorized company for our resources.
- Welding processes are carried out by certified welders in accordance with approved WPS and WPQR. Welding processes are subjected to radiographic testing at the rates prescribed by the standards.
- The products used in production are all certified materials.
- Our products are manufactured according to EN288, EN287-1 using S 235 JR quality boiler sheet.
- Our products are manufactured using boiler pipes made of P235GH and higher quality steel in accordance with TS EN 10217-2 norm.
- Combustion chamber and first pass pipes will be made of stainless material, other parts will be made of S 235 JR black sheet. Insulation The heat loss is at the lowest level by insulating with 100mm rock wool.
- Get support from engineering companies for central system gas opening works.

- Pe max: 300 or pe 21 mbar gas line to the burner according to the burner gas pressure. For the gas line, get information from our company.
- Do not forget to have a ce and tse certified chimney made for natural gas. Do not forget to get a chimney offer suitable for natural gas from our company.
- It has the flexibility to work in harmony with different combustion systems.
- Thanks to the Turbo Fan system, secondary combustion is ensured and it provides 20-40% savings in fuel.
- Thanks to its 3-pass design, it distributes the heat obtained equally to all surfaces, providing maximum heat transfer and fuel savings.
- Our boilers do not cause noise pollution with their silent operation.
- More heating is provided with less fuel.
- By keeping the desired air temperature constant with the thermostat control, fuel savings are maximized.
- Our products have a high temperature resistant combustion chamber and a cast iron

MODEL	CAPACITY			Dimensions								FAN FLOW	FUEL TANK CAPACITY		APPROXIMATE WEIGHT
	KCAL/H	KW	MW	A	A1	B	C	D	E	H	L		M3/H	COAL	
FAST 125	125.000	145	0,15	750	800	1550	1450	300	250	2000	650	19000	200	200	950
FAST 250	250.000	290	0,29	900	950	1850	1650	300	250	2250	800	23000	300	250	1150
FAST 350	350.000	406	0,41	1050	1150	2200	1650	350	250	2400	800	27000	350	300	1350
FAST 500	500.000	581	0,58	1150	1400	2550	1900	350	300	2450	1000	38000	400	350	1625
FAST 650	650.000	755	0,76	1250	1600	2850	2000	400	300	2750	1000	39000	450	450	2175
FAST 750	750.000	872	0,87	1250	1600	2850	2150	400	300	2750	1100	39000	500	450	2700
FAST 1000	1.000.000	1162	1,16	1400	1750	3150	2300	450	350	3000	1200	59000	500	500	3210
FAST 1250	1.250.000	1453	1,45	1400	1900	3300	2300	450	350	3350	1200	65000	550	550	3790
FAST 1500	1.500.000	1744	1,74	1400	1900	3300	2700	500	400	3450	1500	75000	600	550	4450
FAST 1750	1.750.000	2034	2,03	1500	2100	3600	2850	500	400	3450	1600	87500	650	600	5100
FAST 2000	2.000.000	2325	2,33	1500	2100	3600	3100	550	450	3450	1800	100000	700	650	5750
FAST 2500	2.500.000	2906	2,91	1800	2400	4200	3250	600	500	4000	1850	125000	750	700	6950

EKOTEK HEAT TECHNOLOGIES HAVE THE RIGHT TO MAKE CHANGES IN STANDARDS, DESIGNS, VS, DIMENSIONS, WEIGHTS AND MODELS WITHOUT NOTICE.

NOTE: The recommended chimney diameter is calculated as an average of 400 m altitude. The diameter of the chimney is the minimum size and may vary.



Contact : 444 1 354

OCEAN SERIES

80.000 Kcal/h- 2.000.000 Kcal/h heat capacity



SOLID FUEL SUPER HEATING WATER BOILER



GENERAL INFORMATION AND MATERIAL QUALITY

· Our company EKOTEK, Brand registered and ISO 9001:2015 quality

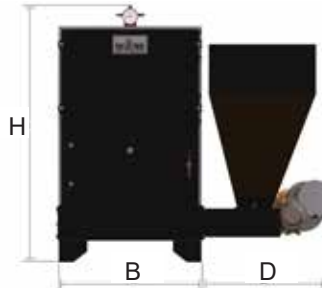
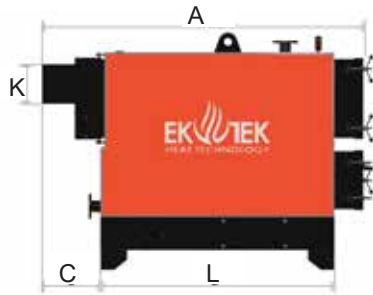
It is controlled and supervised by the management system.

· Ultrasonic, radiographic and penetrating tests are performed by the authorized company for our resources.
· Welding processes are carried out by certified welders in accordance with approved WPS and WPQRs.
Welding processes are subjected to radiographic testing at the rates stipulated by the standards.

· The products used in production are all certified materials.

· Our products, TS EN 12953-1-3, TS 377-1-2-3-4-5-6-7-8-10-11-12-14, TS EN 12953-1-2-3-4- It is produced in accordance with 5-6-7-8-10-11-12-14 standards and 2014/68/EU Pressure Vessels directive and has CE certificate.

- Our products are manufactured in accordance with EN288, EN287-1 by using P 265 GH and P 355 GH quality boiler sheet.
- Our products are manufactured using boiler pipes made of P235GH and higher quality steel in accordance with TS EN 10217-2 norm.
- Burns all solid fuels with high efficiency.
- Thanks to the nitrogen balance tank, it prevents the evaporation of boiler and installation water.
- It is designed to disperse thermal stresses at high pressure.
- It can be manufactured in capacities to meet high energy needs.
- It can be applied in systems where hot oil and steam cannot be used.
- Computer aided production in accordance with design standards, CE pressure vessels directive, TRD, EN, TSE standards.
- It provides ease of use with a working pressure between 2 Bar and 16 Bar and up to 200°C.
- Pay attention to the pressure, temperature and flow rate while choosing the pump in the hot water boiler. Get support from our company.
- Our boilers are designed for minimum 4.500 kcal/h (flame temperature 1200 C°) fuel. Please contact our company to burn lower calorie fuel.



MODEL	CAPACITY		Dimensions								BOILER FLANGES					OPERATING PRESSURE	FUEL TANK		RECOM. MIN. CHIMNEY DIMENSIONS Ø	INSULATION PROPERTIES	APPROXIMATE WEIGHT
											WATER VOLUME	WATER INLET	WATER OUTPUT	SAFETY	DISCHARGE		CAPACITY				
																	COAL	OLIVE POMANCE			
BİRİM	KCAL/H	KW	MW	A	B	C	D	H	K	L	LT	DN	DN	DN	DN	BAR	KG	KG	ØMM	MM	KG
OCEAN 80A	80.000	93	0,09	1675	760	500	750	1350	200	1200	230	50	50	25	25	6	150	125	200	100	763
OCEAN 100A	100.000	116	0,12	1875	760	500	750	1350	225	1400	255	50	50	25	25	6	150	125	225	100	775
OCEAN 130A	130.000	151	0,15	1950	860	500	750	1550	250	1500	315	50	50	32	25	6	150	125	250	100	900
OCEAN 150A	150.000	174	0,17	2100	870	500	750	1550	250	1650	360	50	50	32	25	6	150	125	250	100	1050
OCEAN 160A	160.000	186	0,19	2210	870	500	750	1550	250	1750	375	65	65	32	25	6	200	175	250	100	1200
OCEAN 200A	200.000	232	0,23	2350	940	500	1050	1750	300	1750	475	65	65	32	25	6	200	175	300	100	1320
OCEAN 230A	230.000	267	0,27	2350	1000	550	1050	1750	350	1750	475	65	65	32	25	6	200	175	350	100	1400
OCEAN 250A	250.000	290	0,29	2500	1060	550	1050	1800	350	1925	600	80	80	40	25	6	200	175	350	100	1650
OCEAN 280A	280.000	325	0,33	2500	1100	550	1050	1800	350	1925	600	80	80	40	25	6	200	175	350	100	1760
OCEAN 300A	300.000	348	0,35	2650	1110	550	1050	1800	350	2000	753	80	80	40	25	6	200	175	350	100	1900
OCEAN 330A	330.000	383	0,38	2650	1160	550	1050	1800	400	2000	753	80	80	40	25	6	200	175	400	100	2080
OCEAN 350A	350.000	406	0,41	2750	1160	600	1050	1850	400	2100	890	80	80	40	25	6	200	175	400	100	2950
OCEAN 400A	400.000	465	0,47	2950	1300	600	1050	2060	450	2250	1032	80	80	40	25	6	200	175	450	100	3100
OCEAN 450A	450.000	523	0,52	3150	1300	600	1050	2060	450	2350	1032	80	80	40	25	6	200	175	450	100	3850
OCEAN 500A	500.000	581	0,58	3250	1520	700	1050	2100	450	2500	1125	100	100	50	25	8	200	175	450	100	4560
OCEAN 600A	600.000	697	0,70	3550	1520	700	1050	2200	500	2800	1355	100	100	50	25	8	200	175	500	100	4650
OCEAN 700A**	700.000	813	0,81	3550	1620	700	1200	2270	550	2800	1550	100	100	50	25	8	400	350	550	100	5700
OCEAN 800A**	800.000	930	0,93	3750	1620	750	1200	2270	550	3000	1940	100	100	50	25	8	400	350	550	100	6560
OCEAN 900A**	900.000	1046	1,05	3750	1740	750	1200	2300	600	3000	2200	100	100	50	25	8	400	350	600	100	7100
OCEAN 1000A**	1.000.000	1162	1,16	3960	1740	800	1200	2380	600	3200	2945	125	125	50	25	8	400	350	600	100	7950
OCEAN 1250A**	1.250.000	1453	1,45	4300	1860	800	1200	2500	650	3500	3130	125	125	50	25	8	400	350	650	100	8750
OCEAN 1500A**	1.500.000	1744	1,74	4800	1860	800	1200	2500	700	4000	3250	125	125	65	25	10	400	350	700	100	10000
OCEAN 2000A**	2.000.000	2325	2,33	5050	1900	800	1200	2580	80	4250	4350	125	125	65	25	10	400	350	800	100	12450

EKOTEK HEAT TECHNOLOGIES HAVE THE RIGHT TO MAKE CHANGES IN STANDARDS, DESIGNS, VS, DIMENSIONS, WEIGHTS AND MODELS WITHOUT NOTICE.

NOTE: The recommended chimney diameter is calculated as an average of 400 m altitude. The diameter of the chimney is the minimum size and may vary.

ATLAS SERIES

80.000 Kcal/h – 6.000.000 Kcal/h heat capacity

LIQUID/ GAS FUEL SUPERHEATING WATER BOILER



GENERAL INFORMATION AND MATERIAL QUALITY

- Our company is controlled and audited by EKOTEK, Brand registered and ISO 9001:2015 quality management system.
- Ultrasonic, radiographic and penetrating tests are performed by the authorized company for our resources.
- Welding processes are carried out by certified welders in accordance with approved WPS and WPQRs. Welding processes are subjected to radiographic testing at the rates stipulated by the standards.
- The products used in production are all certified materials.
- Our products, TS EN 12953-1-3, TS 377-1-2-3-4-5-6-7-8-10-11-12-14, TS EN 12953-1-2-3-4- It is produced in accordance with 5-6-7-8-10-11-12-14 standards and 2014/68/EU Pressure Vessels directive and has CE certificate.
- Our products are manufactured in accordance with EN288, EN287-1 by using P 265 GH and P 355 GH quality boiler sheet.
- Our products are manufactured using boiler pipes made of P235GH and higher quality steel in accordance with TS EN 10217-2 norm.
- Get support from engineering companies for central system gas opening works. For the burner pe max: 300 or pe 21 mbar gas line according to the burner gas pressure, please get information from our company for the gas line.

- Do not forget to have a ce and tse certified chimney made for natural gas. Do not forget to get a chimney offer suitable for natural gas from our company.
- It has the flexibility to work in harmony with different combustion systems.
- Minimum fuel consumption and operating costs are ensured thanks to the ease of operation and maintenance and burner combustion control.
- Thanks to the nitrogen balance tank, it prevents the evaporation of boiler and installation water.
- Small size and high performance.
- It has a construction and manufacturing suitable for working at high pressure.
- It is designed to disperse thermal stresses at high pressure.
- It can be manufactured in capacities to meet high energy needs.
- It can be applied in systems where hot oil and steam cannot be used.
- Computer aided production in accordance with design standards, CE pressure vessels directive, TRD, EN, TSE standards.
- It provides ease of use with a working pressure between 2 Bar and 16 Bar and up to 200°C.



MODEL	CAPACITY		Dimensions								WATER VOLUME	BOILER FLANGES				OPERATING PRESSURE	COUNTER-PRESSURE	INSULATION PROPERTIES	APPROXIMATE WEIGHT
												WATER INLET	WATER OUTPUT	SAFETY	DISCHARGE				
BİRİM	KCAL/H	KW	A	B	C	D	H	K	L	LT	DN	DN	DN	DN	BAR	BAR	MM	KG	
ATLAS 100	100.000	116	1450	600	550	700	1100	150	1070	260	50	50	25	25	3	0,9	100	765	
ATLAS 130	130.000	151	1590	700	550	800	1150	170	1200	275	50	50	32	25	3	1	100	860	
ATLAS 150	150.000	174	1700	700	550	800	1150	170	1300	320	65	65	32	25	3	1,5	100	900	
ATLAS 160	160.000	186	1800	750	550	850	1250	200	1300	380	65	65	32	25	3	1,5	100	1200	
ATLAS 200	200.000	233	1900	750	550	850	1250	200	1420	420	65	65	32	25	3	2	100	1290	
ATLAS 250	250.000	291	1900	820	550	920	1370	200	1420	515	80	80	40	25	3	2,5	100	1450	
ATLAS 300	300.000	348	2120	1000	600	1100	1500	250	1550	675	80	80	40	25	3	3	100	1760	
ATLAS 350	350.000	407	2400	1000	600	1100	1500	250	1800	720	80	80	40	25	3	3,5	100	1980	
ATLAS 400	400.000	465	2600	1000	600	1100	1550	250	1900	970	80	80	40	25	3	4	100	2370	
ATLAS 450	450.000	523	2600	1100	700	1200	1650	250	1900	1050	100	100	50	25	4	4,3	100	2670	
ATLAS 500	500.000	581	2750	1300	700	1400	1800	300	1950	1230	100	100	50	25	4	4,7	100	3190	
ATLAS 600	600.000	697	2800	1300	700	1400	1800	300	2050	1320	100	100	50	25	4	5	100	3750	
ATLAS 700	700.000	814	2950	1300	700	1400	1850	350	2200	1585	100	100	50	25	4	5	100	4050	
ATLAS 800	800.000	930	3100	1420	700	1520	2000	350	2250	2105	100	100	50	25	4	5	100	4300	
ATLAS 900	900.000	1046	3250	1550	700	1650	2150	400	2400	2350	125	125	65	32	5	5,4	100	4700	
ATLAS 1000	1.000.000	1162	3550	1550	700	1650	2150	450	2700	3100	125	125	65	32	5	6	100	4950	
ATLAS 1250	1.250.000	1453	3550	1600	750	1700	2200	500	2700	3290	125	125	65	32	5	6	100	5100	
ATLAS 1500	1.500.000	1744	3750	1620	750	1720	2250	550	2900	3450	150	150	80	32	5	6,5	100	5300	
ATLAS 1750	1.750.000	2035	3750	1750	750	1850	1380	550	2900	4750	150	150	80	32	5	6,5	100	5750	
ATLAS 2000	2.000.000	2325	4000	1800	750	1900	2450	600	3150	6120	150	150	80	40	6	6,5	100	6070	
ATLAS 2500	2.500.000	2907	4150	1850	800	1950	2500	650	3250	7040	150	150	80	40	6	7	100	7400	
ATLAS 3000	3.000.000	3488	4550	1950	800	2050	2610	700	3650	8450	200	200	80	40	6	7	100	8350	
ATLAS 3500	3.500.000	4070	4950	2050	800	2150	2750	750	4000	10200	200	200	80	40	6	7,5	100	9100	
ATLAS 4000	4.000.000	4651	4950	2150	1000	2260	2900	800	4000	11850	200	200	80	40	6	8	100	10900	
ATLAS 4500	4.500.000	5233	5750	2250	1000	2350	3000	850	4500	13500	200	200	80	40	6	8	100	12650	
ATLAS 5000	5.000.000	5232	5750	2350	1000	2500	3100	900	4500	14250	200	200	80	40	6	8	100	14750	
ATLAS 6000	6.000.000	6977	5750	2400	1000	2500	3200	1000	4500	15600	200	200	80	40	6	9	100	16250	
ATLAS 7000	7.000.000	8140	6150	2550	1000	2650	3350	1100	4900	18500	200	200	80	40	6	9	100	18700	
ATLAS 8000	8.000.000	9302	7000	2900	1250	3000	3700	1200	5750	19400	250	250	100	40	6	9	100	20350	
ATLAS 9000	9.000.000	10465	7650	2950	1250	3050	3750	1300	6250	20750	250	250	100	60	6	9	100	21900	
ATLAS 10000	10.000.000	11628	8200	3100	1250	3000	3650	1400	6750	21900	300	300	100	60	6	9,5	100	24350	
ATLAS 17000	17.000.000	19767	8200	3350	1250	3300	3950	1500	6800	25750	300	300	100	60	6	9,5	100	27750	
ATLAS 19000	19.000.000	22093	8250	3750	1300	3700	4350	1600	6650	31000	350	350	120	80	6	9,5	100	29500	
ATLAS 20000	20.000.000	23256	8300	3800	1300	3750	4400	1650	6950	33350	350	350	120	80	6	9,5	100	36000	

EKOTEK HEAT TECHNOLOGIES HAVE THE RIGHT TO MAKE CHANGES IN STANDARDS, DESIGNS, VS, DIMENSIONS, WEIGHTS AND MODELS WITHOUT NOTICE.

NOTE: The recommended chimney diameter is calculated as an average of 400 m altitude. The diameter of the chimney is the minimum size and may vary.

LOCOMOTIVE SERIES

25.000 KCAL/H-1.500.000 KCAL/H heat capacity


CENTRAL SYSTEM 3 PASS MANUAL LOADING FLOOR FUEL HOT WATER BOILER



GENERAL INFORMATION AND MATERIAL QUALITY

- Our company is controlled and audited by EKOTEK, Brand registered and ISO 9001:2015 quality management system. Our products are TSE CERTIFIED products.
- Welding processes are carried out by certified welders in accordance with approved WPS and WPQRs.
- The products used in production are all certified materials.
- Our boilers produced in TS EN 497 standards are certified with 97/23/AT Pressure Equipment Regulation module H Full Quality Assurance.
- Our products are manufactured using ST-37 quality sheet metal.
- Our products are manufactured using boiler pipes made of P235GH and higher quality steel in accordance with TS EN 10217-2 norm.
- With the insulation we have made in our boilers, we minimize heat losses and provide fuel savings.
- Although it is optional in our boilers, antifreeze can be used against the risk of freezing in the installation.
- Single flat and double flat central system that can fit into the narrowest spaces. They can burn granular fuels and are highly efficient boilers.
- Our boilers are designed for minimum 4.500 kcal/h (flame temperature 1200 C°) fuel. Please contact our company to burn lower calorie fuel.

- Our boilers do not cause noise pollution with their silent operation.
- Air sent to the Primary and Secondary with the help of a fan; It provides a controlled and clean smokeless combustion.
- Thanks to its three-pass design, it distributes the heat obtained equally to all surfaces, providing maximum heat transfer and fuel savings.
- Thanks to its high heating surface without the need for a stoker, the fuel tank provides 1-3 days of burning continuity.
- More heating is provided with less fuel.
- Fuel savings are maximized by keeping the water temperature constant with the thermostat control.



MODEL	CAPACITY			Dimensions								WATER VOLUME	BOILER FLANGES				OPERATING PRESSURE	COUNTER-PRESSURE	APPROXIMATE WEIGHT
													WATER INLET	WATER OUTPUT	SAFETY	DISCHARGE			
BİRİM	KCAL/H	KW	MW	A	B	C	D	H	K	L	LT	DN	DN	INCH	INCH	BAR	MM	KG	
LOCOMOTIVE 25M	25.000	29	0,03	925	650	500	1400	1190	170	500	125	1 1/4"	1 1/4"	3/4	1/2	2	50	342	
LOCOMOTIVE 40M	40.000	47	0,05	925	650	500	1400	1310	170	500	155	1 1/4"	1 1/4"	3/4	1/2	2	50	395	
LOCOMOTIVE 60M	60.000	70	0,07	1140	650	500	1400	1470	170	700	185	1 1/2"	1 1/2"	3/4	1/2	2	50	503	
LOCOMOTIVE 80M	80.000	93	0,09	1550	790	500	1540	1415	220	1070	230	2"	2"	1	1	3	100	728	
LOCOMOTIVE 100M	100.000	116	0,12	1620	830	500	1580	1440	220	1130	255	2"	2"	1	1	3	100	722	
LOCOMOTIVE 130M	130.000	151	0,15	1755	870	500	1620	1610	220	1255	315	50	50	1 1/4	1	3	100	865	
LOCOMOTIVE 150M	150.000	174	0,17	1895	870	550	1620	1610	220	1385	360	50	50	1 1/4	1	3	100	1165	
LOCOMOTIVE 160M	160.000	186	0,19	1895	970	550	1920	1685	220	1385	380	65	65	1 1/4	1	3	100	1192	
LOCOMOTIVE 200M	200.000	233	0,23	2250	1100	550	2050	1770	270	1620	485	65	65	1 1/2	1	3	100	1570	
LOCOMOTIVE 250M	250.000	291	0,29	2370	1160	550	2110	1830	320	1740	610	80	80	1 1/2	1	3	100	1765	
LOCOMOTIVE 300M	300.000	349	0,35	2370	1300	550	2250	2075	400	1740	650	80	80	1 1/2	1	3	100	2075	
LOCOMOTIVE 350M	350.000	407	0,41	2370	1400	600	2350	2075	400	1740	910	80	80	1 1/2	1	3	100	2395	
LOCOMOTIVE 400M	400.000	465	0,47	2720	1400	600	2350	2075	400	1940	960	80	80	1 1/2	1	3	100	2590	
LOCOMOTIVE 500M	500.000	581	0,58	3110	1520	600	2620	2205	400	2330	1155	100	100	2	1	4	100	3305	
LOCOMOTIVE 600M	600.000	698	0,70	3110	1620	700	2720	2335	400	2330	1205	100	100	2	1	4	100	4090	
LOCOMOTIVE 700M	700.000	814	0,81	3110	1740	700	2840	2385	450	2330	1465	100	100	2	1	4	100	4675	
LOCOMOTIVE 800M	800.000	930	0,93	3550	1740	700	2840	2385	450	2625	1960	100	100	2	1	4	100	5215	
LOCOMOTIVE 900M	900.000	1047	1,05	3850	1740	750	2840	2385	450	2925	2210	100	100	2	1	4	100	5905	
LOCOMOTIVE 1000M	1.000.000	1163	1,16	3850	1860	750	2960	2480	500	2925	2955	125	125	2	1	5	100	6075	
LOCOMOTIVE 1250M	1.250.000	1453	1,45	4450	1960	800	3060	2580	500	3500	3160	125	125	2	1	5	100	7215	
LOCOMOTIVE 1500M	1.500.000	1744	1,74	4450	1960	800	3060	2655	550	3500	3280	125	125	2 1/2	1	5	100	7915	

EKOTEK HEAT TECHNOLOGIES HAVE THE RIGHT TO MAKE CHANGES IN STANDARDS, DESIGNS, VS, DIMENSIONS, WEIGHTS AND MODELS WITHOUT NOTICE.

NOTE: The recommended chimney diameter is calculated as an average of 400 m altitude. The diameter of the chimney is the minimum size and may vary.

SAVING SERIES

25.000 KCAL/H-60.000 KCAL/H heat capacity

INDIVIDUAL 3 PASS SOLID FUEL AUTOMATIC FEEDING HOT WATER BOILER



GENERAL INFORMATION AND MATERIAL QUALITY

- Our company is controlled and audited by EKOTEK, Brand registered and ISO 9001:2015 quality management system. Our products are TSE CERTIFIED products.
- Welding processes are carried out by certified welders in accordance with approved WPS and WPQRs.
- The products used in production are all certified materials.
- Our boilers produced in TS EN 497 standards are certified with 97/23/AT Pressure Equipment Regulation module H Full Quality Assurance.
- Our products are manufactured using S 235 JR quality sheet metal.
- Our products are manufactured using boiler pipes made of P235GH and higher quality steel in accordance with TS EN 10217-2 norm.
- With the insulation we have made in our boilers, we minimize heat losses and provide fuel savings.

- Although it is optional in our boilers, antifreeze can be used against the risk of freezing in the installation.
- Our single and double flat heating boilers, which can fit into the narrowest spaces, can be used with COAL, PEA, HAZELNUT SHELLS, PINE CONCEA, etc. It can burn granular fuels and provides high efficiency.
- Air sent to the primary with the help of a fan; It provides a controlled and clean smokeless combustion.
- Fuel supply is from the bottom and direct contact of the flame with the combustion chamber is provided.
- More heating is provided with less fuel.
- Thanks to its three-pass design, it distributes the heat obtained equally to all surfaces, providing maximum heat transfer and fuel savings.
- It provides ease of use in individual heating with its capacities in the range of 25,000 - 60,000 KCAL/h.
- By keeping the water temperature constant with the thermostat control, fuel savings are maximized.
- Our boilers are designed for minimum 4.500 kcal/h (flame temperature 1200 C°) fuel. Please contact our company to burn lower calorie fuel.



MODEL	CAPACITY		Dimensions									BOILER FLANGES					FUEL TANK CAPACITY		OPERATING PRESSURE	INSULATION PROPERTIES	APPROXIMATE WEIGHT
												WATER VOLUME	WATER INLET	WATER OUTPUT	SAFETY	DISCHARGE	COAL	OLIVE POMANCE			
BİRİM	KCAL/H	KW	A	B	C	D	H	K	L	L1	LT	INCH	INCH	INCH	INCH	KG	KG	BAR	MM	KG	
SAVING 25A	25.000	29	1140	645	940	730	1160	170	500	210	125	1 1/4	1 1/4	3/4	1/2	85	75	2	50	367	
SAVING 40A	40.000	46	1140	645	965	730	1300	170	500	230	155	1 1/4	1 1/4	3/4	1/2	85	75	2	50	413	
SAVING 60A	60.000	69	1190	700	1190	730	1465	170	700	230	185	1 1/2	1 1/2	3/4	1/2	125	100	2	50	525	

EKOTEK HEAT TECHNOLOGIES HAVE THE RIGHT TO MAKE CHANGES IN STANDARDS, DESIGNS, VS, DIMENSIONS, WEIGHTS AND MODELS WITHOUT NOTICE.

NOTE: The recommended chimney diameter is calculated as an average of 400 m altitude. The diameter of the chimney is the minimum size and may vary.

OBUS SERIES

25.000 KCAL/H-100.000 KCAL/H heat capacity

INDIVIDUAL AUTOMATIC 4 PASS SOLID FUEL HOT WATER BOILER



GENERAL INFORMATION AND MATERIAL QUALITY

- Our company is controlled and audited by EKOTEK, Brand registered and ISO 9001:2015 quality management system. Our products are TSE CERTIFIED products.
- Welding processes are carried out by certified welders in accordance with approved WPS and WPQRs.
- The products used in production are all certified materials.
- Our boilers produced in TS EN 497 standards are certified with 97/23/AT Pressure Equipment Regulation module H Full Quality Assurance.
- Our products are manufactured using S235 JR quality sheet metal.
- Our products are manufactured using boiler pipes made of P235GH and higher quality steel in accordance with TS EN 10217-2 norm.
- With the insulation we have made in our boilers, we minimize heat losses and provide fuel savings.
- Although it is optional in our boilers, antifreeze can be used against the risk of freezing in the installation.

- Our single-flat and double-flat floor heating boilers, which can fit into the narrowest spaces, are made of COAL, olive pomace, HAZELNUT SHELLS, etc. They can burn granular fuels and are highly efficient boilers.
- Thanks to its 4-pass system, it provides the highest level of fuel savings, and thanks to its WOOD BURNING PIPE GRILL, it provides efficiency and wood burning.
- Air sent to the primary with the help of a fan; It provides a controlled and clean smokeless combustion.
- Fuel supply is from the bottom and direct contact of the flame with the inferno is provided.
- More heating is provided with less fuel.
- By keeping the water temperature constant with the thermostat control, fuel savings are maximized.
- Our boilers are designed for minimum 4.500 kcal/h (flame temperature 1200 C°) fuel. Please contact our company to burn lower calorie fuel.



MODEL	CAPACITY		Dimensions									WATER VOLUME	BOILER FLANGES					FUEL TANK CAPACITY		OPERATING PRESSURE	INSULATION PROPERTIES	APPROXIMATE WEIGHT
													WATER INLET	WATER OUTPUT	SAFETY	DISCHARGE	COAL	OLIVE POMACE				
BİRİM	KCAL/H	KW	A	B	C	D	H	K	L	L1	LT	INCH	INCH	INCH	INCH	KG	KG	BAR	MM	KG		
OBUS 25A	25.000	29	1050	550	950	700	1265	170	500	230	125	1 1/4	1 1/4	3/4	1/2	85	75	2	50	367		
OBUS 40A	40.000	46	1085	635	990	730	1280	170	500	230	164	1 1/4	1 1/4	3/4	1/2	85	75	2	50	437		
OBUS 60A	60.000	69	1150	650	1250	750	1380	170	770	250	199	1 1/2	1 1/2	3/4	1/2	125	100	2	50	556		
OBUS 80A	80.000	93	1150	650	1350	750	1450	200	800	275	230	1 1/2	1 1/2	3/4	1/2	125	100	3	50	720		
OBUS 100A	100.000	116	1150	650	1500	750	1550	220	1000	275	260	1 1/2	1 1/2	3/4	1/2	125	100	3	50	880		

EKOTEK HEAT TECHNOLOGIES HAVE THE RIGHT TO MAKE CHANGES IN STANDARDS, DESIGNS, VS, DIMENSIONS, WEIGHTS AND MODELS WITHOUT NOTICE.

NOTE: The recommended chimney diameter is calculated as an average of 400 m altitude. The diameter of the chimney is the minimum size and may vary.

TORCH SERIES

80.000 KCAL/H-3,000.000 KCAL/H HEAT CAPACITY

3 PASS CENTRAL SYSTEM SOLID FUEL HOT WATER BOILER



GENERAL INFORMATION AND MATERIAL QUALITY

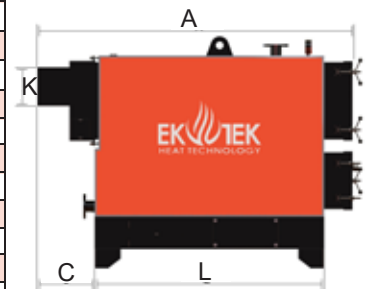
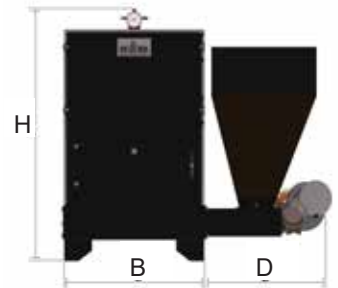
- Our company is controlled and audited by EKOTEK, Brand registered and ISO 9001:2015 quality management system. Our products are TSE CERTIFIED products.
- Welding processes are carried out by certified welders in accordance with approved WPS and WPQRs.
- The products used in production are all certified materials.
- Our boilers produced in TS EN 497 standards are certified with 97/23/AT Pressure Equipment Regulation module H Full Quality Assurance.
- Our products are manufactured using S235 JR quality sheet metal.
- Our products are manufactured using boiler pipes made of P235GH and higher quality steel in accordance with TS EN 10217-2 norm.

- Single flat and double flat central system that can fit into the narrowest spaces. Different granular fuels COAL, Olive pomace, HAZELNUT SHELLS etc. They are boilers that can burn and provide high efficiency.
- Air sent to the primary with the help of a fan; It provides a controlled and clean smokeless combustion.
- Fuel supply is from the bottom and direct contact of the flame with the inferno is provided.
- Thanks to its three-pass design, it distributes the heat obtained equally to all surfaces, providing maximum heat transfer and fuel savings.
- More heating is provided with less fuel.
- By keeping the water temperature constant with the thermostat control, fuel savings are maximized.
- Our boilers are designed for minimum 4.500 kcal/h (flame temperature 1200 C°) fuel. Please contact our company to burn lower calorie fuel.

MODEL	CAPACITY			Dimensions								WATER VOLUME	BOILER FLANGES					FUEL TANK CAPACITY		OPERATING PRESSURE	INSULATION PROPERTIES	APPROXIMATE WEIGHT
													WATER INLET	WATER OUTPUT	SAFETY	DISCHARGE	COAL	OLIVE POMACE				
																			DN			
BİRİM	KCAL/H	KW	MW	A	B	C	D	H	K	L	LT	DN	DN	INCH	INCH	KG	KG	BAR	MM	KG		
Torch 80A	80.000	93	0,09	1500	790	500	750	1410	220	1000	185	2"	2"	1	1	150	125	3	100	655		
Torch 100A	100.000	116	0,12	1700	790	500	750	1410	220	1200	215	2"	2"	1	1	150	125	3	100	710		
Torch 120A	120.000	140	0,14	1825	900	550	750	1500	220	1300	230	2"	2"	1	1	150	125	3	100	740		
Torch 130A	130.000	151	0,15	1825	900	550	750	1500	220	1325	285	2"	2"	1	1	150	125	3	100	860		
Torch 150A	150.000	174	0,17	2150	900	600	750	1575	220	1520	340	50	50	1 1/4	1	200	175	3	100	980		
Torch 160A	160.000	186	0,19	2150	960	600	750	1600	220	1520	360	50	50	1 1/4	1	200	175	3	100	1085		
Torch 180A	180.000	209	0,21	2300	1020	600	750	1800	270	1650	385	65	65	1 1/4	1	200	175	3	100	1140		
Torch 200A	200.000	233	0,23	2300	1020	600	850	1800	270	1700	420	65	65	1 1/4	1	200	175	3	100	1240		
Torch 230A	230.000	267	0,27	2350	1090	600	850	1850	270	1750	450	65	65	1 1/4	1	200	175	3	100	1365		
Torch 250A	250.000	291	0,29	2350	1090	600	850	1900	320	1750	575	65	65	1 1/4	1	200	175	3	100	1480		
Torch 280A	280.000	326	0,33	2400	1150	600	850	1950	320	1800	600	80	80	1 1/2	1	200	175	3	100	1560		
Torch 300A	300.000	349	0,35	2450	1175	600	850	2000	400	1850	690	80	80	1 1/2	1	200	175	3	100	1650		
Torch 330A	330.000	384	0,38	2550	1250	600	850	2000	400	1950	715	80	80	1 1/2	1	200	175	3	100	1800		
Torch 350A	350.000	407	0,41	2650	1270	600	850	2000	400	2050	825	80	80	1 1/2	1	200	175	3	100	1910		
Torch 370A	370.000	430	0,43	2650	1300	600	850	2050	400	2050	890	80	80	1 1/2	1	200	175	3	100	2010		
Torch 400A	400.000	465	0,47	2700	1330	600	850	2050	400	2100	940	80	80	1 1/2	1	200	175	3	100	2450		
Torch 450A	450.000	523	0,52	2900	1390	600	850	2100	400	2300	1020	80	80	1 1/2	1	200	175	3	100	3100		
Torch 500A	500.000	581	0,58	3050	1450	600	850	2100	400	2450	1100	80	80	1 1/2	1	200	175	4	100	3450		
Torch 520A	520.000	605	0,60	3100	1450	600	850	2150	400	2500	1135	80	80	1 1/2	1	200	175	4	100	3780		
Torch 550A	550.000	640	0,64	3150	1450	600	850	2150	400	2550	1160	100	100	2	1	200	175	4	100	3985		
Torch 600A	600.000	698	0,70	3200	1520	600	850	2220	400	2600	1280	100	100	2	1	200	175	4	100	4170		
Torch 650A	650.000	756	0,76	3300	1520	650	850	2270	400	2680	1340	100	100	2	1	200	175	4	100	4430		
Torch 700A**	700.000	814	0,81	3450	1550	700	950	2300	400	2750	1490	100	100	2	2	400	350	4	100	4950		
Torch 750A**	750.000	872	0,87	3600	1620	700	950	2300	400	2900	1550	100	100	2	2	400	350	4	100	5100		
Torch 800A**	800.000	930	0,93	3700	1620	750	950	2325	450	2950	1840	100	100	2	2	400	350	4	100	5800		
Torch 850A**	850.000	988	0,99	3750	1620	790	950	2350	450	2960	1920	100	100	2	2	400	350	4	100	6150		
Torch 900A**	900.000	1.047	1,05	3800	1720	840	950	2370	450	2960	2150	100	100	2	2	400	350	4	100	6500		
Torch 1000A**	1.000.000	1.163	1,16	4000	1760	850	950	2450	450	3150	2850	100	100	2	2	400	350	5	100	7560		
Torch 1250A**	1.250.000	1.453	1,45	4250	1810	850	950	2570	500	3400	3075	125	125	2	2	400	350	5	100	7950		
Torch 1500A**	1.500.000	1.744	1,74	4500	1850	850	950	2630	500	3700	3200	125	125	2 1/2	2	400	350	5	100	8750		
Torch 1750A**	1.750.000	2.035	2,03	4600	1850	850	950	2720	500	3800	3400	125	125	2 1/2	2	400	350	5	100	10000		
Torch 2000A**	2.000.000	2.326	2,33	4750	1950	850	950	2750	600	3900	4100	125	125	2 1/2	2	600	525	6	100	11750		
Torch 2500A**	2.500.000	2.907	2,91	4950	2100	850	950	2800	650	4200	4550	125	125	2 1/2	2	600	525	6	100	12450		
Torch 3000A**	3.000.000	3.488	3,49	5300	2280	850	950	2820	700	4450	4750	125	125	2 1/2	2	600	525	6	100	13750		

EKOTEK HEAT TECHNOLOGIES HAVE THE RIGHT TO MAKE CHANGES IN STANDARDS, DESIGNS, VS, DIMENSIONS, WEIGHTS AND MODELS WITHOUT NOTICE.

NOTE: The recommended chimney diameter is calculated as an average of 400 m altitude. The diameter of the chimney is the minimum size and may vary.



HYBRID SERIES

500.000 KCAL/H-10.000.000 KCAL/H HEAT CAPACITY


5 PASS SOLID FUEL BIOMASS HOT WATER BOILER



GENERAL INFORMATION AND MATERIAL QUALITY

- Our company is controlled and audited by EKOTEK, Brand registered and ISO 9001:2015 quality management system. Our products are TSE CERTIFIED products.
- Welding processes are carried out by certified welders in accordance with approved WPS and WPQRs.
- The products used in production are all certified materials.
- Our boilers produced in TS EN 497 standards are certified with 97/23/AT Pressure Equipment Regulation module H Full Quality Assurance.
- Our products are manufactured using S235 JR quality sheet metal.
- Our products are manufactured using boiler pipes made of P235GH and higher quality steel in accordance with TS EN 10217-2 norm.
- For systems that burn pellets, powder fuel, wood chips, etc. for different fuel types, please contact us!

- LIGNITE COAL, olive pomace, HAZELNUT SHELLS etc. They are boilers that can burn granular fuels and provide high efficiency.
 - Air sent to the primary with the help of a fan; it provides a controlled and clean smokeless combustion.
 - Provides 15% fuel savings compared to standard boiler designs.
 - It is safe. Explosion does not occur as a result of compression of flammable gases.
 - Our boilers do not cause noise pollution with their silent operation.
 - With its stylish appearance, it is noticed with its compatibility in the environment it is in.
 - With the insulation we have made in our boilers, we minimize heat losses and provide fuel savings.
 - Although it is optional in our boilers, antifreeze can be used against the risk of freezing in the installation.
 - Our boilers are designed for minimum 4.500 kcal/h (flame temperature 1200 C°) fuel.
- Please contact our company to burn lower calorie fuel.
- Easy to install.



MODEL	CAPACITY			Dimensions										WATER VOLUME	BOILER FLANGES				FUEL TANK CAPACITY		OPERATING PRESSURE	INSULATION PROPERTIES	APPROXIMATE WEIGHT
															WATER INLET	WATER OUTPUT	SAFETY	DISCHARGE	COAL	OLIVE POMACE			
BİRİM	KCAL/H	KW	MW	A	B	B1	C	D	H	H1	K	L	LT	DN	DN	INCH	INCH	KG	KG	BAR	MM	KG	
HYBRID KY SSK 500	500.000	581	0,58	2850	1350	850	1050	1200	2550	500	450	2500	1050	80	80	2	1	200	175	4	100	3750	
HYBRID KY SSK 600	600.000	698	0,70	3150	1350	850	1050	1200	2550	500	500	2700	1175	80	80	2	1	200	175	4	100	4300	
HYBRID KY SSK 700	700.000	814	0,81	3400	1400	850	1100	1300	2700	500	550	2950	1370	100	100	3	2	400	350	5	100	5100	
HYBRID KY SSK 800	800.000	930	0,93	3700	1500	850	1150	1400	2850	500	550	3150	1655	100	100	3	2	400	350	5	100	5900	
HYBRID KY SSK 900	900.000	1047	1,05	3950	1550	850	1150	1400	2850	500	600	3400	1960	125	125	3	2	400	350	5	100	6600	
HYBRID KY SSK 1000	1.000.000	1163	1,16	4200	1550	950	1350	1400	3050	500	600	3550	2275	125	125	4	2	400	350	5	100	7400	
HYBRID KY SSK 1250	1.250.000	1453	1,45	4200	1750	950	1450	1500	3250	500	650	3550	2925	125	125	4	2	400	350	5	100	8400	
HYBRID KY SSK 1500	1.500.000	1744	1,74	4400	1750	950	1700	1500	3500	500	700	3850	3510	150	150	4	2	400	350	6	100	9700	
HYBRID KY SSK 2000	2.000.000	2326	2,33	5100	1850	1000	1700	1600	3600	500	800	4600	4630	150	150	4	2	600	525	6	100	10750	
HYBRID KY SSK 2500	2.500.000	2907	2,91	5900	2000	1000	1950	1600	3850	500	900	5150	5785	150	150	4	2	600	525	6	100	11350	
HYBRID KY SSK 3000	3.000.000	3488	3,49	6300	2100	1000	1950	1750	4000	500	1000	5550	6950	200	200	4	2	600	525	6	100	12100	
HYBRID KY SSK 3500**	3.500.000	4070	4,07	6800	2100	1000	2200	1750	4250	750	1100	6150	8370	200	200	4	2	600	525	6	100	13700	
HYBRID KY SSK 4000**	4.000.000	4651	4,65	7000	2250	1100	2300	1900	4500	750	1100	6250	10450	200	200	4	2	600	525	6	100	15300	
HYBRID KY SSK 5000**	5.000.000	5814	5,81	7200	2400	1100	2250	2100	4650	750	1200	6450	12100	250	250	4	2	600	525	6	100	16900	
HYBRID KY SSK 6000**	6.000.000	6977	6,98	7600	2700	1100	2450	2250	5000	750	1300	6750	13800	250	250	4	2	600	525	6	100	18500	
HYBRID KY SSK 8000**	8.000.000	9302	9,30	8300	2950	1200	2600	2400	5600	750	1600	7350	14450	300	300	4	2	800	700	6	100	19300	
HYBRID KY SSK 10000**	10.000.000	11628	11,63	8750	3100	1200	2600	2750	5950	750	1800	7600	15300	300	300	4	2	800	700	6	100	20700	

EKOTEK HEAT TECHNOLOGIES HAVE THE RIGHT TO MAKE CHANGES IN STANDARDS, DESIGNS, VS. DIMENSIONS, WEIGHTS AND MODELS WITHOUT NOTICE.

NOTE: The recommended chimney diameter is calculated as an average of 400 m altitude. The diameter of the chimney is the minimum size and may vary.

MONSTER SERIES

700,000 KCAL/H-4,000,000 KCAL/H HEAT CAPACITY


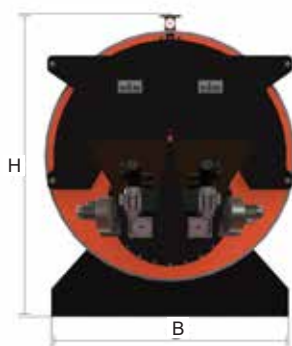
3 PASS CENTRAL SYSTEM SCOTCH TYPE SOLID FUEL HOT WATER BOILER



GENERAL INFORMATION AND MATERIAL QUALITY

- Our company is EKOTEK, Brand registered and controlled and audited by ISO 9001:2015 quality management system. Our products are TSE CERTIFIED products.
- Welding processes are carried out by certified welders in accordance with approved WPS and WPQRs.
- The products used in production are all certified materials.
- Our boilers produced in TS EN 497 standards are certified with 97/23/AT Pressure Equipment Regulation module H Full Quality Assurance.
- Our products are manufactured using S235 JR quality sheet metal.
- Our products are manufactured using boiler pipes made of P235GH and higher quality steel in accordance with TS EN 10217-2 norm.
- Our boilers are designed for minimum 4.500 kcal/h (flame temperature 1200 C°) fuel. Please contact our company to burn lower calorie fuel.

- The central system that can fit into the narrowest spaces is COAL, olive pomace, HAZELNUT SHELLS etc. They are boilers that can burn granular fuels and provide high efficiency.
- Air sent to the primary with the help of a fan; it provides a controlled and clean smokeless combustion.
- It is safe. Explosion does not occur as a result of compression of flammable gases.
- Our boilers do not cause noise pollution with their silent operation.
- With its stylish appearance, it is noticed with its compatibility in the environment it is in.
- Easy to install.
- Easy to Maintain.
- With the insulation we have made in our boilers, we minimize heat losses and provide fuel savings.
- Although it is optional in our boilers, antifreeze can be used against the risk of freezing in the installation.



MODEL	CAPACITY			Dimensions							WATER VOLUME	BOILER FLANGES				OPERATING PRESSURE	INSULATION PROPERTIES	APPROXIMATE WEIGHT
												WATER INLET	WATER OUTPUT	SAFETY	DISCHARGE			
BİRİM	KCAL/H	KW	MW	A	B	C	D	H	K	L	LT	DN	DN	INCH	INCH	BAR	MM	KG
MONSTER 700	700.000	814	0,81	4800	1800	650	1650	2450	350	2500	1950	100	100	2	1	4	100	6100
MONSTER 800	800.000	930	0,93	5250	1900	650	1700	2600	350	2900	2270	100	100	2	1	4	100	6900
MONSTER 900	900.000	1.047	1,05	5500	1900	650	1700	2600	400	3150	3250	125	125	3	2	5	100	7350
MONSTER 1000	1.000.000	1.163	1,16	6000	2100	650	1950	2850	400	3400	4070	125	125	3	2	5	100	8400
MONSTER 1250	1.250.000	1.453	1,45	6450	2300	700	2000	3000	450	3750	5490	125	125	3	2	5	100	9260
MONSTER 1500	1.500.000	1.744	1,74	7000	2400	700	2200	3100	450	4100	6100	150	150	4	2	5	100	10370
MONSTER 1750*	1.750.000	2.035	2,03	7300	2500	750	2300	3200	500	4250	7160	150	150	4	2	5	100	11250
MONSTER 2000*	2.000.000	2.326	2,33	7800	2500	750	2300	3200	550	4750	8200	150	150	4	2	6	100	12700
MONSTER 2500*	2.500.000	2.907	2,91	8150	2750	800	2450	3450	600	4900	9700	150	150	4	2	6	100	13900
MONSTER 3000*	3.000.000	3.488	3,49	8850	2950	800	2650	3650	750	5400	11230	200	200	4	2	6	100	15150
MONSTER 4000*	4.000.000	4.651	4,65	9450	2950	800	2650	3650	850	6000	13400	200	200	4	2	6	100	16200

EKOTEK HEAT TECHNOLOGIES HAVE THE RIGHT TO MAKE CHANGES IN STANDARDS, DESIGNS, VS, DIMENSIONS, WEIGHTS AND MODELS WITHOUT NOTICE.

NOTE: The recommended chimney diameter is calculated as an average of 400 m altitude. The diameter of the chimney is the minimum size and may vary.

*CONTACT OUR COMPANY FOR DOUBLE COMBUSTION CHAMBER OR DIFFERENT CAPACITIES

INDIVIDUAL EKOPEL SERIES

25.000 KCAL/H-60.000 KCAL/H heat capacity

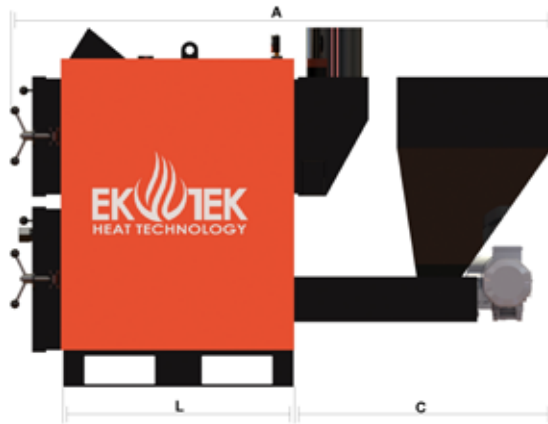
INDIVIDUAL HEATING EKOPEL SOLID FUEL HOT WATER BOILER



GENERAL INFORMATION AND MATERIAL QUALITY

- Our company is controlled and audited by EKOTEK, Brand registered and ISO 9001:2015 quality management system. Our products are TSE CERTIFIED products.
- Welding processes are carried out by certified welders in accordance with approved WPS and WPQRs.
- The products used in production are all certified materials.
- Our boilers produced in TS EN 497 standards are certified with 97/23/AT Pressure Equipment Regulation module H Full Quality Assurance.
- Our products are manufactured using S235 JR quality sheet metal.
- Our products are manufactured using boiler pipes made of P235GH and higher quality steel in accordance with TS EN 10217-2 norm.
- Our boilers are designed for minimum 4.500 kcal/h (flame temperature 1200 C°) fuel. Please contact our company to burn lower calorie fuel.

- With the insulation we have made in our boilers, we minimize heat losses and provide fuel savings.
- Although it is optional in our boilers, antifreeze can be used against the risk of freezing in the installation.
- Thanks to its 3-pass design that can fit into the narrowest spaces, it distributes the heat obtained equally to all surfaces, providing maximum heat transfer and fuel savings.
- PELET, HAZELNUT SHELLS, LIGNITE COAL etc. It can burn granular fuels and provides high efficiency.
- Our boilers do not cause noise pollution with their silent operation.
- More heating is provided with less fuel.
- It provides ease of use in individual heating with its capacities in the range of 25,000 - 60,000 KCAL/h.
- By keeping the water temperature constant with the Digital Control Panel, fuel savings are maximized.



MODEL	CAPACITY		Dimensions						WATER VOLUME	BOILER FLANGES				FUEL TANK CAPACITY		OPERATING PRESSURE	INSULATION PROPERTIES	APPROXIMATE WEIGHT
										WATER INLET	WATER OUTPUT	SAFETY	DISCHARGE	COAL	OLIVE POMANCE			
BİRİM	KCAL/H	KW	A	B	C	H	K	L	LT	INCH	INCH	INCH	INCH	KG	KG	BAR	MM	KG
EKOPEL 3G P 25 A	25.000	29	1535	650	750	1160	170	730	125	1 1/4	1 1/4	3/4	1/2	85	75	2	50	365
EKOPEL 3G P 40 A	40.000	46	1710	660	800	1300	170	840	155	1 1/4	1 1/4	3/4	1/2	85	75	2	50	425
EKOPEL 3G P 60 A	60.000	69	1920	670	850	1465	170	1100	185	1 1/2	1 1/2	3/4	1/2	125	100	2	50	539

EKOTEK HEAT TECHNOLOGIES HAVE THE RIGHT TO MAKE CHANGES IN STANDARDS, DESIGNS, VS, DIMENSIONS, WEIGHTS AND MODELS WITHOUT NOTICE.

NOTE: The recommended chimney diameter is calculated as an average of 400 m altitude. The diameter of the chimney is the minimum size and may vary.

EKOPEL SERIES

80.000 KCAL/H-1.500.000 KCAL/H heat capacity

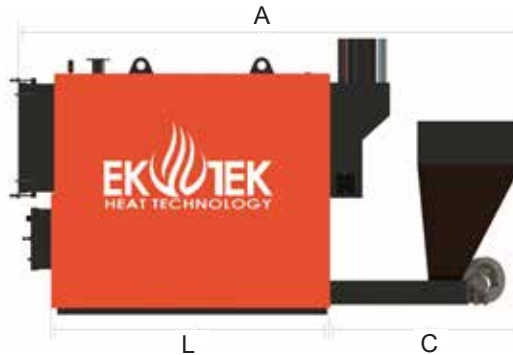
CENTRAL HEATING EKOPEL SOLID FUEL HOT WATER BOILER



GENERAL INFORMATION AND MATERIAL QUALITY

- Our company is controlled and audited by EKOTEK, Brand registered and ISO 9001:2015 quality management system. Our products are TSE CERTIFIED products.
- Welding processes are carried out by certified welders in accordance with approved WPS and WPQRs.
- The products used in production are all certified materials.
- Our boilers produced in TS EN 497 standards are certified with 97/23/AT Pressure Equipment Regulation module H Full Quality Assurance.
- Our products are manufactured using S235 JR quality sheet metal.
- Our products are manufactured using boiler pipes made of P235GH and higher quality steel in accordance with TS EN 10217-2 norm.

- With the insulation we have made in our boilers, we minimize heat losses and provide fuel savings.
- Although it is optional in our boilers, antifreeze can be used against the risk of freezing in the installation.
- Thanks to its 3-pass design that can fit into the narrowest spaces, it distributes the heat obtained equally to all surfaces, providing maximum heat transfer and fuel savings.
- Pellet, hazelnut shell, lignite coal, etc. It can burn granular fuels and provides high efficiency.
- Our boilers do not cause noise pollution with their silent operation.
- More heating is provided with less fuel.
- By keeping the water temperature constant with the digital control panel, fuel savings are maximized.
- Our boilers are designed for minimum 4.500 kcal/h (flame temperature 1200 C°) fuel. Please contact our company to burn lower calorie fuel.



MODEL	CAPACITY			Dimensions						WATER VOLUME	BOILER FLANGES				FUEL TANK CAPACITY		OPERATING PRESSURE	INSULATION PROPERTIES	APPROXIMATE WEIGHT
											WATER INLET	WATER OUTPUT	SAFETY	DISCHARGE	COAL	OLIVE POMANCE			
BİRİM	KCAL/H	KW	MW	A	B	C	H	K	L	LT	DN	DN	INCH	INCH	KG	KG	BAR	MM	KG
EKOPEL 3G YS 80	80.000	93	0,09	2350	760	1150	1350	220	1200	230	2"	2"	1	1	150	125	3	100	763
EKOPEL 3G YS 100	100.000	116	0,12	2650	760	1150	1350	220	1500	255	2"	2"	1	1	150	125	3	100	775
EKOPEL 3G YS 130	130.000	151	0,15	2850	870	1250	1550	220	1600	315	50	50	1 1/4	1	150	125	3	100	900
EKOPEL 3G YS 150	150.000	174	0,17	3000	870	1250	1550	220	1750	360	50	50	1 1/4	1	150	125	3	100	1200
EKOPEL 3G YS 160	160.000	186	0,19	3000	940	1250	1550	220	1750	380	65	65	1 1/4	1	200	175	3	100	1230
EKOPEL 3G YS 200	200.000	233	0,23	3200	1040	1450	1750	270	1750	485	65	65	1 1/4	1	200	175	3	100	1606
EKOPEL 3G YS 250	250.000	291	0,29	3600	1160	1600	1800	320	2000	610	80	80	1 1/2	1	200	175	3	100	1800
EKOPEL 3G YS 300	300.000	349	0,35	3750	1160	1650	1850	400	2100	650	80	80	1 1/2	1	200	175	3	100	2110
EKOPEL 3G YS 350	350.000	407	0,41	4000	1300	1750	2060	400	2250	910	80	80	1 1/2	1	200	175	3	100	2550
EKOPEL 3G YS 400	400.000	465	0,47	4100	1300	1750	2060	400	2350	960	80	80	1 1/2	1	200	175	3	100	3100
EKOPEL 3G YS 500	500.000	581	0,58	4250	1520	1900	2205	400	2350	1155	100	100	2	1	200	175	4	100	4360
EKOPEL 3G YS 600	600.000	698	0,70	4500	1620	1900	2270	400	2800	1205	100	100	2	1	200	175	4	100	4650
EKOPEL 3G YS 700**	700.000	814	0,81	4900	1620	1900	2270	450	3000	1465	100	100	2	1	400	350	4	100	5700
EKOPEL 3G YS 800**	800.000	930	0,93	5000	1740	2000	2300	450	3000	1960	100	100	2	1	400	350	4	100	6560
EKOPEL 3G YS 900**	900.000	1.047	1,05	5200	1860	2000	2500	450	3200	2210	100	100	2	1	400	350	4	100	7100
EKOPEL 3G YS 1000**	1.000.000	1.163	1,16	5500	1860	2000	2500	500	3500	2955	125	125	2	2	400	350	5	100	7950
EKOPEL 3G YS 1250**	1.250.000	1.453	1,45	6000	1860	2000	2500	500	4000	3160	125	125	2	2	400	350	5	100	8750
EKOPEL 3G YS 1500**	1.500.000	1.744	1,74	6550	1900	2050	2600	550	4500	3280	125	125	2 1/2	2	400	350	5	100	9950

EKOTEK HEAT TECHNOLOGIES HAVE THE RIGHT TO MAKE CHANGES IN STANDARDS, DESIGNS, VS, DIMENSIONS, WEIGHTS AND MODELS WITHOUT NOTICE.

NOTE: The recommended chimney diameter is calculated as an average of 400 m altitude. The diameter of the chimney is the minimum size and may vary.

FIERY SERIES

25.000 KCAL/H-60.000 KCAL/H heat capacity

INDIVIDUAL HEATING COUNTER-PRESSURIZED LIQUID/GAS FUEL HOT WATER BOILER



GENERAL INFORMATION AND MATERIAL QUALITY

- Our company is controlled and audited by EKOTEK, Brand registered and ISO 9001:2015 quality management system. Our products are TSE CERTIFIED products.
- Welding processes are carried out by certified welders in accordance with approved WPS and WPQRs.
- The products used in production are all certified materials.
- Our boilers produced in TS EN 497 standards are certified with 97/23/AT Pressure Equipment Regulation module H Full Quality Assurance.
- Our products are manufactured using S235 JR quality sheet metal.
- Our products are manufactured using boiler pipes made of P235GH and higher quality steel in accordance with TS EN 10217-2 norm.
- With the insulation we have made in our boilers, we minimize heat losses and provide fuel savings.
- Although it is optional in our boilers, antifreeze can be used against the risk of freezing in the installation.

- Get support from engineering companies for central system gas opening works. For the burner pe max: 300 or pe 21 mbar gas line according to the burner gas pressure, please get information from our company for the gas line.
- Do not forget to have a ce and tse certified chimney made for natural gas. Do not forget to get a chimney offer suitable for natural gas from our company.
- It has the flexibility to work in harmony with different combustion systems.
- They are boilers that provide high efficiency and can burn LIQUID and GAS fuels that produce hot water for ships, construction sites and flats that can fit into the narrowest spaces with their small design.
- These are our boilers that provide ECONOMIC ease of use with their high efficiency design and low fuel consumption.
- With the back pressure combustion system, the flame returns within the same cell, the gases and half-burned fuel particles that encounter the burner flame for the second time are converted into energy by burning again and the fuel is completely burned.



MODEL	CAPACITY	Dimensions								WATER VOLUME	BOILER FLANGES				OPERATING PRESSURE	INSULATION PROPERTIES	APPROXIMATE WEIGHT
											WATER INLET	WATER OUTPUT	SAFETY	DISCHARGE			
BİRİM	KCAL/H	KW	A	B	C	D	H	L	K	LT	INCH	INCH	INCH	INCH	BAR	MM	KG
FIERY25	25.000	29	1150	560	250	400	550	500	120	115	1 1/4	1 1/4	3/4	1/2	2	50	215
FIERY 40	40.000	46	1200	600	250	450	550	720	120	130	1 1/4	1 1/4	3/4	1/2	2	50	280
FIERY 60	60.000	69	1740	650	350	540	550	850	150	165	1 1/2	1 1/2	3/4	1/2	2	50	345

EKOTEK HEAT TECHNOLOGIES HAVE THE RIGHT TO MAKE CHANGES IN STANDARDS, DESIGNS, VS, DIMENSIONS, WEIGHTS AND MODELS WITHOUT NOTICE.

NOTE: The recommended chimney diameter is calculated as an average of 400 m altitude. The diameter of the chimney is the minimum size and may vary.

ATOM SERIES

80.000 KCAL/H-2.500.000 KCAL/H heat capacity

CENTRAL HEATING AGAINST PRESSURE LIQUID/GAS FUEL HOT WATER BOILER



GENERAL INFORMATION AND MATERIAL QUALITY

- Our company is controlled and audited by EKOTEK, Brand registered and ISO 9001:2015 quality management system. Our products are TSE CERTIFIED products.
- Welding processes are carried out by certified welders in accordance with approved WPS and WPQRs.
- The products used in production are all certified materials.
- Our boilers produced in TS EN 497 standards are certified with 97/23/AT Pressure Equipment Regulation module H Full Quality Assurance.
- Our products are manufactured using S235 JR quality sheet metal.
- Our products are manufactured using boiler pipes made of P235GH and higher quality steel in accordance with TS EN 10217-2 norm.
- With the insulation we have made in our boilers, we minimize heat losses and provide fuel savings.

- Although it is optional in our boilers, antifreeze can be used against the risk of freezing in the installation.
- Get support from engineering companies for central system gas opening works. For the burner pe max: 300 or pe 21 mbar gas line according to the burner gas pressure, please get information from our company for the gas line.
- Do not forget to have a ce and tse certified chimney made for natural gas. Do not forget to get a chimney offer suitable for natural gas from our company.
- These are our boilers that provide ECONOMIC ease of use with their high efficiency design and low fuel consumption.
- With the back pressure combustion system, the flame returns within the same cell, the gases and half-burned fuel particles that encounter the burner flame for the second time are converted into energy by burning again and the fuel is completely burned.



MODEL	CAPACITY		Dimensions							WATER VOLUME	BOILER FLANGES					OPERATING PRESSURE	COUNTER-PRESSURE	INSULATION PROPERTIES	APPROXIMATE WEIGHT
											WATER INLET	WATER OUTPUT	SAFETY	DISCHARGE	BAR				
BİRİM	KCAL/H	KW	MW	A	B	C	H	K	L	LT	DN	DN	INCH	INCH	BAR	MM	KG		
ATOM 80	80.000	93	0,09	1450	585	550	775	150	900	230	2"	2"	1	1	3	0,7	100	275	
ATOM 100	100.000	116	0,12	1450	640	550	820	200	900	255	2"	2"	1	1	3	0,7	100	350	
ATOM 130	130.000	151	0,15	1650	640	550	820	200	950	315	50	50	1 1/4	1	3	1	100	400	
ATOM 160	160.000	186	0,19	1750	720	550	875	200	1050	360	65	65	1 1/4	1	3	1,3	100	500	
ATOM 200	200.000	233	0,23	1750	810	550	960	250	1050	375	65	65	1 1/4	1	3	1,5	100	600	
ATOM 225	225.000	262	0,26	1800	840	550	1000	250	1100	425	65	65	1 1/4	1	3	1,6	100	700	
ATOM 250	250.000	291	0,29	1950	850	550	1100	250	1200	475	80	80	1 1/2	1	3	1,8	100	850	
ATOM 300	300.000	349	0,35	2200	850	550	1100	300	1450	600	80	80	1 1/2	1	3	1,8	100	950	
ATOM 400	400.000	465	0,47	2350	950	550	1160	300	1500	675	80	80	1 1/2	1	3	1,8	100	1050	
ATOM 450	450.000	523	0,52	2500	1000	650	1240	350	1575	753	80	80	1 1/2	1	4	1,8	100	1100	
ATOM 500	500.000	581	0,58	2600	1000	650	1240	350	1650	815	100	100	2	1	4	1,8	100	1200	
ATOM 600	600.000	698	0,70	2650	1100	650	1350	350	1650	890	100	100	2	1	4	2	100	1280	
ATOM 700	700.000	814	0,81	2900	1100	650	1350	350	1850	960	100	100	2	1	4	2,3	100	1320	
ATOM 800	800.000	930	0,93	3270	1250	700	1500	400	1900	1060	100	100	2	1	4	2,6	100	1430	
ATOM 900	900.000	1.047	1,05	3550	1250	700	1500	400	2100	1125	100	100	2	1	4	2,8	100	1650	
ATOM 1000	1.000.000	1.163	1,16	3700	1350	700	1650	450	2300	1355	125	125	3	1	5	3	100	1780	
ATOM 1250	1.250.000	1.453	1,45	3950	1400	750	1700	500	2500	1550	125	125	3	1	5	3,7	100	2150	
ATOM 1500	1.500.000	1.744	1,74	3950	1550	750	1850	550	2500	1940	125	125	3	1	5	3,9	100	2560	
ATOM 2000	2.000.000	2.326	2,33	4300	1650	750	1900	550	2800	2200	150	150	4	1	8	4,8	100	3100	
ATOM 2500	2.500.000	2.907	2,91	4500	1700	750	2000	600	2950	2945	150	150	4	1	8	5	100	3550	

EKOTEK HEAT TECHNOLOGIES HAVE THE RIGHT TO MAKE CHANGES IN STANDARDS, DESIGNS, VS. DIMENSIONS, WEIGHTS AND MODELS WITHOUT NOTICE.

NOTE: The recommended chimney diameter is calculated as an average of 400 m altitude. The diameter of the chimney is the minimum size and may vary.

BURNING SERIES

100.000 KCAL/H-20.000.000 KCAL/H heat capacity

SCOTCH TYPE LIQUID / GAS FUEL HOT WATER BOILER

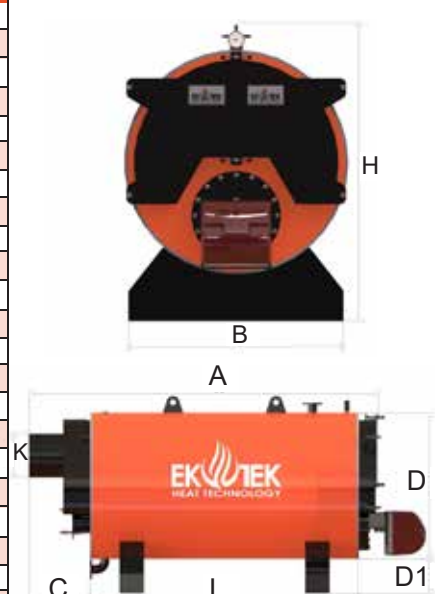


GENERAL INFORMATION AND MATERIAL QUALITY

- Our company is controlled and audited by EKOTEK, Brand-registered, ISO 9001:2015 quality management system. Our products are TSE CERTIFIED products.
- Welding processes are carried out by certified welders in accordance with approved WPS and WPQRs.
- The products used in production are all certified materials.
- Our boilers produced in TS EN 497 standards are certified with 97/23/AT Pressure Equipment Regulation module H Full Quality Assurance.
- Our products are manufactured using S235 JR quality sheet metal.
- Our products are manufactured using boiler pipes made of P235GH and higher quality steel in accordance with TS EN 10217-2 norm.

- Get support from engineering companies for central system gas opening works. Pe max:300 or pe 21 mbar gas line to the burner According to the burner gas pressure For the gas line Get information from our company.
- Do not forget to have a ce and tse certified chimney made for natural gas. Do not forget to get a chimney offer suitable for natural gas from our company.
- Thanks to its Scotch Type Three-pass design, it distributes the heat obtained equally to all surfaces, ensuring maximum heat transfer and saves fuel.
- These are our boilers that provide ECONOMIC ease of use with their high efficiency design and low fuel consumption.
- With the insulation we have made in our boilers, we minimize heat losses and provide fuel savings.

MODEL	CAPACITY			Dimensions								WATER VOLUME	BOILER FLANGES					OPERATING PRESSURE	COUNTER-PRESSURE	INSULATION PROPERTIES	APPROXIMATE WEIGHT
													WATER INLET	WATER OUTPUT	SAFETY	DISCHARGE	BAR				
BİRİM	KCAL/H	KW	MW	A	B	C	D	H	K	L	LT	DN	DN	INCH	INCH	BAR	MMBAR	MM	KG		
BURNING 100	100.000	116	0,12	1450	600	550	700	1100	150	1070	260	2"	2"	1	1	3	0,8	100	765		
BURNING 130	130.000	151	0,15	1590	700	550	800	1150	170	1200	275	2"	2"	1	1	3	0,9	100	860		
BURNING 150	150.000	174	0,17	1700	700	550	800	1150	170	1300	320	50	50	1 1/4	1	3	1	100	900		
BURNING 160	160.000	186	0,19	1800	750	550	850	1250	200	1350	380	65	65	1 1/4	1	3	1,5	100	1200		
BURNING 200	200.000	233	0,23	1900	750	550	850	1250	200	1420	420	65	65	1 1/4	1	3	1,5	100	1290		
BURNING 250	250.000	291	0,29	1900	820	550	920	1370	200	1420	515	65	65	1 1/4	1	3	2	100	1450		
BURNING 300	300.000	349	0,35	2120	1000	600	1100	1500	200	1550	675	80	80	1 1/2	1	3	2,5	100	1760		
BURNING 350	350.000	407	0,41	2400	1000	600	1100	1500	250	1800	720	80	80	1 1/2	1	3	3	100	1980		
BURNING 400	400.000	465	0,47	2600	1000	600	1100	1550	250	1900	970	80	80	1 1/2	1	3	3,5	100	2370		
BURNING 450	450.000	523	0,52	2600	1100	700	1200	1650	250	1900	1050	80	80	1 1/2	1	3	4	100	2670		
BURNING 500	500.000	581	0,58	2750	1300	700	1400	1800	300	1950	1230	100	100	2	1	4	4,3	100	3190		
BURNING 600	600.000	698	0,70	2800	1300	700	1400	1800	300	2050	1320	100	100	2	1	4	4,7	100	3750		
BURNING 700	700.000	814	0,81	2950	1300	700	1400	1850	350	2200	1585	100	100	2	1	4	5	100	4050		
BURNING 800	800.000	930	0,93	3100	1420	700	1520	2000	350	2250	2105	100	100	2	1	4	5	100	4300		
BURNING 900	900.000	1.047	1,05	3250	1550	700	1650	2150	400	2400	2350	100	100	2	1	4	5	100	4700		
BURNING 1000	1.000.000	1.163	1,16	3550	1550	700	1650	2150	450	2700	3100	125	125	3	2	5	5,4	100	4950		
BURNING 1250	1.250.000	1.453	1,45	3550	1600	750	1700	2200	500	2700	3290	125	125	3	2	5	6	100	5100		
BURNING 1500	1.500.000	1.744	1,74	3750	1620	750	1720	2250	550	2900	3450	125	125	3	2	5	6	100	5300		
BURNING 1750	1.750.000	2.035	2,03	3750	1750	750	1850	2380	550	2900	4750	150	150	4	2	5	6,5	100	5750		
BURNING 2000	2.000.000	2.326	2,33	4000	1800	750	1900	2450	600	3150	6120	150	150	4	2	5	6,5	100	6070		
BURNING 2500	2.500.000	2.907	2,91	4150	1850	800	1950	2500	650	3250	7040	150	150	4	2	6	6,5	100	7400		
BURNING 3000	3.000.000	3.488	3,49	4550	1960	800	2060	2610	700	3650	8450	150	150	4	2	6	7	100	8350		
BURNING 3500	3.500.000	4.070	4,07	4950	2050	800	2150	2750	750	4000	10200	200	200	4	2	6	7	100	9100		
BURNING 4000	4.000.000	4.651	4,65	4950	2150	1000	2260	2900	800	4000	11850	200	200	4	2	6	7,5	100	10900		
BURNING 4500	4.500.000	5.233	5,23	5750	2250	1000	2350	3000	850	4500	13500	200	200	4	2	6	8	100	12650		
BURNING 5000	5.000.000	5232	5,23	5750	2350	1000	2500	3100	900	4500	14250	200	200	4	2	6	8	100	14750		
BURNING 6000	6.000.000	6.977	6,98	5750	2400	1000	2500	3200	1000	4500	15600	200	200	4	2	6	8	100	16250		
BURNING 7000	7.000.000	8.140	8,14	6150	2550	1000	2650	3350	1100	4900	18500	200	200	4	2	6	9	100	18700		
BURNING 8000	8.000.000	9.302	9,30	7000	2900	1250	3000	3700	1200	5750	19400	200	200	4	2	6	9	100	20350		
BURNING 9000	9.000.000	10.465	10,47	7650	2950	1250	3050	3750	1300	6250	20750	250	250	4	2	6	9	100	21900		
BURNING 10000	10.000.000	11.628	11,63	8200	3100	1250	3000	3650	1400	6750	21900	250	250	4	2	6	9,5	100	24350		
BURNING 17000	17.000.000	19.767	19,77	8200	3350	1250	3300	3950	1500	6800	25750	250	250	4	2	6	9,5	100	27750		
BURNING 19000	19.000.000	22.093	22,09	8250	3750	1300	3700	4350	1600	6650	31000	250	250	4	2	6	9,5	100	29500		
BURNING 20000	20.000.000	23.256	23,26	8300	3800	1300	3750	4400	1650	6950	33350	250	250	4	2	6	9,5	100	36000		



EKOTEK HEAT TECHNOLOGIES HAVE THE RIGHT TO MAKE CHANGES IN STANDARDS, DESIGNS, VS, DIMENSIONS, WEIGHTS AND MODELS WITHOUT NOTICE.

NOTE: The recommended chimney diameter is calculated as an average of 400 m altitude. The diameter of the chimney is the minimum size and may vary.

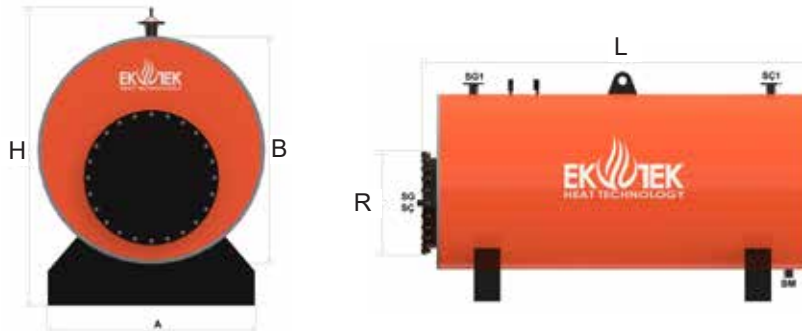
SINGLE SERPENTINE HOT WATER STORAGE TANK



GENERAL INFORMATION AND MATERIAL QUALITY

- Our company is controlled and audited by EKOTEK, Brand registered and ISO 9001:2015 quality management system.
- Welding processes are carried out by certified welders in accordance with approved WPS and WPQRs.
- The products used in production are all certified materials.
- Our products have been produced in accordance with the 2014/68/EU Pressure Vessels directive and have a CE certificate.
- Our products are manufactured according to EN288, EN287-1 using S235 JR quality sheet metal.
- Single serpentine boilers provide both economical and hygienic domestic hot water with the heat energy it receives from a single heat source (hot water boiler, steam boiler, solar energy panels, heat pump, geothermal energy etc.).

- It can be used with natural circulation or circulation pump.
- It can be supplemented with an additional electric heater.
- The inner body of the boiler is manufactured with epoxy paint.
- The heat of the heating fluid is transferred to the domestic water by a serpentine with a large cross-section and large heat transfer surface area.
- It is suitable for many places that need hot water such as apartments, hospitals, schools, villas and hotels.
- It has ease of maintenance and use.
- Optionally, it can be manufactured as vertical and horizontal type.



MODEL	CAPACITY	Dimensions					TANK FLANGES							OPERATING PRESSURE	INSULATION PROPERTIES	APPROXIMATE WEIGHT
							HEATING WATER INLET	HEATING WATER OUTLET	USE WATER INLET	USE WATER OUTPUT	DISCHARGE	MANOMETER	THERMOMETER			
BİRİM	M ³	A	B	H	L	R ø	INCH	INCH	INCH	INCH	INCH	INCH	INCH	BAR	MM	KG
EKO BOYLER 100	0,1	450	650	900	750	250	1	1	3/4	3/4	1	1/2	1/2	6 - 10	100	120
EKO BOYLER 150	0,15	450	650	900	975	250	1	1	3/4	3/4	1	1/2	1/2	6 - 10	100	135
EKO BOYLER 200	0,2	450	650	900	1250	250	1	1	3/4	3/4	1	1/2	1/2	6 - 10	100	155
EKO BOYLER 300	0,3	590	790	1040	1300	300	1 1/4	1 1/4	1	1	1	1/2	1/2	6 - 10	100	210
EKO BOYLER 400	0,4	590	790	1040	1450	300	1 1/4	1 1/4	1	1	1	1/2	1/2	6 - 10	100	275
EKO BOYLER 500	0,5	590	790	1040	1850	300	1 1/4	1 1/4	1	1	1	1/2	1/2	6 - 10	100	310
EKO BOYLER 600	0,6	590	790	1040	2150	300	1 1/4	1 1/4	1	1	1	1/2	1/2	6 - 10	100	350
EKO BOYLER 750	0,75	675	875	1125	2250	300	1 1/4	1 1/4	1 1/4	1 1/4	1	1/2	1/2	6 - 10	100	410
EKO BOYLER 1000	1	900	1100	1350	2100	400	1 1/4	1 1/4	1 1/4	1 1/4	1	1/2	1/2	6 - 10	100	570
EKO BOYLER 1250	1,25	1000	1200	1450	2150	400	1 1/2	1 1/2	1 1/4	1 1/4	1	1/2	1/2	6 - 10	100	650
EKO BOYLER 1500	1,5	1000	1200	1450	2350	400	1 1/2	1 1/2	1 1/4	1 1/4	1	1/2	1/2	6 - 10	100	790
EKO BOYLER 2000	2	1150	1350	1600	2350	500	1 1/2	1 1/2	1 1/2	1 1/2	1	1/2	1/2	6 - 10	100	850
EKO BOYLER 2500	2,5	1300	1500	1750	2250	500	1 1/2	1 1/2	1 1/2	1 1/2	1	1/2	1/2	6 - 10	100	1400
EKO BOYLER 3000	3	1300	1500	1750	2600	500	1 1/2	1 1/2	1 1/2	1 1/2	1	1/2	1/2	6 - 10	100	1575
EKO BOYLER 3500	3,5	1350	1550	1800	2950	500	1 1/2	1 1/2	1 1/2	1 1/2	1	1/2	1/2	6 - 10	100	1700
EKO BOYLER 4000	4	1450	1650	1900	3100	500	1 1/2	1 1/2	2	2	1	1/2	1/2	6 - 10	100	1800
EKO BOYLER 5000	5	1450	1650	1900	3750	500	1 1/2	1 1/2	2	2	1	1/2	1/2	6 - 10	100	1950
EKO BOYLER 6000	6	1450	1650	1900	4000	500	2	2	2	2	1	1/2	1/2	6 - 10	100	2100
EKO BOYLER 7000	7	1550	1750	2100	4000	600	2	2	2	2	1	1/2	1/2	6 - 10	100	2215
EKO BOYLER 8000	8	1550	1750	2100	4250	600	2	2	2 1/2	2 1/2	1	1/2	1/2	6 - 10	100	2345
EKO BOYLER 9000	9	1650	1850	2200	4250	600	2	2	2 1/2	2 1/2	1	1/2	1/2	6 - 10	100	2475
EKO BOYLER 10000	10	1800	2000	2350	4400	600	2	2	2 1/2	2 1/2	1	1/2	1/2	6 - 10	100	2605

EKOTEK HEAT TECHNOLOGIES HAVE THE RIGHT TO MAKE CHANGES IN STANDARDS, DESIGNS, VS, DIMENSIONS, WEIGHTS AND MODELS WITHOUT NOTICE.

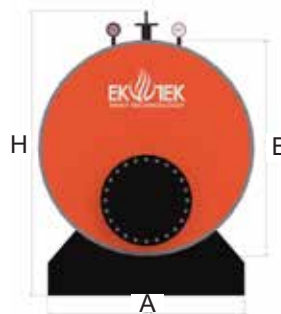
DOUBLE SERPENTINE HOT WATER STORAGE TANK



GENERAL INFORMATION AND MATERIAL QUALITY

- Our company, EKOTEK, is brand registered and controlled and audited by the ISO 9001:2015 quality management system.
- Welding processes are carried out by certified welders in accordance with approved WPS and WPQRs.
- The products used in production are all certified materials.
- Our products are manufactured according to EN288, EN287-1 using S235 JR quality sheet metal.
- Double serpentine boilers come from two different heat sources (hot water boiler, steam boiler, solar panels, heat pump, geothermal energy etc.) provides both economical and hygienic domestic hot water supply with the heat energy it receives.

- It can be used with natural circulation or circulation pump.
- It can be supplemented with an additional electric heater.
- The inner body of the boiler is manufactured with epoxy paint.
- The heat of the heating fluid is transferred to the domestic water by a serpentine with a large cross-section and large heat transfer surface area.
- It is suitable for many places that need hot water such as apartments, hospitals, schools, villas and hotels.
- It has ease of maintenance and use.
- Optionally, it can be manufactured as vertical and horizontal type.



MODEL	CAPACITY	Dimensions					TANK FLANGES							OPERATING PRESSURE	INSULATION PROPERTIES	APPROXIMATE WEIGHT
							HEATING WATER INLET	HEATING WATER OUTLET	USE WATER INLET	USE WATER OUTPUT	DISCHARGE	MANOMETER	THERMOMETER			
BIRIM	M ³	A	B	H	L	R ø	INCH	INCH	INCH	INCH	INCH	INCH	INCH	BAR	MM	KG
EKO BOYLER 100	0,1	450	650	900	750	250	1	1	3/4	3/4	1	1/2	1/2	6 - 10	100	150
EKO BOYLER 150	0,15	450	650	900	975	250	1	1	3/4	3/4	1	1/2	1/2	6 - 10	100	170
EKO BOYLER 200	0,2	450	650	900	1250	250	1	1	3/4	3/4	1	1/2	1/2	6 - 10	100	210
EKO BOYLER 300	0,3	590	790	1040	1300	300	1 1/4	1 1/4	1	1	1	1/2	1/2	6 - 10	100	245
EKO BOYLER 400	0,4	590	790	1040	1450	300	1 1/4	1 1/4	1	1	1	1/2	1/2	6 - 10	100	280
EKO BOYLER 500	0,5	590	790	1040	1850	300	1 1/4	1 1/4	1	1	1	1/2	1/2	6 - 10	100	350
EKO BOYLER 600	0,6	590	790	1040	2150	300	1 1/4	1 1/4	1	1	1	1/2	1/2	6 - 10	100	410
EKO BOYLER 750	0,75	675	875	1125	2250	300	1 1/4	1 1/4	1 1/4	1 1/4	1	1/2	1/2	6 - 10	100	590
EKO BOYLER 1000	1	900	1100	1350	2100	400	1 1/4	1 1/4	1 1/4	1 1/4	1	1/2	1/2	6 - 10	100	670
EKO BOYLER 1250	1,25	1000	1200	1450	2150	400	1 1/2	1 1/2	1 1/4	1 1/4	1	1/2	1/2	6 - 10	100	720
EKO BOYLER 1500	1,5	1000	1200	1450	2350	400	1 1/2	1 1/2	1 1/4	1 1/4	1	1/2	1/2	6 - 10	100	820
EKO BOYLER 2000	2	1150	1350	1600	2350	500	1 1/2	1 1/2	1 1/2	1 1/2	1	1/2	1/2	6 - 10	100	1320
EKO BOYLER 2500	2,5	1300	1500	1750	2250	500	1 1/2	1 1/2	1 1/2	1 1/2	1	1/2	1/2	6 - 10	100	1475
EKO BOYLER 3000	3	1300	1500	1750	2600	500	1 1/2	1 1/2	1 1/2	1 1/2	1	1/2	1/2	6 - 10	100	1610
EKO BOYLER 3500	3,5	1350	1550	1800	2950	500	1 1/2	1 1/2	1 1/2	1 1/2	1	1/2	1/2	6 - 10	100	1730
EKO BOYLER 4000	4	1450	1650	1900	3100	500	1 1/2	1 1/2	2	2	1	1/2	1/2	6 - 10	100	1875
EKO BOYLER 5000	5	1450	1650	1900	3750	500	1 1/2	1 1/2	2	2	1	1/2	1/2	6 - 10	100	2350
EKO BOYLER 6000	6	1450	1650	1900	4000	500	2	2	2	2	1	1/2	1/2	6 - 10	100	2520
EKO BOYLER 7000	7	1550	1750	2100	4000	600	2	2	2	2	1	1/2	1/2	6 - 10	100	2630
EKO BOYLER 8000	8	1550	1750	2100	4250	600	2	2	2 1/2	2 1/2	1	1/2	1/2	6 - 10	100	2710
EKO BOYLER 9000	9	1650	1850	2200	4250	600	2	2	2 1/2	2 1/2	1	1/2	1/2	6 - 10	100	2850
EKO BOYLER 10000	10	1800	2000	2350	4400	600	2	2	2 1/2	2 1/2	1	1/2	1/2	6 - 10	100	2940

EKOTEK HEAT TECHNOLOGIES HAVE THE RIGHT TO MAKE CHANGES IN STANDARDS, DESIGNS, VS, DIMENSIONS, WEIGHTS AND MODELS WITHOUT NOTICE.

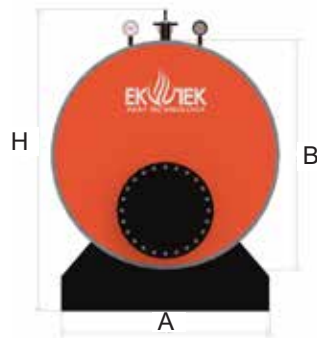
JACKETED HOT WATER STORAGE TANK



GENERAL INFORMATION AND MATERIAL QUALITY

- Our company, EKOTEK, is brand registered and controlled and audited by the ISO 9001:2015 quality management system.
- Welding processes are carried out by certified welders in accordance with approved WPS and WPQRs.
- The products used in production are all certified materials.
- Our products are manufactured according to EN288, EN287-1 using S235 JR quality sheet metal.
- Double serpentine boilers come from two different heat sources (hot water boiler, steam boiler, solar panels, heat pump, geothermal energy etc.) provides both economical and hygienic domestic hot water supply with the heat energy it receives.

- It can be used with natural circulation or circulation pump.
- It can be supplemented with an additional electric heater.
- The inner body of the boiler is manufactured with epoxy paint.
- The heat of the heating fluid is transferred to the domestic water by a serpentine with a large cross-section and large heat transfer surface area.
- It is suitable for many places that need hot water such as apartments, hospitals, schools, villas and hotels.
- It has ease of maintenance and use.
- Optionally, it can be manufactured as vertical and horizontal type.



MODEL	CAPACITY	Dimensions					TANK FLANGES							OPERATING PRESSURE	INSULATION PROPERTIES	APPROXIMATE WEIGHT
							HEATING WATER INLET	HEATING WATER OUTLET	USE WATER INLET	USE WATER OUTPUT	DISCHARGE	MANOMETER	THERMOMETER			
BİRİM	M ³	A	B	H	L	R ø	INCH	INCH	INCH	INCH	INCH	INCH	INCH	BAR	MM	KG
EKO BOYLER 100	0,1	550	750	970	900	250	1	1	3/4	3/4	1	1/2	1/2	6 - 10	100	105
EKO BOYLER 150	0,15	550	750	970	1050	250	1	1	3/4	3/4	1	1/2	1/2	6 - 10	100	120
EKO BOYLER 200	0,2	550	750	970	1350	250	1	1	3/4	3/4	1	1/2	1/2	6 - 10	100	150
EKO BOYLER 300	0,3	690	890	1110	1400	300	1 1/4	1 1/4	1	1	1	1/2	1/2	6 - 10	100	195
EKO BOYLER 400	0,4	690	890	1110	1550	300	1 1/4	1 1/4	1	1	1	1/2	1/2	6 - 10	100	210
EKO BOYLER 500	0,5	690	890	1110	1950	300	1 1/4	1 1/4	1	1	1	1/2	1/2	6 - 10	100	290
EKO BOYLER 600	0,6	690	890	1110	2250	300	1 1/4	1 1/4	1	1	1	1/2	1/2	6 - 10	100	365
EKO BOYLER 750	0,75	800	1000	1200	2350	300	1 1/4	1 1/4	1 1/4	1 1/4	1	1/2	1/2	6 - 10	100	510
EKO BOYLER 1000	1	1050	1250	1450	2200	400	1 1/4	1 1/4	1 1/4	1 1/4	1	1/2	1/2	6 - 10	100	630
EKO BOYLER 1250	1,25	1150	1350	1550	2250	400	1 1/2	1 1/2	1 1/4	1 1/4	1	1/2	1/2	6 - 10	100	690
EKO BOYLER 1500	1,5	1150	1350	1550	2450	400	1 1/2	1 1/2	1 1/4	1 1/4	1	1/2	1/2	6 - 10	100	780
EKO BOYLER 2000	2	1300	1500	1700	2450	500	1 1/2	1 1/2	1 1/2	1 1/2	1	1/2	1/2	6 - 10	100	985
EKO BOYLER 2500	2,5	1500	1700	1850	2350	500	1 1/2	1 1/2	1 1/2	1 1/2	1	1/2	1/2	6 - 10	100	1190
EKO BOYLER 3000	3	1600	1800	1850	2700	500	1 1/2	1 1/2	1 1/2	1 1/2	1	1/2	1/2	6 - 10	100	1285
EKO BOYLER 3500	3,5	1600	1800	1950	3050	500	1 1/2	1 1/2	1 1/2	1 1/2	1	1/2	1/2	6 - 10	100	1410
EKO BOYLER 4000	4	1700	1900	2050	3200	500	1 1/2	1 1/2	2	2	1	1/2	1/2	6 - 10	100	1670
EKO BOYLER 5000	5	1700	1900	2050	3850	500	1 1/2	1 1/2	2	2	1	1/2	1/2	6 - 10	100	2050
EKO BOYLER 6000	6	1700	1900	2050	4120	500	2	2	2	2	1	1/2	1/2	6 - 10	100	2190
EKO BOYLER 7000	7	1850	2050	2250	4370	600	2	2	2	2	1	1/2	1/2	6 - 10	100	2320
EKO BOYLER 8000	8	1850	2050	2250	4370	600	2	2	2 1/2	2 1/2	1	1/2	1/2	6 - 10	100	2480
EKO BOYLER 9000	9	1950	2050	2350	4370	600	2	2	2 1/2	2 1/2	1	1/2	1/2	6 - 10	100	2650
EKO BOYLER 10000	10	2050	2250	2500	4550	600	2	2	2 1/2	2 1/2	1	1/2	1/2	6 - 10	100	2770

EKOTEK HEAT TECHNOLOGIES HAVE THE RIGHT TO MAKE CHANGES IN STANDARDS, DESIGNS, VS, DIMENSIONS, WEIGHTS AND MODELS WITHOUT NOTICE.

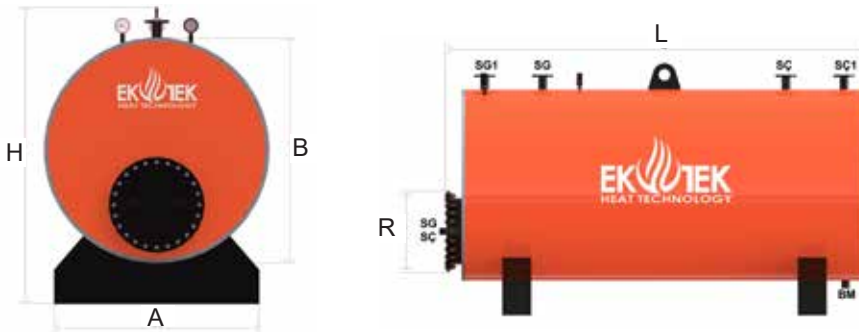
SERPENTINE AND JACKETED HOT WATER STORAGE TANK



GENERAL INFORMATION AND MATERIAL QUALITY

- Our company, EKOTEK, is brand registered and controlled and audited by the ISO 9001:2015 quality management system.
- Welding processes are carried out by certified welders in accordance with approved WPS and WPQRs.
- The products used in production are all certified materials.
- Our products are manufactured according to EN288, EN287-1 using S235 JR quality sheet metal.
- Double serpentine boilers come from two different heat sources (hot water boiler, steam boiler, solar panels, heat pump, geothermal energy etc.) provides both economical and hygienic domestic hot water supply with the heat energy it receives.

- It can be used with natural circulation or circulation pump.
- It can be supplemented with an additional electric heater.
- The inner body of the boiler is manufactured with epoxy paint.
- The heat of the heating fluid is transferred to the domestic water by a serpentine with a large cross-section and large heat transfer surface area.
- It is suitable for many places that need hot water such as apartments, hospitals, schools, villas and hotels.
- It has ease of maintenance and use.
- Optionally, it can be manufactured as vertical and horizontal type.



MODEL	CAPACITY	Dimensions					TANK FLANGES								OPERATING PRESSURE	INSULATION PROPERTIES	APPROXIMATE WEIGHT
							HEATING WATER INLET	HEATING WATER OUTLET	USE WATER INLET	USE WATER OUTPUT	DISCHARGE	MANOMETER	THERMOMETER				
BİRİM	M³	A	B	H	L	R ø	INCH	INCH	INCH	INCH	INCH	INCH	INCH	BAR	MM	KG	
EKO BOYLER 100	0,1	550	750	970	900	250	1	1	3/4	3/4	1	1/2	1/2	6 - 10	100	135	
EKO BOYLER 150	0,15	550	750	970	1050	250	1	1	3/4	3/4	1	1/2	1/2	6 - 10	100	150	
EKO BOYLER 200	0,2	550	750	970	1350	250	1	1	3/4	3/4	1	1/2	1/2	6 - 10	100	180	
EKO BOYLER 300	0,3	690	890	1110	1400	300	1 1/4	1 1/4	1	1	1	1/2	1/2	6 - 10	100	220	
EKO BOYLER 400	0,4	690	890	1110	1550	300	1 1/4	1 1/4	1	1	1	1/2	1/2	6 - 10	100	275	
EKO BOYLER 500	0,5	690	890	1110	1950	300	1 1/4	1 1/4	1	1	1	1/2	1/2	6 - 10	100	330	
EKO BOYLER 600	0,6	690	890	1110	2250	300	1 1/4	1 1/4	1	1	1	1/2	1/2	6 - 10	100	375	
EKO BOYLER 750	0,75	800	1000	1200	2350	300	1 1/4	1 1/4	1 1/4	1 1/4	1	1/2	1/2	6 - 10	100	495	
EKO BOYLER 1000	1	1050	1250	1450	2200	400	1 1/4	1 1/4	1 1/4	1 1/4	1	1/2	1/2	6 - 10	100	620	
EKO BOYLER 1250	1,25	1150	1350	1550	2250	400	1 1/2	1 1/2	1 1/4	1 1/4	1	1/2	1/2	6 - 10	100	690	
EKO BOYLER 1500	1,5	1150	1350	1550	2450	400	1 1/2	1 1/2	1 1/4	1 1/4	1	1/2	1/2	6 - 10	100	805	
EKO BOYLER 2000	2	1300	1500	1700	2450	500	1 1/2	1 1/2	1 1/2	1 1/2	1	1/2	1/2	6 - 10	100	1085	
EKO BOYLER 2500	2,5	1500	1700	1850	2350	500	1 1/2	1 1/2	1 1/2	1 1/2	1	1/2	1/2	6 - 10	100	1430	
EKO BOYLER 3000	3	1600	1800	1850	2700	500	1 1/2	1 1/2	1 1/2	1 1/2	1	1/2	1/2	6 - 10	100	1585	
EKO BOYLER 3500	3,5	1600	1800	1950	3050	500	1 1/2	1 1/2	1 1/2	1 1/2	1	1/2	1/2	6 - 10	100	1715	
EKO BOYLER 4000	4	1700	1900	2050	3200	500	1 1/2	1 1/2	2	2	1	1/2	1/2	6 - 10	100	1850	
EKO BOYLER 5000	5	1700	1900	2050	3850	500	1 1/2	1 1/2	2	2	1	1/2	1/2	6 - 10	100	1950	
EKO BOYLER 6000	6	1700	1900	2050	4120	500	2	2	2	2	1	1/2	1/2	6 - 10	100	2200	
EKO BOYLER 7000	7	1850	2050	2250	4370	600	2	2	2	2	1	1/2	1/2	6 - 10	100	2315	
EKO BOYLER 8000	8	1850	2050	2250	4370	600	2	2	2 1/2	2 1/2	1	1/2	1/2	6 - 10	100	2430	
EKO BOYLER 9000	9	1950	2050	2350	4370	600	2	2	2 1/2	2 1/2	1	1/2	1/2	6 - 10	100	2560	
EKO BOYLER 10000	10	2050	2250	2500	4550	600	2	2	2 1/2	2 1/2	1	1/2	1/2	6 - 10	100	2750	

EKOTEK HEAT TECHNOLOGIES HAVE THE RIGHT TO MAKE CHANGES IN STANDARDS, DESIGNS, VS, DIMENSIONS, WEIGHTS AND MODELS WITHOUT NOTICE.

ABOVE GROUND FUEL TANK



GENERAL INFORMATION AND MATERIAL QUALITY


- Our company is controlled and audited by EKOTEK, Brand registered and ISO 9001:2015 quality management system.
- Welding processes are carried out by certified welders in accordance with approved WPS and WPQRs.
- The products used in production are all certified materials.
- Our products are produced in accordance with TS EN 12285 – 2 Standard and 2014/68/EU Pressure Vessels directive and have CE certificate.
- Tanks produced in accordance with TS EN 12285 TS 712 standards are produced from S235 JR sheet and welded.

- Fuel Tanks are evaluated in two groups as Underground / Aboveground fuel tanks and body thicknesses are determined by making calculations according to the standards according to the volume of the fluid inside.
- Leakage controls of the fuel tanks are provided by performing a Hydrostatic test.
- Aboveground fuel tanks heat center fuel needs – These are the tanks used to store fuel and oil in aboveground conditions in cases such as vehicle fuel needs.
- Underground fuel tanks are painted with fillot paint and grounded with a magnesium anode rod to prevent static electricity and corrosion.
- Material dimensions and thicknesses to be used in underground and aboveground fuel tanks are specified in the table in the TS EN 12885 standard.

% 100 SAFE , USER-FRIENDLY

Our tanks are produced as single and double walled.

- Above ground fuel tanks, which are produced between 1.000L and 100.000L and used for liquid fuel storage, are produced without heater according to the type of fuel.
- Offered to insulated and non-insulated consumers upon request.
- Heaters can be connected to our tanks, which are produced as insulated and non-insulated upon request.
- Level indicator is available.
- Ventilation is available.



MODEL	CAPACITY	Dimensions								TANK FLANGES				APPROXIMATE WEIGHT
										FILLING	FUEL OUTPUT	AIR OUT	MAN HOLE	
BIRIM	LT	A	B	B1	C	D	H	K	L	INCH	INCH	INCH	INCH	KG
EKO TS YT 1	93	1450	600	350	550	700	1100	150	1070	2"	2"	1	1	765
EKO TS YT 3	116	1590	700	350	550	800	1150	170	1200	2"	2"	1	1	860
EKO TS YT 5	151	1700	700	350	550	800	1150	170	1300	50	50	1 1/4	1	900
EKO TS YT 7	174	1800	750	350	550	850	1250	200	1350	65	65	1 1/4	1	1200
EKO TS YT 10	186	1900	750	350	550	850	1250	200	1420	65	65	1 1/4	1	1290
EKO TS YT 13	232	1900	820	350	550	920	1370	200	1420	65	65	1 1/4	1	1606
EKO TS YT 16	290	2120	1000	350	600	1100	1500	200	1550	80	80	1 1/2	1	1800
EKO TS YT 20	348	2400	1000	350	600	1100	1500	250	1800	80	80	1 1/2	1	2110
EKO TS YT 25	407	2600	1000	350	600	1100	1550	250	1900	80	80	1 1/2	1	2550
EKO TS YT 30	465	2600	1100	350	700	1200	1650	250	1900	80	80	1 1/2	1	2850
EKO TS YT 40	523	2750	1300	350	700	1400	1800	300	1950	100	100	2	1	3340
EKO TS YT 50	581	2800	1300	350	700	1400	1800	300	2050	100	100	2	1	4125
EKO TS YT 60	697	2950	1300	350	700	1400	1850	350	2200	100	100	2	1	4550
EKO TS YT 80	814	3100	1420	350	700	1520	2000	350	2250	100	100	2	1	5250
EKO TS YT 100	930	3250	1550	350	700	1650	2150	350	2400	100	100	2	1	5940

EKOTEK HEAT TECHNOLOGIES HAVE THE RIGHT TO MAKE CHANGES IN STANDARDS, DESIGNS, VS, DIMENSIONS, WEIGHTS AND MODELS WITHOUT NOTICE.

STAINLESS TANKS

% 100 SAFE , USER-FRIENDLY



STAINLESS MILK
PROCESS TANKS

STAINLESS HONEY
MOLASSES TANKS


STAINLESS
OLIVE OIL TANKS

STAINLESS
JUICE TANKS

STAINLESS CHEMICAL
INDUSTRY TANKS

MODEL	CAPACITY	Dimensions			APPROXIMATE WEIGHT
		DIAMETER (MM)	THICKNESS (MM)	HEIGHT (MM)	
BİRİM	LT	A	D	H	KG
EKO ZT 30	30	330	0,60	500	7,5
EKO ZT 40	40	330	0,60	630	10
EKO ZT 50	50	330	1,00	730	14
EKO ZT 100	100	400	1,00	950	18
EKO ZT 300	300	600	1,20	1250	37
EKO ZT 500	500	750	1,20	1500	46
EKO ZT 1000	1000	900	1,50	1750	67
EKO ZT 1500	1500	1150	1,50	1750	92
EKO ZT 2000	2000	1200	1,50	2100	115
EKO ZT 2500	2500	1300	2,00	2250	157
EKO ZT 3000	3000	1400	2,00	2450	185
EKO ZT 4000	4000	1500	2,00	2600	260
EKO ZT 5000	5000	1750	2,00	2700	335

EKOTEK HEAT TECHNOLOGIES HAVE THE RIGHT TO MAKE CHANGES IN STANDARDS, DESIGNS, VS, DIMENSIONS, WEIGHTS AND MODELS WITHOUT NOTICE.



GET INFORMATION FROM OUR COMPANY FOR HEATED TANKS AND HIGHER CAPACITIES.

EKOTEK

Heat Technology



You can visit our website to examine all the boilers we produce in more detail. You can examine our website instantly by scanning it with the Qrcode application on your phone.

www.ekotekkazan.com.tr

References



Karyapı A.Ş.
300M2 Volkano/volkan serisi
Ön ocaklı (plc) Buhar Kazanı



Kar sis ve dış dekor
300M2 Volkano/volkan serisi
Ön ocaklı (plc) Buhar Kazanı



Kar milks Yapı kimyasalları
300M2 Volkano/volkan serisi
Ön ocaklı (plc) Buhar Kazanı



Ukrayna/ Ukraine
Kulichi Ukrayna
150 M2 Hybrid Hibrit serisi
(Plc) buhar kazan



Ukrayna/ Ukraine
Kulichi Ukrayna
150 M2 Hybrid Hibrit serisi
(Plc) buhar kazan



Ukrayna/ Ukraine
Kulichi Ukrayna
1000 Kw Hybrid Hibrit serisi
(Plc) Sıcak su kazanı



Seramiksan A.Ş.
1.000.000 Torch/Meşale serisi
Kati yakıtlı sıcak Su Kazanı



Tuğba Kuruyemiş
60M2 gaddar/Grim serisi
KATI YAKITLI BUHAR KAZANI



BEYŞEHİR
Helva Tahin Pehmez Beçel
Beyşehir Tahin Helva
15 M2 Thunderbolt/ Yıldırım serisi
YARIM SİLİNDİRİK BUHAR KAZANI



Ecc Kimya Ltd.şti
60 M2 Performans / Performance serisi
Lng Yakıtlı Buhar Kazanı



Bilal Sabun A.Ş.
300 M2 Döner ızgaralı
Kati yakıtlı Buhar Kazanı



Seva Zeytincilik
80 M² Gaddar/ Grim serisi
KATI YAKITLI BUHAR KAZANI




Alan Zeytincilik
20M2 Thunderbolt/ Yıldırım serisi
Kati Yakıtlı BUHAR KAZANI



Çamlı Yem A.Ş.
50 M2 Storm / Fırtına Serisi
Doğalgaz yakıtlı Buhar Kazanı



Yaşar Holding
50 M2 Storm / Fırtına Serisi
Doğalgaz yakıtlı Buhar Kazanı



Yavuz Makine
1.250.000 Kcal /Dragon / Ejderha Serisi
Kati Yakıtlı Kızgın Yağ Kazanı
2.000.000 Kcal /Dragon / Ejderha Serisi
Kati Yakıtlı Kızgın Yağ Kazanı



Çolban Zeytincilik
20 M² Thunderbolt/ Yıldırım serisi
Kati Yakıtlı BUHAR KAZANI



Erim Arıkan A.Ş.
2.000.000 KCAL/H dragon/Ejderha Serisi
(Plc) KIZGIN YAĞ KAZAN

Endüstriyel Referanslar/Industrial References
Buhar Kazanları/ Steam Boiler -
Kızgın Yağ Kazanları/ Thermal Oil Heater- Sıcak Hava Kazanı / Hot Air Boiler



GüvenAl Sabun
150 M2 Strong Güçlü Serisi
Katı Yakıt buhar kazanı



Gürcistan Georgia
Seza İnşaat
60M2 gaddar/Grim serisi
Katı Yakıtlı Buhar kazanı



Yurteri Palet
2.000.000 Kcal /Dragon / Ejderha Serisi
Katı Yakıtlı Kızgın Yağ Kazanı



Uzunay Et
20 M² Thunderbolt/ Yıldırım serisi
Katı yakıt buhar kazanı



Bulgaristan Bulgaria
250.000 Kcal/ Transform /Dönüştürücü serisi
Katı yakıtlı sıcak hava kazanı



Çiçek lokum
15 M² Thunderbolt/ Yıldırım serisi
Katı yakıt buhar kazanı



Derin Su Ürünleri
80.000 Kcal /Dragon / Ejderha Serisi
Katı Yakıtlı Kızgın Yağ Kazanı



Gebze Çözüm metal Ltd. Şti
100.000 Kcal Fast/Hızlı serisi
Sıvı yakıtlı Sıcak Hava Kazanı



Deniz Laundry
50M² gaddar/ grim serisi
Katı yakıt buhar kazanı



Ses inox Makine Irak
60 M² Performans / Performance serisi
Sıvı Yakıt Buhar Kazanı



Devlet Su İşleri Genel Müdürlüğü
1.000.000 Torch/Meşale serisi
Katı yakıtlı sıcak Su Kazanı



Tusan Beach Resort
800.000 Torch/Meşale serisi
Katı yakıtlı sıcak Su Kazanı



Tepe Yol İnşaat
80M²Performans / Performance serisi
Doğal gaz Yakıtlı Buhar kazanı



AdaKale turizm a.ş
50M² gaddar/Grim serisi
Katı yakıt buhar kazanı



Gökışık Makine
350.000 KCAL/H dragon/Ejderha Serisi
Katı Yakıtlı Kızgın Yağ Kazanı



Karatosunlar Çam Fıstığı
250.000 Kcal/ Transform /Dönüştürücü serisi
Katı yakıtlı sıcak hava kazanı
150.000 KCAL/H dragon/Ejderha Serisi
Katı Yakıtlı Kızgın Yağ Kazanı
Kozalak Kaynatma Ünitesi



Orhaniye Kalkınma Koop.
60M2 gaddar/Grim serisi
Katı yakıt buhar kazanı



Ak Yapı İnşaat Beton
10 M2 Performans / Performance serisi
Dizel Yakıtlı Buhar Kazanı



Artia Mimarlık
600.000 Kcal/h Eko 3g Ks Serisi
Katı Yakıtlı Kızgın Su Kazanı



Eker Gıda Sanayi
Ön ocaklı 150 m2 Volkan Serisi
Katı Yakıtlı Buhar Kazanı



Kader Çay
100 m2 gaddar/Grim serisi
Katı Yakıtlı Buhar Kazanı



Afad İl müdürlüğü
600.000 Torch/Meşale serisi
Katı yakıtlı sıcak Su Kazanı



Aslar Süt
30 M2 Thunderbolt/ Yıldırım serisi
Katı yakıt buhar kazanı



Pamay Otel
35 M2 gaddar/Grim serisi
Katı yakıt buhar kazanı



Aydemir Yağ
30M2 Thunderbolt/ Yıldırım serisi
Katı yakıt buhar kazanı



Kuştur Tatil Köyü
700.000 Kcal/h Meşale Serisi
Katı Yakıtlı Sıcak Su Kazanı



Hemsi Tarım
250 m2 gaddar/Grim serisi
Katı yakıt buhar kazanı



Gıda Süt Ürünleri Paz. San. ve Tic. A.Ş.

Önal Gıda
250 m2 Volkan Serisi
Katı Yakıtlı Buhar Kazanı



Tulca Organik A.Ş.
30M² Thunderbolt/ Yıldırım serisi
Katı yakıt buhar kazanı



Sms Ersanlar Konserve
100M² Gaddar/ Grim serisi
Katı yakıt buhar kazanı



Palm Wings
50M² gaddar/Grim serisi
Katı yakıt buhar kazanı



TOSYALI
HOLDING

Yakıcı Serisi- Burning Series 1.000.000 Kcal/h
Gaz yakıtlı Sıcak su Kazanı



Salsa Tarım A.Ş.
600 M2 Volcan Serisi
Katı Yakıt 12 ton Buhar Kazanı Hareke



Ömür Süt
125 m2 Volkan serisi
Katı Yakıtlı Buhar Kazanı



Seymag Et İşleme
5 M2 Performans / Performance serisi
Dizel Yakıtlı Buhar Kazanı



Panorama Hill
60M² gaddar/Grim serisi
Katı yakıt buhar kazanı

Endüstriyel Referanslar/Industrial References
Buhar Kazanları/ Steam Boiler -
Kızgın Yağ Kazanları/ Thermal Oil Heater- Sıcak Hava Kazanı / Hot Air Boiler

EKOTEK
Heat Technology



Aydona Tarım
175 m2 Volkan Serisi
Katı Yakıtlı Buhar Kazanı



Şelale Süt
80 m2 gaddar/Grim serisi
Katı Yakıtlı Buhar Kazanı



Mercan Çay
100 m2 gaddar/Grim serisi
Katı Yakıtlı Buhar Kazanı



Değirmenci süt
125 m2 Volkan Serisi
Katı Yakıtlı Buhar Kazanı



Kavlak Zeytin Bursa
400.000 Kcal/H Meşale Serisi
Katı Yakıt Sıcak Su Kazanı



Ovacık Mandra
80 m2 gaddar/Grim serisi
Katı Yakıtlı Buhar Kazanı



Ustalar Decanter Technology
150.000 Kcal/h Meşale Serisi
Katı Yakıt Sıcak Su Kazanı



Öner Separatör
160.000 Kcal/ Meşale Serisi
Katı Yakıt Ful Otomatik Sıcaksu Kazanı



Adnan Menderes Üniversitesi
12 M2 Thunderbolt/ Yıldırım serisi
Katı yakıt buhar kazanı



Haus Santrifuj Teknolojileri
250.000 Kcal/ H Aka Serisi
Sıvı Yakıtlı Kızgın Yağ Kazanı



Bozalıoğlu Orman Ürünleri
600.000 Kcal/h Eko 3g Ks Serisi
Katı Yakıtlı Kızgın Su Kazanı



Polat Holding
600.000 Kcal/ h Meşale Serisi
Katı Yakıt Sıcak Su Kazanı



Zirve Poses Makine A. Ş
1.000.000 Kcal/ Dragon Serisi
Katı Yakıtlı Kızgın Yağ Kazanı
1.000.000 Kcal/ Tam Silindirik
Doğal Gaz Yakıtlı Kızgın Su Kazanı



Tan Tarım A.Ş.
2.000.000 Kcal/h Anka Serisi - 250.000 Kcal/h Anka Serisi
Doğal Gaz Yakıtlı Kızgın Yağ Kazanı



Açılım İnşaat Ankara
40 m2 Performans Serisi

High Standard for
Chemicals

High Standard for Chemicals
300.000 Kcal/H Anka serisi
Doğal Gaz Yakıtlı Kızgın Yağ Kazanı
Egypt-Mısır



Ministry of Education State Department
60 M2 Thunderbolt/ Yıldırım serisi
Katı yakıt buhar kazanı
Kenya



Doğuş Tekstil Ltd. Şti
150 m2 Volkan Serisi
Katı Yakıtlı Buhar Kazanı
4.000.000 Ejderha Serisi
Katı Yakıtlı Kızgın Yağ Kazanı

Contact : 444 1 354 73



Zys oluklu muk. Ambalaj
20 M² Performans / Performance serisi
Doğal Gaz Yakıt Buhar Kazanı



Kar Pol Ambalaj San.
300M² Volcano/volkan serisi
Ön ocaklı (plc) Buhar Kazanı



Libya
Green Company Libya
1.000.000 Kcal/h Anka serisi
Çift Yakıt Kızgın yağ kazanı



Bizim Yem
150 M² gaddar/Grim serisi
Kati Yakıtlı BUHAR KAZANI



Eksim Yatırım Holding A.Ş
550.000 Kcal/h Anka serisi
Sıvı Yakıtlı Kızgın yağ kazanı



Taç Palet
1.250.000 Kcal /Dragon / Ejderha Serisi



Anıl Orman Ürünleri
40 M² Thunderbolt/ Yıldırım serisi
Kati yakıt buhar kazanı



AgRO BORA Kosovo
Kati yakıt Hibrit Sıcak su



Bayır çam fıstığı ve orman ürünleri
150.000 Kcal /H Ejderha
Kati yakıt Kızgın Yağ Kazanı



Olive Verde A.ş
150M² HYBRID KATI YAKITLI BUHAR KAZANI



Olive Verde A.ş
1.000.000 Kcal / Kati Yakıt Meşale



Muğla Petek Ltd şti
800.000 Kcal/h Anka Serisi
Doğalgaz Kızgın Yağ Kazanı



Kubay Isıtma Antalya
200 M² Storm / Fırtına Serisi
Doğalgazlı Buhar Kazanı



İkra Grup Medikal İstanbul
500.000 Kcal/h Anka Serisi
Doğalgaz Kızgın Yağ Kazanı



Arış Makine San td Şti Türkmenistan
500.000 Kcal/h Anka Serisi
Doğalgaz Kızgın Yağ Kazanı



Eltron Plastik İstanbul
80 M² Hibrit Serisi
Kati yakıt Buhar Kazanı



Elite Motors Ilc georgia
20m² Storm Series
Doğalgazlı Buhar Kazanı



BOZALIOĞLU İNŞAAT VE ORMAN ÜRÜNLERİ
1.000.000 Kcal/ h Ejderha Serisi
Kati yakıt Kızgın yağ Kazanı



World Trading Moldova
1.800.000 Kcal / h Caterpillar series
Biomass Sıcaksu Kazanı



Coen Yapı Ankara
Atom Serisi
Dizel Yakıt Sıcaksu Kazanı



EGEKOK TAR. ENERJİ AR-GE SAN. A.Ş. Balıkesir
2.000.000 Kcal /h Hibrit Serisi
Biomass Sıcaksu kazanı

Al Ahlyia for Chemicals
Egypt



High Standard for Chemicals
Trading and Distribution Egypt

300.000 kcal /h Kızgın Yağ kazanı
Anka - Phoenix Series Thermal Oil Heater



Atom Serisi
Kompak Dizel Yakıt Sıcaksu Kazanı



State Oil Company of the Azerbaijan Republic
1000 Kw Atom Serisi
Sıvı / Gaz Sıcak su Kazanı
Dual Fuel Natural gas - Diesel
Georgia



125 M2 Storm / Fırtına Serisi
Doğalgazlı Buhar Kazanı



İŞLEK GIDA SAN TİC. VE PAZ. LTD. ŞTİ
Doğalgazlı 100 m2
Fırtına /Storm series
Steam boiler- buhar kazanı
Afyon - Turkey



RSK Environment LLC

125 m2 Fırtına /Storm series
Steam boiler- buhar kazanı

Diesel Fuel - Dizel yakıtlı
Irak - Birleşik Arap Emirlikleri
Irak -United Arab Emirates



Bioprogramme Co.

10 M2 Kalkan Serisi- Shield Series
Steam boiler- Buhar kazanı
Dual Fuel Diesel - Naturalgas



REPG ENERJİ SİSTEMLERİ SAN. VE TİC.A.Ş.
150.000 Kcal/h Okyanus serisi / ocean series
Kızgın Su Kazanı / Superheated Water boiler
Kıvırtı yakıtı Solid Fuel



KILIÇLAR HIRDAVATÇILIK SAN VE TİC A.Ş
Yakıcı Serisi- Burning Series 700.000 Kcal/h
Gaz yakıtlı Sıcak su Kazanı



Timeo LLC Georgia
60 M2 Performans serisi
Doğalgazlı Buhar Kazanı



Grand Özgül Termal Afyon
Hybrid Serisi Biomas Sıcaksu kazanı



Özgün Boya Fabrikası
Doğal gaz yakıtlı 150 m2
Fırtına /Storm series
Steam boiler- buhar kazanı



Endülüs Krom Ltd Şti
5 M2 Performans / Performance serisi
Steam boiler- buhar kazanı

Diesel Fuel - Dizel yakıtlı
Van Turkey



Eren Orman Ürünleri
800.000 Kcal/h Ejderha Serisi Kızgın yağ Kazanı

Kıvırtı yakıtlı- Solid Fuel
Dragon series Thermal Oil Heater
Denizli Turkey



Kereste Kurutma ve Isıl İşlem Fırınları

AYGEN MEKATRONİK SAN. VE TİC. LTD. ŞTİ.
400.000 Kcal/h Okyanus serisi / ocean series
Kızgın Su Kazanı / Superheated water boiler
Kıvırtı yakıtı Solid Fuel



Ekoterm Проект EAĐ
Atom Series - Atom Serisi 400.000 Kcal/h
Gaz yakıtlı Sıcak su kazanı



Harvia Sauna ve spa
Meşale Serisi
Kıvırtı yakıtı sıcak su Kazanı



KIRBIYIK
HOLDING

Kirbiyik Holding
Fırtına Serisi Buhar kazanı



World Heart Hotel
Bağdat Irak -Irak
Yakıcı serisi Sıcaksu Kazanı



Bioex Fermantasyon Ltd şti

400.000 Kcal/h Anka serisi / Phoenix Series
Kızgın yağ kazanı Thermal oil Heater
Irak - Irak



Arden Mekanik

150.000 Kcal/h Atlas Serisi -Atlas Series
Natural gas fuel - Doğalgaz yakıtlı
Eskişehir - Turkey



Yakıcı Serisi- Burning Series 700.000 Kcal/h
Gaz yakıtlı Sıcak su Kazanı



BCS ENERJİ MÜHENDİSLİK
Yakıcı Serisi- Burning Series 1.000.000 Kcal/h
Gaz yakıtlı Sıcak su Kazanı

Examples of boilers we deliver



EKO TEK
Heat Technology

Thousands of boilers
Thousands of Happy Customers





Export to 21 countries



EKOTEK
Heat Technology

Export countries

- | | | | |
|------------|-----------------|--------------|------------------------|
| 1- Germany | 6- Saudi Arabia | 11- Bulgaria | 16- Turkmenistan |
| 2- Italy | 7- Libya | 12- Georgia | 17- Kosovo |
| 3- England | 8- Egypt | 13- Iraq | 18- Bosnia-Herzegovina |
| 4- Spain | 9- Uzbekistan | 14- Tunisia | 19- Mongolia |
| 5- Ukraine | 10- Kenya | 15- Moldova | 20- Algeria |
| | | | 21- Bangladesh |





www.ekotekkazan.com.tr

Phone:

+90 546 231 1595
+90 542 272 01 32
+90 256 231 15 95

Mail:

export@ekotekkazan.com.tr
boiler@ekotekkazan.com.tr
heattechnology@ekotekkazan.com.tr

Adress:

Ata OSB Mahallesi Astim 4. Cadde
No:24 Efeler / AYDIN / TURKEY