

50 hZ

DIESEL GENERATORS

Diesel Generator Sets

Standby & Prime

12 - 3000 kVA

POWER YOUR FUTURE



Содержание

Introduction	4
Diesel Generators	6
Control Panels	24
Soundproof and all-weather casings	25
Containers	26
Contacts	27



POWER



YOUR FUTURE

About us



Turkey Production Center - Cerkezkoy / Tekirdag



Changzhou - China



Louisiana - The U.S.A



Rotterdam - The Netherlands

The roots of Kazanci Holding were established in 1950's. Embracing principles of "customer satisfaction and reliance" as its main priority, Kazanci Holding has been one of the leading firms in the Turkish energy market with manufacturing generating sets, natural gas distribution and installation-operation of power plants.

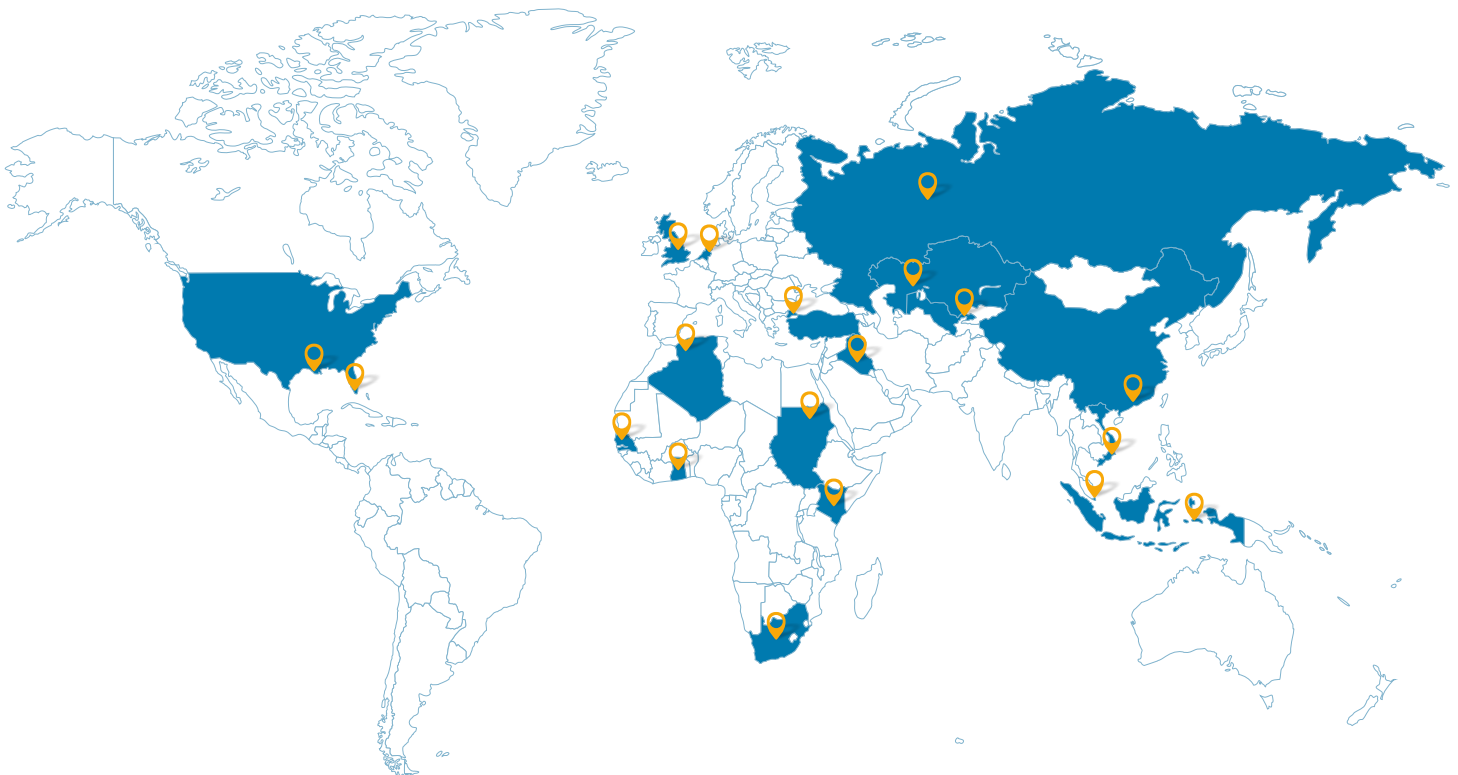
Since its foundation in 1984, being the leading company in the Turkish market; Aksa Power Generation takes place among the top 200 industrial enterprises and exporter firms in Turkey.

In addition, Aksa is rightfully proud of being one of the leading generating sets manufacturers in the world with the total amount of 40.000 gasoline, diesel and natural gas generating sets ranging from 1 to 3125 kVA manufactured per year in its four production facilities, one of in Cerkezkoy - Turkey, Changzhou - China, Louisiana - The U.S.A. and a trade center in Rotterdam - The Netherlands.

Today, exporting more than %50 of its production, Aksa Power Generation progresses towards the goal of succes globally. With its 24 overseas offices, 1 representative office, Aksa supplies generating sets all around the world. Aksa Power Generation keeps continually investing in technology to be a pioneer of innovation.

Global locations

We are proud of being one of the leading gensets manufacturers in the world.



4

production and trade **facilities**;

- *Louisiana, U.S.A.*
- *Cerkezkoy, Turkey*
- *Changzhou, China*
- *Rotterdam, Netherlands*


30K

total amount of genset manufacturing capacity per year

178

countries where **Aksa makes sales**

Istanbul, TÜRKİYE





Diesel Generator Sets

Standby & Prime

550 - 3000 kVA

Standard Open Set Specifications

- CUMMINS 4 cycle, water cooled, 1500 rpm diesel engine
- Compact power units
- Engine mounted cooling radiator and fan
- Electronic governor control
- Electric Starter & charge alternator (24 V D.C.)
- Normal duty, dry type air filter
- Single bearing alternator, IP23 enclosure, class H insulation
- Standard voltage 400/230 V A.C., 50 Hz
- Welded steel base frame with A/V mounting
- Lube - oil drain hand pump fitted
- 24 V D.C. battery set with cables and rack
- Industrial type silencer and steel bellows delivered loose
- Engine jacket water heater
- Manual for use and installation
- Optional silent enclosure

Three Phase Generating Sets General Specifications


Genset Specifications					Engine Specification							Open Version Genset		Canopy Version Genset		Control Panel
50 Hz., 400 / 230V. ⁽¹⁾					Engine Model	Cylinder				Fuel		Dimension & Weight		Canopy Model	Dry Weight	Model
Model Name	kVA Cosφ 0,8		kW ISO 8528*			Type	Dis.	Bore	Stroke	Consumption %75 Load	Tank Capacity	L. x W. x H.	Dry Weight			
	(1)	(2)	(1)	(2)		No.	L.	mm.	mm.	L. / h.	L.	mm.	kg.			
AC 550	550	500	440	400	QSX15-G8	6L	14.9	137	169	80	850	3380x1550x2100	3850	MS 80	4860	P 732
AC 700	700	638	560	510,4	VTA28-G5	12V	28	140	152	104	1000	3644x1550x2270	5470	MS 85	7030	
AC 825	825	-	660	-	VTA28-G6	12V	28	140	152	133	1000	3950x1550x2270	5900	MS 85	7640	
AC 880	880	800	704	640	QSK23-G3	6L	23.15	170	170	121	1500	3950x1705x2225	5950	AK 90	9100	
AC 1100 K	1100	1000	880	800	KTA38-G14	12V	37.8	159	159	161	1500	4470x1770x2370	8600	AK 96	12250	
AC 1100	1100	1000	880	800	QST30-G4	12V	30.48	140	165	151	1500	3980x1968x2383	6770	AK 96	11000	
AC 1410	1410	1280	1128	1024	KTA50-G3	16V	50.3	159	159	199	2000	4940x2100x2394	9900	AK 98	14000	
AC 1650	1650	1500	1320	1200	KTA50-GS8	16V	50.3	159	159	238	2000 / 1900	5450x1950x2450	10200	AK 98	15100	
AC 2250	2250	2045	1800	1636	QSK60-G4	16V	60.2	159	190	291	2000	5663x2408x3090	15500	AK 99	21100	
AC 2500	2500	-	2000	-	QSK60-G8	16V	60.2	159	190	335	2000	5891x2310x3085	-	AK 99	22000	
AC 3000	3000	2750	2400	2200	QSK78-G9	18V	77.6	170	190	406	2500	7421x2637x4736	16300	AK 101	25000	

(1) Emergency Standby Power (ESP): Applicable for supplying power to varying electrical load for the duration of power interruption of a reliable utility source ESP is in accordance with ISO 8528. Overload is not allowed.

(2) Prime Power (PRP): Applicable for supplying power to varying electrical load for unlimited hours. 10% overload capability is available for a period

* ISO 8528: Ratings are given for 25 °C ambient temperature. Altitude: 100 m. above sea level. Derating, please contact us or refer to data sheet. Manufacturer reserves the right to make changes in model, technical specifications, color, equipment and accessories without prior notice.

Moscow, RUSSIA





Diesel Generator Sets

Standby & Prime

13 - 200 kVA

Standart Open Set Specifications

- AKSA 4 cycle, water cooled, 1500 rpm diesel engine
- Compact power units
- Engine mounted cooling radiator and fan
- Mechanical governor control
- Electronic governor control (APD 110A, APD 135A, APD 165A, APD 200A)
- Electric Starter & charge alternator
- Normal duty, dry type air filter
- Single bearing alternator, IP22 enclosure, class H insulation
- Standard voltage 400 /230 V A.C., 50 Hz
- Welded steel base frame with A/V mounting
- Fuel tank built in the base frame
- Flexible fuel connection hoses and lube-oil drain valve fitted
- 12 or 24 V D.C. battery set with cables and rack
- Industrial silencer and steel bellows delivered loose
- Engine jacket water heater
- Manual for use and installation
- Optional silent enclosure

Three Phase Generating Sets General Specifications

Genset Specifications					Engine Specification							Canop Version Genset			Control Panel
50 Hz., 400 / 230V. ⁽¹⁾					Engine Model	Cylinder				Fuel		Canopy Model	Dimension & Weight		Model
Model Name	kVA Cosφ 0,8		kW ISO 8528*			Type	Dis.	Bore	Stroke	Consumption %75 Load	Tank Capacity		L. x W. x H.	Dry Weight	
	(1)	(2)	(1)	(2)		No.	L.	mm.	mm.	L / h.	L.				
APD 13 A	12	11	9,6	8,8	A3CRX14	3L	1,36	80	90	3,7	32	ACP 1	1522x823x1127	470	P 612
APD 17 A	17	16	13,6	12,8	A4CRX18	4L	1,81	80	90	4,6	32	ACP 1A	1672x823x1127	520	
APD 25 A	25	22	20	17,6	A4CRX24	4L	2,55	90	100	6,4	60	ACP 3A	1980x950x1200	790	
APD 35 A	35	32	28	25,6	A4CRX25T	4L	2,54	90	100	8	60	ACP 3A	1980x950x1200	810	
APD 44 A	44	40	35,2	32	A3CRX32T	3L	3,12	105	120	10,3	76	ACP 4	2094x950x1359	940	
APD 55 A	55	50	44	40	A4CRX47	4L	4,95	108	135	12,7	180	ACP 5	2282x1008x1532	1170	
APD 75 A	75	70	60	56	A4CRX46T	4L	4,58	108	125	18,5	180	ACP 5	2282x1008x1532	1250	
APD 110 A	110	100	88	80	A4CRX46TI	4L	4,58	110	125	23	155	ACP 6	2390x1058x1681	1685	
APD 135 A	135	122	108	97,6	A4CRX48TI	4L	4,75	110	125	27,7	180	ACP 6A	2600x1058x1681	1790	
APD 165 A	165	150	132	120	A6CRX65TI	6L	6,49	105	125	34,3	271	ACP 6B	3265x1163x1858	2070	
APD 200 A	200	182	160	145,6	A6CRX69TI	6L	6,87	108	125	43	271	ACP 6B	3265x1163x1858	2180	

(1) Emergency Standby Power (ESP): Applicable for supplying power to varying electrical load for the duration of power interruption of a reliable utility source ESP is in accordance with ISO 8528. Overload is not allowed.

(2) Prime Power (PRP): Applicable for supplying power to varying electrical load for unlimited hours. 10% overload capability is available for a period

* ISO 8528: Ratings are given for 25 °C ambient temperature. Altitude: 100 m. above sea level. Derating, please contact us or refer to data sheet.

Manufacturer reserves the right to make changes in model, technical specifications, color, equipment and accessories without prior notice.

Astana, KAZAKHSTAN



Diesel Generator Sets

Standby & Prime

22 - 500 kVA



Standart Open Set Specifications

- AKSA 4 cycle, water cooled, 1500 rpm diesel engine
- Compact power units
- Engine mounted cooling radiator and fan
- Mechanical governor control
- Electronic governor control (APD 110A, APD 135A, APD 165A, APD 200A)
- Electric Starter & charge alternator
- Normal duty, dry type air filter
- Single bearing alternator, IP22 enclosure, class H insulation
- Standard voltage 400 /230 V A.C., 50 Hz
- Welded steel base frame with A/V mounting
- Fuel tank built in the base frame
- Flexible fuel connection hoses and lube-oil drain valve fitted
- 12 or 24 V D.C. battery set with cables and rack
- Industrial silencer and steel bellows delivered loose
- Engine jacket water heater
- Manual for use and installation
- Optional silent enclosure

Three Phase Generating Sets General Specifications

Genset Specifications					Engine Specification							Canop Version Genset			Control Panel
50 Hz., 400 / 230V. ⁽¹⁾					Engine Model	Cylinder				Fuel		Canopy Model	Dimension & Weight		Model
Model Name	kVA Cosφ 0,8		kW ISO 8528*			Type	Dis.	Bore	Stroke	Consumption %75 Load	Tank Capacity		L. x W. x H.	Dry Weight	
	(1)	(2)	(1)	(2)		No.	L.	mm.	mm.	L / h.	L.				
APD 22 C*	22	20	17,6	16	4B3.9-G11	4L	3,90	102	120	4,6	180	ACP 5	2282x1008x1532	1020	P 612
APD 33 C	33	30	26,4	24	4B3.9-G12	4L	3,90	102	120	6,1	180	ACP 5	2282x1008x1532	1040	
APD 43 C	43	39	34,4	31,2	4BT3.9-G2	4L	3,90	102	120	7,3	180	ACP 5	2282x1008x1532	1120	
APD 66 C	66	60	52,8	48	4BTA3.9-G2	4L	3,90	102	120	10	180	ACP 5	2282x1008x1532	1250	
APD 89 C	89	78	71,2	62,4	4BTA3.9-G11	4L	3,90	102	120	13,2	180	ACP 5	2282x1008x1532	1300	
APD 110 C	110	100	88	80	6BT5.9-G2	6L	5,90	102	120	17	180	ACP 6A	2600x1058x1681	1480	
APD 145 C	145	132	116	105,6	6BTAA5.9-G2	6L	5,90	102	120	23	340	AK 49	3402x1147x2007	1780	
APD 175 C	175	160	140	128	6BTA-AS.9-G12	6L	5,90	102	120	26	340	AK 49	3402x1147x2007	1880	P 732
APD 200 C	200	180	160	144	6CTA8.3-G2	6L	8,30	114	135	31	340	AK 49	3402x1147x2007	2140	
APD 220 C	220	200	176	160	6CTAA8.3-G2	6L	8,30	114	135	34	470	MS 60 CK	3963x1356x2171	2930	
APD 275 C	275	250	220	200	6LTAA8.9-G2	6L	8,90	114	145	39	470	MS 60 CK	3963x1356x2171	3000	
APD 310 C	310	279	248	223,2	6LTA9.5-G3	6L	9,50	116,5	148	44	470	MS 60 CK	3963x1356x2171	3350	
APD 360 C	360	327	288	261,6	6LTA9.5-G1	6	9,50	116,5	148	52	470	MS 60 CK	3963x1356x2171	3470	
APD 400 CE	400	360	320	288	QSZ13-G6	6L	13	130	163	64,6	700	MS 70 CK	4463x1606x2559	4150	
APD 415 C	415	380	332	304	6ZTAA13-G3	6L	13	130	163	56,5	700	MS 70 CK	4463x1606x2559	4110	
APD 450 CE	450	400	360	320	QSZ13-G7	6L	13	130	163	72	700	MS 70 CK	4463x1606x2559	4520	
APD 475 C	475	440	380	352	6ZTAA13-G2	6L	13	130	163	65,1	700	MS 70 CK	4463x1606x2559	4340	
APD 500 C	500	450	400	360	QSZ13-G2	6L	13	130	163	64,6	700	MS 70 CK	4463x1606x2559	4340	

* Mechanical governor control

(1) Emergency Standby Power (ESP): Applicable for supplying power to varying electrical load for the duration of power interruption of a reliable utility source ESP is in accordance with ISO 8528. Overload is not allowed.

(2) Prime Power (PRP): Applicable for supplying power to varying electrical load for unlimited hours. 10% overload capability is available for a period

* ISO 8528: Ratings are given for 25 °C ambient temperature. Altitude: 100 m. above sea level. Derating, please contact us or refer to data sheet. Manufacturer reserves the right to make changes in model, technical specifications, color, equipment and accessories without prior notice.

Tashkent, UZBEKISTAN





Diesel Generator Sets

Standby & Prime

14,5 - 440 кВА

Standart Open Set Specifications

- PERKINS, 4 cycle, water cooled 1500 rpm diesel engine
- Compact power units
- Engine mounted cooling radiator and fan
- Mechanical or electrical governor
- Electric Starter & Charge alternator
- Normal duty, dry type air filter
- Single bearing alternator, IP23 enclosure, class H insulation
- Standard voltage 400 / 230 V A.C., 50 Hz
- Welded steel base frame with A / V mounting
- Fuel tank built in base frame
- Flexible fuel connection hoses and lube - oil drain valve fitted
- 12 V D.C. battery set with cables and rack
- 24 V D.C. battery set with cables and rack (AP 330 - AP 385)
- Industrial type silencer delivered loose
- Engine jacket water heater
- Manual for use and installation
- Modular silent canopies are available on the whole range

Three Phase Generating Sets General Specifications

Характеристики генераторной установки					Характеристики двигателя						Установка открытого исполнения		Установка в шумозащитном кожухе		Панель управления	
50 Гц, 400 / 230 В. ⁽¹⁾					Двигатель Модель	Цилиндр				Топливо		Габариты и вес		Модель кожуха	Сухой вес	Модель
Название модели	кВА Cosφ 0,8		кВт ISO 8528*			Тип	Об.	Диаметр	Ход	Расход топлива при 75% нагрузке	Емкость бака	Д x Ш x В	Сухой вес			
	(1) Резервный	(2) Основной	(1) Резервный	(2) Основной		К-во	л	мм.	мм.	л/ч	л	мм.	КГ	КГ	Авто	
AP 15	14,5	13	11,6	10,4	403A-15G1	3L	1.496	84	90	2.79	50	1265x850x1067	425	AK 10	565	P 612
AP 22	22	20	17,6	16	404A-22G1	4L	2.216	84	100	4	38	1371x850x1091	500	AK 11	615	
AP 33	33	30	26,4	24	1103A-33G	3L	3.3	105	127	5.4	80	1691x970x1202	665	AK 21	880	
AP 50	50	45	40	36	1103A-33TG1	3L	3.3	105	127	7.98	80	1691x970x1206	750	AK 21	960	
AP 72	72	66	57,6	52,8	1104A-44TG1	4L	4.4	105	127	11.2	130	1780x950x1312	910	AK 30	1165	
AP 88	88	80	70,4	64	1104A-44TG2	4L	4.4	105	127	14	240	2150x1050x1460	1040	AK 40	1380	
AP 110	110	100	88	80	1104C-44TAG2	4L	4.4	105	127	17.1	240	2150x1050x1467	1120	AK 40	1470	
AP 150	150	135	120	108	1106A-70TG1	6L	7.01	105	135	22.7	340	2300x1080x1568	1260	AK 49	1850	
AP 165	165	150	132	120	1106A-70TAG2	6L	7.01	105	135	24.7	340	2300x1080x1667	1380	AK 49	1975	
AP 200	200	180	160	144	1106A-70TAG3	6L	7.01	105	135	32	340	2300x1080x1642	1650	AK 49 TRP	2050	
AP 220	220	200	176	160	1106A-70TAG4	6L	7.01	105	135	34.7	340	2300x1080x1642	1750	AK 49 TRP	2220	
AP 250	250	225	200	180	1206A-E70T-TAG2	6L	7,01	105	135	38	470	2750x1300x1928	-	MS 60	3180	P 732
AP 275	275	250	220	200	1206A-E70T-TAG3	6L	7,01	105	135	41.5	470	2750x1300x1928	2165	MS 60	3180	
AP 330	330	300	264	240	1506A-E-88TAG5	6L	8.8	112	149	48.2	470	2750x1300x1804	2385	MS 60	3065	
AP 385	385	350	308	280	2206A-E-13TAG2	6L	12.5	130	157	54	850	3205x1550x2105	-	MS 80	4215	
AP 400	400	350	320	280	2206A-E-13TAG2	6L	12.5	130	157	54	850	3205x1550x2105	3200	MS 80	4220	
AP 440	440	400	352	320	2206A-E-13TAG3	6L	12.5	130	157	62	850	3205x1550x2105	3180	MS 80	4260	

(1) Emergency Standby Power (ESP): Applicable for supplying power to varying electrical load for the duration of power interruption of a reliable utility source ESP is in accordance with ISO 8528. Overload is not allowed.

(2) Prime Power (PRP): Applicable for supplying power to varying electrical load for unlimited hours. 10% overload capability is available for a period

* ISO 8528: Ratings are given for 25 °C ambient temperature. Altitude: 100 m. above sea level. Derating, please contact us or refer to data sheet. Manufacturer reserves the right to make changes in model, technical specifications, color, equipment and accessories without prior notice.

Abu-Dhabi, UAE





Diesel Generator Sets

Standby & Prime
450 - 2500 kVA

Standart Open Set Specifications


- PERKINS, 4 cycle, water cooled 1500 rpm diesel engine
- Compact power units
- Engine mounted cooling radiator and fan
- Electrical governor
- Electric Starter & Charge alternator
- Normal duty, dry type air filter
- Single bearing alternator, IP23 enclosure, class H insulation
- Standard voltage 400 / 230 V A.C., 50 Hz
- Welded steel base frame with A / V mounting
- Fuel tank built in base frame between AP 450 - AP 715
- Flexible fuel connection hoses and lube - oil drain valve fitted
- 24 V D.C. battery set with cables and rack
- Industrial type silencer delivered loose
- Engine jacket water heater
- Manual for use and installation
- Modular silent canopies are available on the whole range

Three Phase Generating Sets General Specifications

Genset Specifications					Engine Specification							Open Version Genset		Canopy Version Genset		Control Panel
50 Hz., 400 / 230V. ⁽¹⁾					Engine Model	Cylinder				Fuel		Dimension & Weight		Canopy Model	Dry Weight	Model
Model Name	kVA Cosp 0,8		kW ISO 8528*			Type	Dis.	Bore	Stroke	Consumption %75 Load	Tank Capacity	L. x W. x H.	Dry Weight			
	(1)	(2)	(1)	(2)		No.	L.	mm.	mm.	L. / h.	L.	mm.	kg.	kg.	Auto	
AP 450	450	410	360	328	2206A-EI3TAG3	6L	12.5	130	157	62	850	3205x1550x2105	3260	MS 80	4400	P 732
AP 500	500	455	400	364	2506A-EI5TAG1	6L	15.2	137	171	72	850	3266x1550x2105	3650	MS 80	4880	
AP 550	550	500	440	400	2506A-EI5TAG2	6L	15.2	137	171	76	850	3266x1550x2105	3880	MS 80	4880	
AP 660	660	600	528	480	2806A-EI8TAG1	6L	18,13	145	183	90	1150	3450x1800x2178	4250	MS 86-AP660	5670	
AP 715	715	650	572	520	2806A-EI8TAG2	6L	18,13	145	183	97	1150	3450x1800x2178	4850	MS 86-AP660	5750	
AP 825	825	750	660	600	4006-23TAG2A	6L	22.921	160	190	122	1500	4100x1633x2266	5250	AK 91	7300	
AP 850	850	770	680	616	2806A-EI8TAG5	6L	18.1	145	183	118	1600	4200x2204x2437	5380	MS 88	7350	
AP 880	880	800	704	640	4006-23TAG3A	6L	22.921	160	190	130	1500	4100x1633x2266	5500	AK 91	7500	
AP 900	900	805	720	644	4006-23TAG3A	6L	22.921	160	190	130	1500	4100x1633x2266	6250	AK 91	7650	
AP 1000	1000	910	800	728	4008TAG1A	8L	30.561	160	190	143	1500	4786x1973x2205	6670	AK 96-AP1125	10200	
AP 1125	1125	1023	900	818,4	4008TAG2A	8L	30.561	160	190	162	1500	4786x1973x2205	6920	AK 96-AP1125	10350	
AP 1250	1250	1125	1000	900	4008-30TAG3	8L	30,56	160	190	188	1500	4646x2130x2007	7000	AK 96-AP1250	11200	
AP 1400	1400	1265	1120	1012	4012-46TWG2A	12V	45.482	160	190	196	2000	4905x1880x2366	8865	AK 96-AP1400	11200	
AP 1650	1650	1500	1320	1200	4012-46TAG2A	12V	45.842	160	190	236	2000	4920x2120x2410	10200	AK 98	14300	
AP 1875	1875	1705	1500	1364	4012-46TAG3A	12V	45.842	160	190	272	2000	5790x2220x2787	10400	AK 99	17500	
AP 2000	2000	1850	1600	1480	4016-61TRG1	16V	61.123	160	190	300	2000	5900x2390x3020	13550	AK 99	17550	
AP 2250	2250	2000	1800	1600	4016-61TRG2	16V	61.123	160	190	312	2000	5900x3020x2390	13550	AK 99	17550	
AP 2500	2500	2250	2000	1800	4016-61TRG3	16V	61.123	160	190	349	2000	5900x2390x3020	14000	AK 99t	18000	

⁽¹⁾ Emergency Standby Power (ESP): Applicable for supplying power to varying electrical load for the duration of power interruption of a reliable utility source ESP is in accordance with ISO 8528. Overload is not allowed.
⁽²⁾ Prime Power (PRP): Applicable for supplying power to varying electrical load for unlimited hours. 10% overload capability is available for a period
 * ISO 8528: Ratings are given for 25 °C ambient temperature. Altitude: 100 m. above sea level. Derating, please contact us or refer to data sheet.
 Manufacturer reserves the right to make changes in model, technical specifications, color, equipment and accessories without prior notice.

Rotterdam, HOLLAND





Diesel Generator Sets

Standby & Prime
185 - 1015 kVA

Standart Open Set Specifications


- DOOSAN 4 cycle, water cooled, 1500 rpm diesel engine
- Compact power units
- Engine mounted cooling radiator and fan
- Electronic governor control
- Electric Starter & charge alternator (24 V D.C.)
- Normal duty, dry type air filter
- Single bearing alternator, IP23 enclosure, class H insulation
- Standard voltage 400 / 230 V A.C., 50 Hz
- Welded steel base frame with A / V mounting
- Fuel tank built in the base frame
- Flexible fuel connection hoses and lube-oil drain valve fitted
- 24 V D.C. battery set with cables and rack
- Industrial silencer and steel bellows delivered loose
- Engine jacket water heater
- Manual for use and installation
- Optional silent enclosure

Three Phase Generating Sets General Specifications

Genset Specifications					Engine Specification							Open Version Genset		Canopy Version Genset		Control Panel
50 Hz., 400 / 230V. ⁽¹⁾					Engine Model	Cylinder				Fuel		Dimension & Weight		Canopy Model	Dry Weight	Model
Model Name	kVA Cosφ 0,8		kW ISO 8528*			Type	Dis.	Bore	Stroke	Consumption %75 Load	Tank Capacity	L. x W. x H.	Dry Weight			
	(1)	(2)	(1)	(2)		No.	L.	mm.	mm.	L. / h.	L.	mm.	kg.			
AD 185	185	168	148	134,4	P086TI-1	6L	8.071	111	139	26.7	380	2341x1150x1845	1750	AK 50 TRP	2050	P 732
AD 220	220	200	176	160	P086TI	6L	8.071	111	139	31.7	380	2341x1150x1845	1830	AK 50 TRP	2205	
AD 275	275	250	220	200	PI26TI	6L	11.051	123	155	43.6	470	2881x1300x1785	2335	MS 60	2985	
AD 330	330	300	264	240	PI26TI-II	6L	11.051	123	155	47	470	2881x1300x1785	2410	MS 60	3100	
AD 410	410	370	328	296	DP126LB	6L	11.051	123	155	57.1	700	2969x1550x1912	3050	MS 70	3920	
AD 490	485	425	388	340	PI58LE	8V	14.618	128	142	65.1	700	2900x1550x2038	3170	MS 70 TRP	4190	
AD 510	510	460	408	368	DP158LC	8V	14.618	128	142	72.9	700	2900x1550x2064	3190	MS 70 TRP	4140	
AD 580	580	525	464	420	DP158LD	8V	14.618	128	142	83.4	700	3016x1550x2055	3390	MS 70 TRP	4240	
AD 630	630	575	504	460	DP180LA	10V	18.273	128	142	94.2	850	3205x1550x2029	3720	MS 80 TRP	4835	
AD 710	710	640	568	512	DP180LB	10V	18.273	128	142	103.8	850	3205x1550x2029	4000	MS 80 TRP	4940	
AD 750	740	675	592	540	DP222LB	12V	21.927	128	142	109.2	1000	3470x1550x2302	4190	MS 85 TRP	5400	
AD 825	825	750	660	600	DP222LC	12V	21.927	128	142	119.1	1000	3470x1550x2302	4320	MS 85 TRP	5535	
AD 900	900	810	720	648	DP222CB	12V	21.927	128	142	145	-	-	-	MS 88	-	
AD 1015	1015	915	812	732	DP222CC	12V	21.927	128	142	162	1600	4200x2204x2257	-	MS 88	7220	

(1) Emergency Standby Power (ESP): Applicable for supplying power to varying electrical load for the duration of power interruption of a reliable utility source ESP is in accordance with ISO 8528. Overload is not allowed.
 (2) Prime Power (PRP): Applicable for supplying power to varying electrical load for unlimited hours. 10% overload capability is available for a period
 * ISO 8528: Ratings are given for 25 °C ambient temperature. Altitude: 100 m. above sea level. Derating, please contact us or refer to data sheet.
 Manufacturer reserves the right to make changes in model, technical specifications, color, equipment and accessories without prior notice.

Baku, AZERBAIJAN





Diesel Generator Sets

Standby & Prime

275 - 770 kVA

Standart Open Set Specifications

- VOLVO 4 cycle, water cooled, 1500 rpm diesel engine
- Compact power units
- Engine mounted cooling radiator and fan
- Electronic governor control
- Electric Starter & charge alternator (24 V D.C.)
- Normal duty, dry type air filter
- Single bearing alternator, IP23 enclosure, class H insulation
- Standard voltage 400 / 230 V A.C., 50 Hz
- Welded steel base frame with A / V mounting
- Fuel tank built in the base frame
- Flexible fuel connection hoses and lube-oil drain valve fitted
- 24 V D.C. battery set with cables and rack
- Industrial silencer and steel bellows delivered loose
- Engine jacket water heater
- Manual for use and installation
- Optional silent enclosure

Three Phase Generating Sets General Specifications

Genset Specifications					Engine Specification							Open Version Genset		Canopy Version Genset		Control Panel
50 Hz., 400 / 230V. ⁽¹⁾					Engine Model	Cylinder				Fuel		Dimension & Weight		Canopy Model	Dry Weight	Model
Model Name	kVA Cosφ 0,8		kW ISO 8528*			Type	Dis.	Bore	Stroke	Consumption %75 Load	Tank Capacity	L x W x H.	Dry Weight			
	(1)	(2)	(1)	(2)		No.	L.	mm.	mm.	L / h.	L.	mm.	kg.			
	Standby	Prime	Standby	Prime									kg.	Auto		
AVP 350	350	320	280	256	TAD1341GE	6L	12.78	131	158	48.1	700	2900x1550x1923	2940	MS 70	3970	
AVP 385	385	350	308	280	TAD1342GE	6L	12.78	131	158	53.3	700	2900x1550x1923	2990	MS 70	3980	
AVP 415	415	380	332	304	TAD1343GE	6L	12.78	131	158	57,05	700	2953x1550x1923	3190	MS 70	4080	
AVP 450	450	410	360	328	TAD1344GE	6L	12.78	131	158	62.31	700	2934x1550x1923	3210	MS 70	4240	
AVP 505	505	455	404	364	TAD1345GE	6L	12.78	131	158	68,13	700	2934x1550x1923	3240	MS 70	4245	
AVP 550	550	500	440	400	TAD-1641GE-B	6L	16.12	144	165	78,21	850	3341x1550x2196	3240	MS 80	4660	
AVP 660	660	600	528	480	TAD 1642GE-B	6L	16.12	144	165	88,4	850	3341x1550x2196	3250	MS 80	4970	
AVP 720	720	650	576	520	TWD-1644GE	6L	16.12	144	165	106,53	1000	3537x1550x2253	-	MS 85	-	
AVP 770	770	700	616	560	TWD-1645GE	6L	16,12	144t	165	121,1	1000	3465x1550x2255	4550	MS 85	5800	

(1) Emergency Standby Power (ESP): Applicable for supplying power to varying electrical load for the duration of power interruption of a reliable utility source ESP is in accordance with ISO 8528. Overload is not allowed.


(2) Prime Power (PRP): Applicable for supplying power to varying electrical load for unlimited hours. 10% overload capability is available for a period

* ISO 8528: Ratings are given for 25 °C ambient temperature. Altitude: 100 m. above sea level. Derating, please contact us or refer to data sheet.

Manufacturer reserves the right to make changes in model, technical specifications, color, equipment and accessories without prior notice.

Singapore, SINGAPORE





Diesel Generator Sets

Standby & Prime

1425 - 2500 kVA

Standart Open Set Specifications

- MITSUBISHI 4 cycle, water cooled, 1500 rpm diesel engine
- Compact power units
- Engine mounted cooling radiator and fan
- Electronic governor control
- Electric Starter & charge alternator (24 V D.C.)
- Normal duty, dry type air filter
- Single bearing alternator, IP23 enclosure, class H insulation
- Standard voltage 400 / 230 V A.C., 50 Hz
- Welded steel base frame with A/V mounting
- Fuel tank built in the base frame
- Flexible fuel connection hoses and lube-oil drain valve fitted
- 24 V D.C. battery set with cables and rack
- Industrial silencer and steel bellows delivered loose
- Engine jacket water heater
- Manual for use and installation
- Optional silent enclosure

Three Phase Generating Sets General Specifications

Genset Specifications					Engine Specification						Open Version Genset		Canopy Version Genset		Control Panel	
50 Hz., 400 / 230V. ⁽¹⁾					Engine Model	Cylinder				Fuel		Dimension & Weight		Canopy Model	Dry Weight	Model
Model Name	kVA Cosφ 0,8		kW ISO 8528*			Type	Dis.	Bore	Stroke	Consumption %75 Load	Tank Capacity	L x W x H.	Dry Weight			
	(1)	(2)	(1)	(2)		No.	L.	mm.	mm.	L / h.	L.	mm.	kg.			
	Standby	Prime	Standby	Prime												Auto
APD 1425 M	1425	1290	1140	1032	S12R-PTA	12V	49.03	170	180	204.7	2000	4390x2040x2217	9300	AK 96	13580	P 732
APD 1650 M	1650	1500	1320	1200	S12R-PTAA2	12V	49.03	170	180	234.2	2000	4980x2192x3022	11400	AK 99	15450	
APD 1915 M	1915	1750	1532	1400	S16R-PTA	16V	65.37	170	180	260.9	2000	5148x2245x2545	13850	AK 99	17700	
APD 2100 M	2100	1875	1680	1500	S16R-PTA2	16V	65.37	170	180	305.1	2000	5223x2245x2608	13100	AK 99	18350	
APD 2250 M	2250	2000	1800	1600	S16R-PTAA2	16V	65.37	170	180	313.1	2000	5700x2192x3390	14200	AK 99	19000	
APD 2500 M	2500	2250	2000	1800	S16R2-PTAW	16V	79.9	170	220	349	2000	6146x2380x3392	14700	AK 100	21420	

(1) Emergency Standby Power (ESP): Applicable for supplying power to varying electrical load for the duration of power interruption of a reliable utility source ESP is in accordance with ISO 8528. Overload is not allowed.
 (2) Prime Power (PRP): Applicable for supplying power to varying electrical load for unlimited hours. 10% overload capability is available for a period
 * ISO 8528: Ratings are given for 25 °C ambient temperature. Altitude: 100 m. above sea level. Derating, please contact us or refer to data sheet.
 Manufacturer reserves the right to make changes in model, technical specifications, color, equipment and accessories without prior notice.

St. Louis, MISSOURI





Diesel Generator Sets

Standby & Prime

275 - 770 kVA

Standart Open Set Specifications

- JOHN DEERE 4 cycle, water cooled, 1500 rpm diesel engine
- Compact power units
- Engine mounted cooling radiator and fan
- Mechanical governor
- Electronic governor (AJD 275)
- Electric Starter & Charge alternator
- Normal duty, dry type air filter
- Single bearing alternator, IP23 enclosure, class H insulation
- Standard voltage 400 / 230 V A.C., 50 Hz
- Welded steel base frame with A / V mounting
- Fuel tank built in the base frame
- Flexible fuel connection hoses and lube-oil drain valve fitted
- 12 V D.C. battery with Cables and Rack
- Industrial silencer and steel bellows delivered loose
- Engine jacket water heater
- Manual for use and installation
- Modular silent canopies are available on the whole range

Three Phase Generating Sets General Specifications

Genset Specifications					Engine Specification							Open Version Genset		Canopy Version Genset		Control Panel
50 Hz., 400 / 230V. ⁽¹⁾					Engine Model	Cylinder				Fuel		Dimension & Weight		Canopy Model	Dry Weight	Model
Model Name	kVA Cosφ 0,8		kW ISO 8528*			Type	Dis.	Bore	Stroke	Consumption %75 Load	Tank Capacity	L. x W. x H.	Dry Weight			
	(1)	(2)	(1)	(2)		No.	L.	mm.	mm.	L. / h.	L.	mm.	kg.			
AJD 33	33	30	26,4	24	3029DFG20	3L	2.9	106	110	4.7	70	2096x960x1500	735	AK 20	915	P 732
AJD 44	44	40	35,2	32	3029TFG20-AIS	3L	2.9	106	110	7.6	130	1780x950x1258	-	AK 30	1080	
AJD 66	66	60	52,8	48	3029HFG20	3L	2.9	106	110	10.7	130	1780x950x1350	850	AK 30	1400	
AJD 88	88	81	70,4	64,8	4045TFG20-AIS	4L	4.5	106	127	15.12	240	2150x1500x1534	1180	AK 40	1580	
AJD 110	110	100	88	80	4045HFG20	4L	4.5	106	127	17.9	240	2150x1050x1520	1220	AK 40	1570	
AJD 132	132	120	105,6	96	6068TF20	6L	6.8	106	127	20.2	340	2300x1080x1618	-	AK 49	1870	
AJD 170	170	155	136	124	6068HF20	6L	6,8	106	127	26.23	340	2399x1080x1657	1540	AK 49	1960	
AJD 200	200	180	160	144	6068HF120(183)	6L	6,8	106	127	31.3	340	2399x1080x1657	1650	AK 49	2050	
AJD 220	220	200	176	160	6068HFG20	6L	6,8	106	127	35	340	2300x1080x1753	-	AK 49	-	
AJD 275	275	250	220	200	6068HFG55	6L	6,8	106	127	40.4	470	2750x1300x1728	2055	MS 60	2735	

(1) Emergency Standby Power (ESP): Applicable for supplying power to varying electrical load for the duration of power interruption of a reliable utility source ESP is in accordance with ISO 8528. Overload is not allowed.

(2) Prime Power (PRP): Applicable for supplying power to varying electrical load for unlimited hours. 10% overload capability is available for a period

* ISO 8528: Ratings are given for 25 °C ambient temperature. Altitude: 100 m. above sea level. Derating, please contact us or refer to data sheet. Manufacturer reserves the right to make changes in model, technical specifications, color, equipment and accessories without prior notice.

Control Panels

	Main Features	Panel Models*	
		P 732	P 612
Operation	Control with	DSE7320 MKII	DSE 6120 MKIII
	Modes: Stop/Auto/Manual/Test/Start	•	•
	LCD display Scroll push-button	•	•
	Eventlog push button	250	100
	Menu navigation buttons	•	•
	Transfer to mains button	•	•
	Transfer to generator button	•	•
Genset Instruments	Emergency stop push-button	•	•
	3 Phase voltage UV, VW, WU	•	•
	Neutral NU, NV, NW	•	•
	3 Phase current U, V, W	•	•
	Frequency	•	•
	Total kVA	•	•
	Total kW	•	•
	Power factor Cosφ	•	•
	kVAr	•	•
	kWh, kVAh, kVArh	•	•
	Phase sequence	•	x
	Earth current	°	x
	Mains Instruments	3 Phase voltage L1L2, L2 L3, L3L1	•
Neutral NL1, NL2, NL3		•	•
Frequency		•	•
Engine Instruments	Oil pressure	•	•
	Coolant temperature	•	•
	Run time	•	•
	Speed in RPM	•	•
	Battery voltage	•	•
	Fuel Level	°	°
	Engine maintenance due	•	•
Engine Shut Down Protection	Low oil pressure	•	•
	High engine temperature	•	•
	Under / Over speed	•	•
	Low water level	•	°
	Fail to start	•	•
	Stop failure	•	•
	Emergency stop	•	•
Engine Pre-alarms Warning	Oil pressure sensor open	•	•
	Charge fail	•	•
	Low oil pressure	•	•
	High engine temperature	•	•
	Low engine temperature	•	•
	Low/ High battery volts	•	•
Alternator Shut Down Protection	Under speed	•	•
	Low fuel level	°	°
	Under / Over volt	•	•
	Under / Over frequency	•	•
	Over current	•	•
	kW over load	•	•
	Unbalanced Load	•	x
	Negative phase sequence	•	x
	Earth fault	°	x
Alternator Pre-alarms	Phase rotation	•	x
	Short circuit	°	°
	Under / Over volt	•	•
	Under / Over frequency	•	•
	kW over load	•	°
Mains Failure	Negative phase sequence	•	x
	Under / Over volt	•	•
	Under / Over frequency	•	•
Auto	Out of limit	•	•
	ATS change - over control	•	•
Miscellaneous	Remote start	•	•
	Static battery charger	•	•
	Water preheating control	•	•
	Alarm buzzer	°	x
	RS 232 communication	•	x
	RS 485 communication	•	x



LED: Icon Display • Standard ° Optional x Not Available

* Tailor-made PLC tasarım seçimi yapılabilir.

Sound Proof Canopies

Canopy Model	Dimensions		
	Length mm.	Width mm.	Height mm.
AK 10	1850	910	1181
AK 11	1955	910	1171
AK 20	2100	960	1441
AK 21	2096	1030	1290
AK 30	2466	1010	1553
AK 40	3100	1113	1811
AK 49	3402	1147	2032
AK 50	3402	1217	2032
MS 60	3960	1356	2167
MS 70	4460	1606	2547
MS 80	4810	1606	2615
MS 85	5297	1606	2656
MS 86	5410	1864	2654
MS88 - AD1015	5513	2260	2655
AK 90	6500	2200	2353
AK 91	5920	2200	2353 / 3328
AK 96	7500	2300	2500
AK 98	9000	2270	2500 / 3170
AK 99	9000	2800	3300 / 4800
AK 100	9633	2800	3300 / 4700



General Specifications of Silent Type Enclosure

AK 10 - 50 and MS 60 - 88 Models

- Modular design.
- Soundproofed canopy kit.
- Anti - corrosion powder coated phosphate priming.
- Colour black / yellow (RAL 9005 / RAL 1003).
- Insulated with acoustic foam lining.
- Two and four point lifting capability for full weight.
- Heat shield protection.
- Lockable doors with key.
- Protective mesh for rotating parts.
- Exterior emergency stop push button.
- Residential silencer inside canopy.
- Thermally insulated engine exhaust system.
- Doors on each side.
- Panel window.
- Access to radiator filling or cap.
- Oil drains and breather (sump) extended outside canopy
- On road trailer for soundproofed canopy is available.
- Aksa makes its generating sets' noise level tests in accordance with directive 2000/14/EC validation of the noise level test has been approved by the notified body Szutest.
- MS 80, 85, 88 lifting hooks should be removed during transportation for 40 Ft high cube container

AK90 to AK99 Models

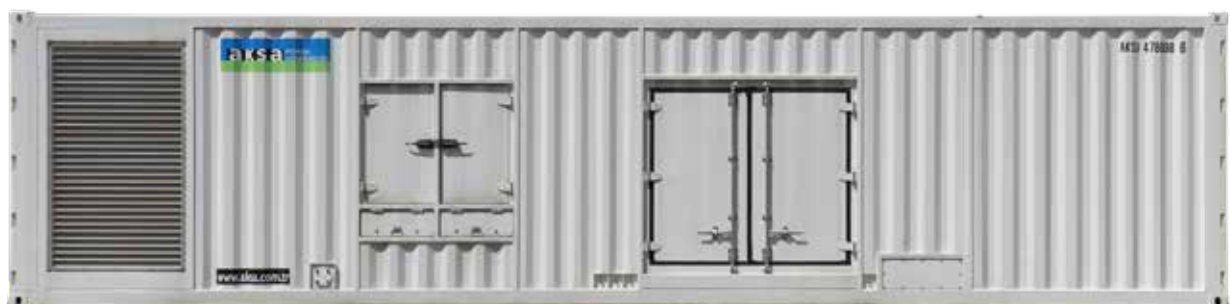
- Modular design.
- Require a concrete pad.
- Model AK 99 enclosure is drop over style.
- Body made from steel components treated with polyester powder coating.
- Acoustic fire retardant foam is covered inside the enclosure.
- Easy access to all service points and integrated ladder.
- The enclosure have four lifting points.
- Cooling fan and battery charging alternator guarded.
- Control panel viewing window in a lockable access door.
- Colour black / yellow (RAL 9005 / RAL 1003).
- Sump oil draining manual pump.
- Breather (sump) extended outside the enclosure.
- Enclosure floor is covered with chequered aluminium plates (AK90-AK98)

Containers

General Specifications of Silent Type Containers

- Four sizes are available: 20, 30, 40 feet High Cube containers.
- Sandwich mineral wool attenuation for wall and ceiling.
- Ribbed aluminium sheet internal floor.
- Large lockable doors.
- Acoustic baffles for the air inlet and outlet.
- Residential silencer with stainless steel flexible bellows.
- Ceiling mounted fluorescent light fittings.
- White paint finishing (RAL 9010).

Enclosures Model	Length mm.	Width mm.	Height mm.	FUEL TANK L.
SC20	6060	2440	2591	-
SC30	9130	2440	2600	-
SCH30	9130	2440	2800	-
SC40	12200	2440	2600	-
SCH40	12200	2440	2800	-



Branch offices and Warehouses

 <p>ALGERIA EURL AKSA Générateurs Algérie Zone Industrielle Qued Smar, Lot No:55, Harrach CP:16270 Alger / Algeria T : +213 (0) 555 01 27 00 - 04 M: contact@aksa-dz.com</p>	 <p>CHINA Aksa Power Generation Co. Ltd. No.19 Tongjiang North Road, New District, Changzhou / China T: + 86 (0) 519 851 50 205 M: sales@aksapowergen.com</p>	 <p>GHANA Aksa Power Generation (Ghana) PT MC.4 Tema Motorway Industrial Area Extension off Spintex RD, Accra / Ghana T: +233 206 99 88 00 M: info@aksaghana.com</p>	 <p>INDONESIA Menara palma Lantai 3 unit 3-03 jalan HR Rasuna Said Blok X2 Kav.6 Kelurahan Kuningan Timur Kecamatan Setabudi Jakarta Selatan, Jakarta, INDONESIA T: 021 579 57 590 M: info@aksaindonesia.co.id</p>
 <p>IRAQ Aksa Power Generation (Iraq) English Village House No:353 Arbil / Iraq T: + 964 (0) 770 761 12 20 M: export@aksa.com.tr</p>	 <p>KENYA Aksa Kenya Sunflag Industrial Park No:3 Mombasa Rd. P.O. Box 196-00519 Nairobi, Kenya T: +254 792 423 559 M : info@aksakenya.com</p>	 <p>KAZAKHISTAN Aksa Kazakhstan 89a, Suymbai ave., Almaty / Kazakhstan T: +7 727 338 48 47 M : info@aksakz.kz</p>	 <p>NETHERLANDS Merwedestraat 48P 3313CS, Dordrecht / Netherlands T: +31 (0) 78-204 9129 M: sales@aksaeurope.com</p>
 <p>RUSSIA Aksa Russia 119530, Moscow Ochakovskoe Highway, 34, BC 'WEST PARK', Office A308/3 Russia T: +7 495 710 88 42 M : info@aksarussia.ru</p>	 <p>SINGAPORE Aksa Far East(Pte.) Ltd. 94 Tuas Avenue 11 639103 Singapore T: + 65 6863 2832 M: aksafe@aksafareast.com.sg</p>	 <p>SOUTH AFRICA Aksa Power Generation (South Africa) 109 Roan Crescent, Corporate Park North, Randjespark, Midrand Johannesburg / South Africa T: +27 60 774 64 88 M: info@aksa.co.za</p>	 <p>SUDAN Aksa Sudan Sudan, Khartoum State, Khartoum, Ryad, Omak Street block 8, Building Number 4, East Side M: sales@aksa.ae</p>
 <p>TURKEY Rüzgartübağçe Mahallesi, Üzalp Çıkmazı No:10 34805 Kavacak / Beykoz İSTANBUL T: +90 212 444 4 630 M: aksa@aksa.com.tr</p>	 <p>U.A.E. Power Generation FZE PLOT NO: S20128 Jebel Ali Free Zone, Po Box:18167 Dubai / UAE T: + 971 4 880 91 40 M: sales@aksa.ae</p>	 <p>U.K. Aksa International (UK) Ltd Unit 6, Pine Court Walker Road, Bardon Hill Coalville Leicestershire, LE67 1SZ / U.K. T: + 44 (0) 1530 837 472 M: info@aksauk.com</p>	 <p>U.S.A. Aksa USA 371 Exchange Street West Monroe, LA 71292 T: +1 318 855 83 77 M: sales@aksausa.com</p>
 <p>UZBEKISTAN Aksa Uzbekistan 18/1, Oybek str., Mirobad distr., Tashkent, Uzbekistan T: +998 78 150 27 47 M: info@aksa.uz</p>	 <p>VIETNAM Power Generation FZE PLOT NO: S20128 Jebel Ali Free Zone, Po Box:18167 Dubai / UAE T: + 971 4 880 91 40 M: sales@aksa.ae</p>		

Factories

 <p>TURKEY Yıldırım Beyazıt Osb Mh. 8. Cd. No:1/2/A - 1/3A, 59850, Tekirdağ T: +90 282 737 96 00 E: aksa@aksa.com.tr</p>	 <p>CHINA No.19 Tongjiang North Road, New District, Changzhou / China T: + 86 (0) 519 856 01 250 F: + 86 (0) 519 851 50 132 M: aksa@aksapowergen.com</p>	 <p>U.S.A. 371 Exchange Street West Monroe, LA 71292 T: +1 318 855 83 77 F: +1 318 855 83 81 M: sales@aksausa.com</p>
--	--	---

Trade Centers

 <p>NETHERLANDS Merwedestraat 48P 3313CS, Dordrecht / Netherlands T: +31 (0) 78-204 9129 M: sales@aksaeurope.com</p>	 <p>U.A.E. Power Generation FZE Po Box:18167 Jebel Ali Free Zone Warehouse No.RA08 / LC07 - Dubai / UAE T: + 971 4 880 91 40 F: + 971 4 880 91 41 e-mail: sales@aksa.ae</p>	 <p>TURKEY Murat Bey Beldesi, Güney girişi Cad. No:8 34540 Catalca / İSTANBUL T: +90 212 887 12 12 F: +90 212 887 15 25 M: aksakiratama@aksakiralama.com.tr</p>	 <p>U.A.E. Power Generation FZE Po Box:18167 Jebel Ali Free Zone Warehouse No.RA08 / LC07 - Dubai / UAE T: + 971 4 880 91 40 F: + 971 4 880 91 41 e-mail: sales@aksa.ae</p>
--	---	---	---

POWER YOUR FUTURE

TURKEY

Rüzgarlıbahçe Mahallesi,
Özalp Çıkmaızı No:10 34805
Kavacık / Beykoz İSTANBUL
T: + 90 212 444 4 630
M: aksa@aksa.com.tr

NETHERLANDS

119530, Moscow Ochakovskoe
Highway, 34, BC 'WEST PARK',
Office A308/3 Russia
T: +7 495 710 88 62
M : info@aksarussia.ru

USA

89a, Suynbai ave.,
Almaty / Kazakhstan
T: +7 727 338 48 47
M : info@aksakz.kz

CHINA

18/1, Oybek str., Mirobod distr.,
Tashkent, Uzbekistan
T: +998 78 150 27 47
M: info@aksa.uz