

# TURBOARD

Why business intelligence and Why specifically TURBOARD  
+ How can we do it?

In the age of data, to turn data into value,  
what can you do now?

## AGENDA



### Why Business Intelligence?

BI gives you data-driven decision-making and increased efficiency. You gain a competitive edge and reduce costs



### Why TURBOARD?

A software with hundreds of thousands of users, offering thousands of features when and where they are needed.



### How to Turn Data into Value

Let's examine how we turn data into value with 15 years of experience and over 100 employees in R&D offices.



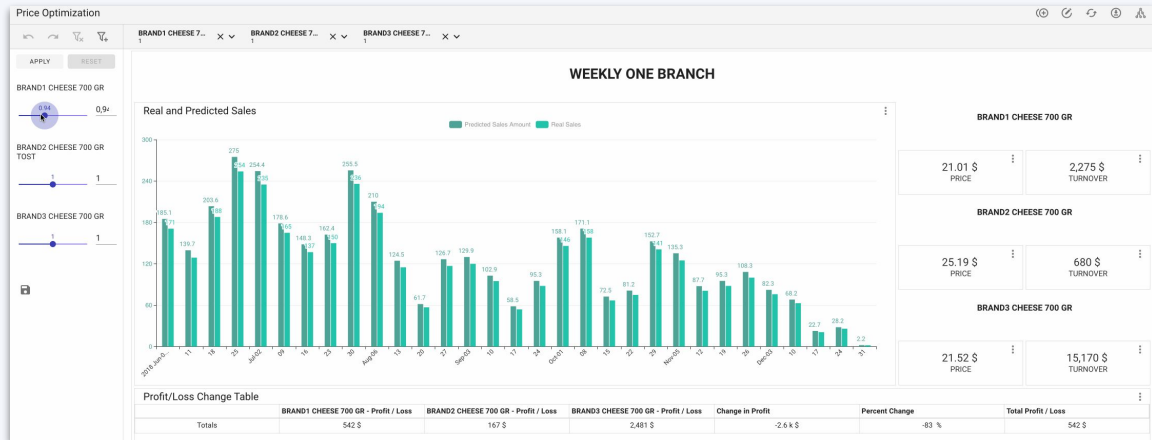
### Demo

Let's demonstrate how TURBOARD works

WHY BI?

# Data-Driven Decision Making

Real-time data analytics enable businesses to accurately assess their data blending with outer data (like market trends) and make informed decisions.

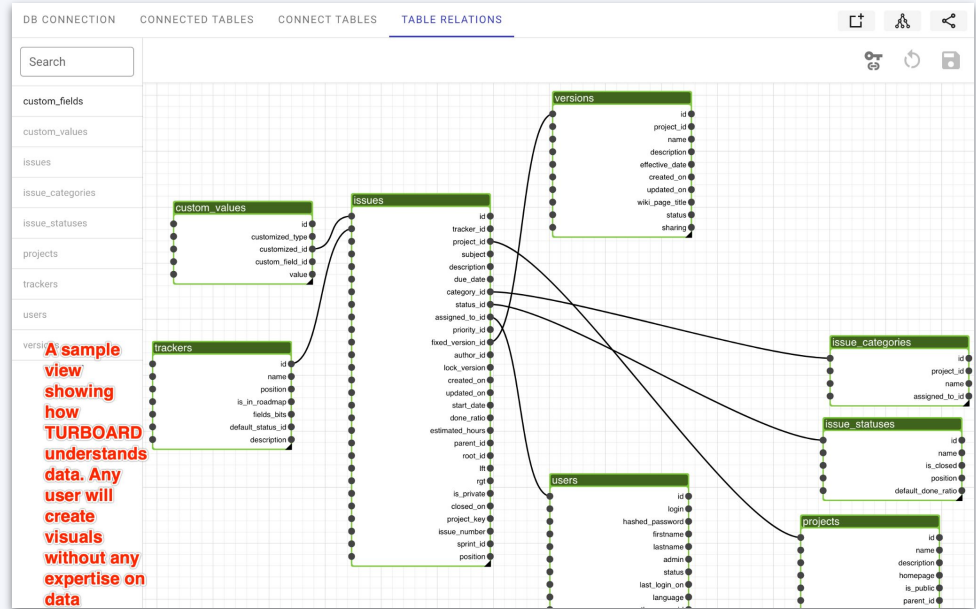


WHY BI?

# Efficiency Improvement

Business intelligence tools automate processes, saving time and resources, thereby boosting efficiency.

As an example, BI automates the tasks performed for monthly reporting, recognizes the data itself, and allows visualizations to be prepared in one go without the need technical knowledge like SQL. Thus, instead of unreliable reports such as Excel and PDF, dynamic reports are automatically generated.

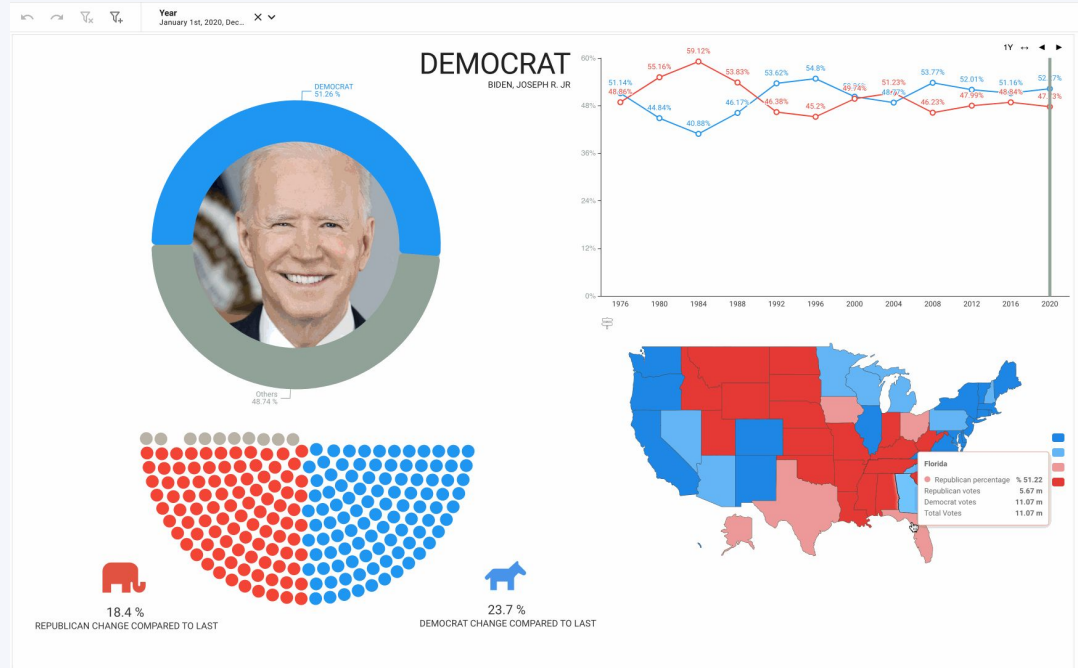


WHY BI?

## Gaining a Competitive Edge

In-depth market analysis and customer insights offer strategic opportunities to gain a competitive advantage.

Your competitors probably already are using BI and in order to evade the risk of dropping behind in age of data usage of business analytics is important.





# Feature-Rich

TURBOARD is a comprehensive business intelligence suite, offering an extensive range of features to meet diverse needs. Unlike limited BI tools, our platform ensures success through its multifaceted approach, developed over years with the dedication of hundreds of experts.

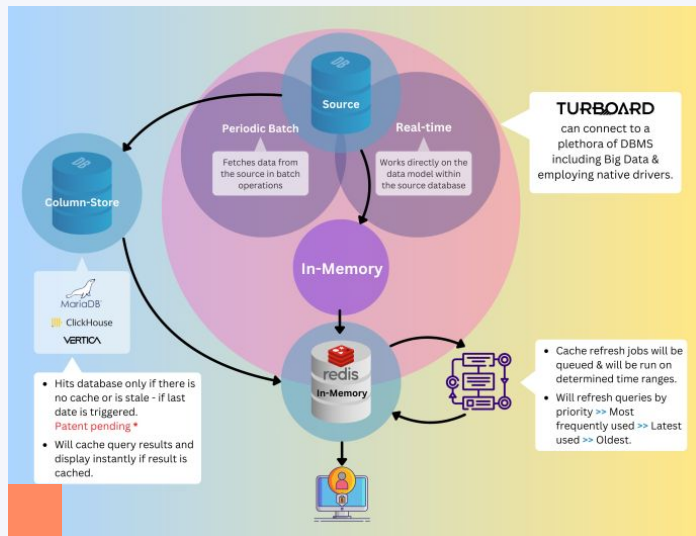
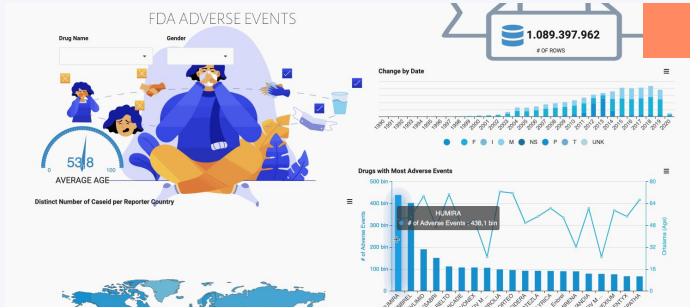
[see top features](#) or [see full documentation](#)



WHY TURBOARD?

# TURBOFAST Dashboards

see speed of TURBOARD on over 1B rows of raw data below



see how we do it above and [in this blog](#)

TURBOARD is engineered for lightning-fast performance, ensuring quick data processing and real-time insights. With our cutting-edge technology, you can make swift decisions and stay ahead in the fast-paced business world.

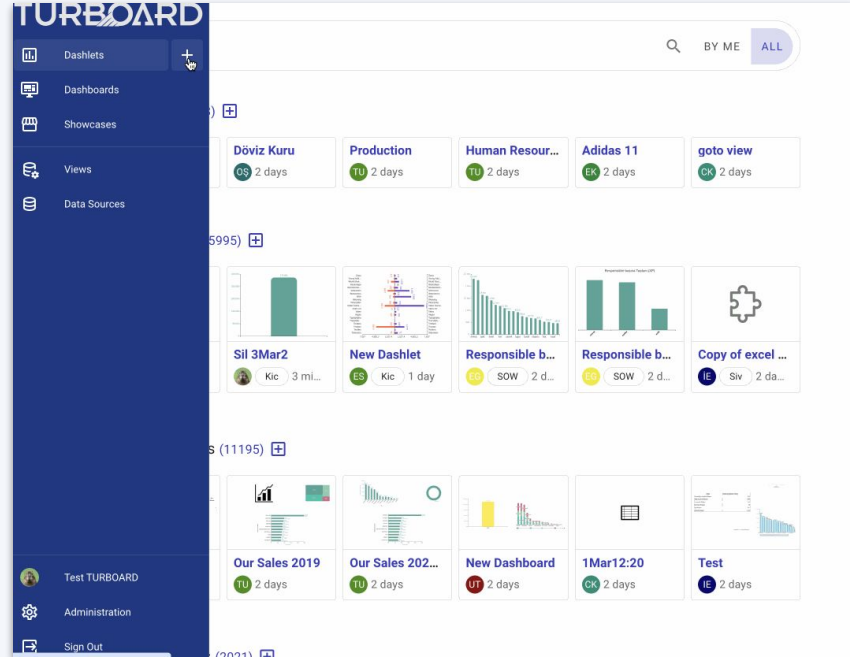


## WHY TURBOARD?

## Intuitive Design, Effortless Navigation

TURBOARD is designed with user-friendliness in mind. Our intuitive interface and streamlined processes make it easy for anyone to navigate and harness the power of business intelligence.

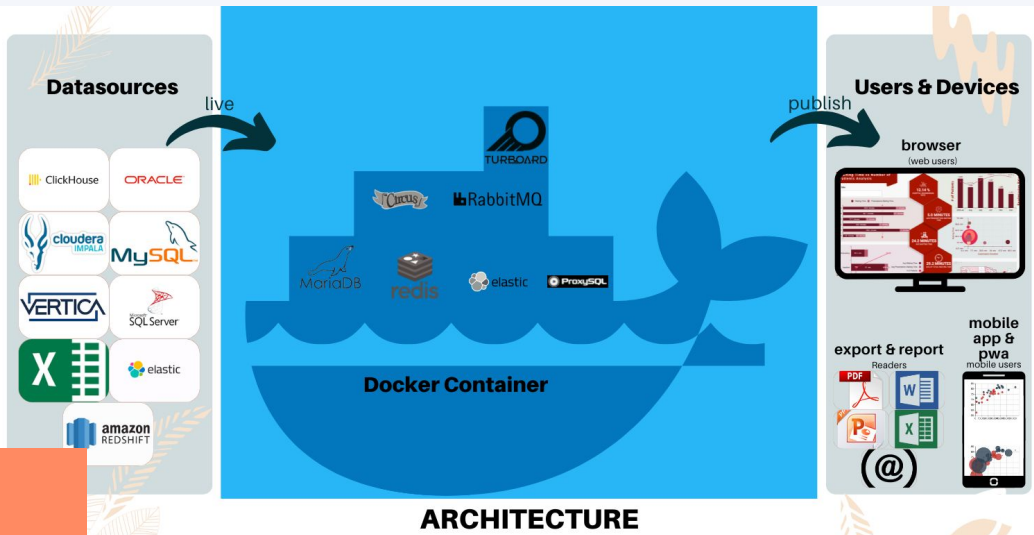
Simplify your data analysis and reporting with TURBOARD's accessible and straightforward platform.





HOW WE DO IT?

# Each Project is a Product



## ARCHITECTURE



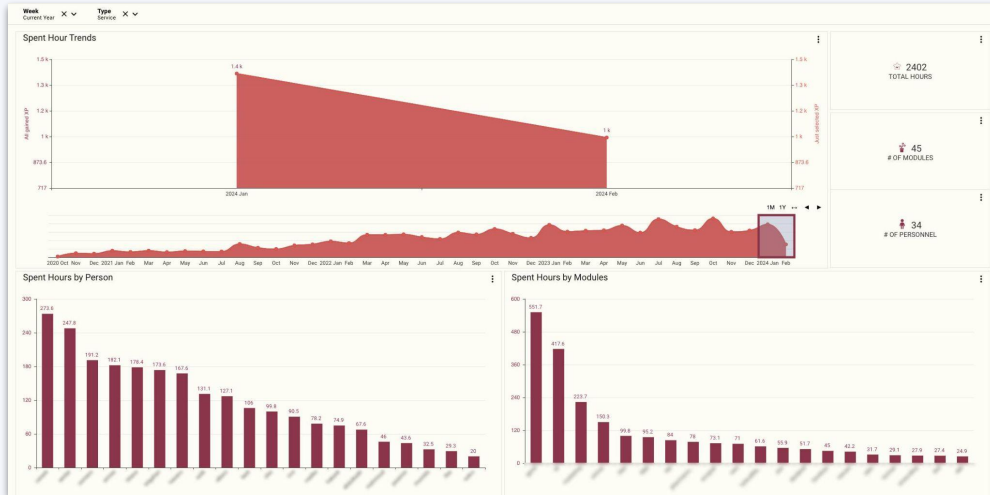
Each project is a unique product. We meticulously aim to meet their specific needs. We are committed to delivering success.

With TURBOARD, you're not just getting a tool; you're getting a partner dedicated to your project's triumph.



HOW WE DO IT?

# Fanatical Support



## Proactive, Not Reactive

Our fanatical support goes beyond traditional reactive assistance. We proactively engage with clients to anticipate needs and prevent issues, ensuring seamless project progress.



## Setting the Standard High

Our internal SLAs guarantee top-notch performance. In the Shock (initial) phase of each project, we provide intensive support to set strong foundations ensuring a smooth start.



## Transparency in Billing

Clients pay for the actual minutes spent, not rounded-up days. Our detailed reports provide a clear breakdown of activities and time spent, ensuring fair and transparent billing.



HOW WE DO IT?

# Result: Success Stories

[You can check from here](#)

