

“The address that combines experience and technology”

EKO TEK

Heat Technologies



20 years of
experience



"The address that combines experience and technology"

Our Products

STEAM BOILERS

- 4 Gaddar Series / Grim Series - Solid Fuel, Three Pass, High Pressure Steam Boilers
- 6 Yıldırım Series / Thunderbolt Series - Solid Fuel, Three Pass, Steam Boilers
- 8 Hybrid Series / Solid Fuel High Pressure Steam Boilers
- 10 Volkan Series / Volcano Series - Solid Fuel, Front Furnace, High Pressure Steam Boiler
- 12 Su Borulu / Water Tube Series - Solid Fuel, Water Tube, High Pressure Steam Boiler
- 14 Fırtına Series / Storm Series - Liquid and Gas Fuel, Three Pass, High Pressure Steam Boilers
- 16 Performans Series / Performance Series - Liquid and Gas Fuel, Two Pass, High Pressure Steam Boilers
- 18 Güçlü Series / Strong Series - Liquid and Gas Fuel, Water Pipe D Type, High Pressure Steam Boilers
- 20 Lightning Series / Flash Series - Liquid and Gas Fuel, Three Pass, Steam Generator

THERMAL OIL HEATER BOILERS

- 22 Dragon Series / Dragon Series - Solid Fuel 3-Pass Thermal Oil Heater Boilers
- 24 Anka Series / Phoneix Series - Liquid and Gas Fuel Thermal Oil Heater Boilers

HOT AIR BOILERS

- 28 Dönüştürücü Series / Transform Series - Solid Fuel Hot Air Boiler
- 29 Fast Series / Liquid Fuel Hot Air Boilers

HOT WATER BOILERS

- 30 Eko 3G Ks Series / Eko 3G Ks Series - Solid Fuel Hot Water Boiler
- 31 Atlas Series / Atlas Series - Liquid and Gas Counter Pressure Hot Water Boiler

INDUSTRIAL AUXILIARY EQUIPMENT

- 32 Eko Economizer
- 33 Condensate Tank
- 34 Steam Accumulation Tank
- 35 Degasser Tank
- 36 Wet Chimney Filter System
- 37 Cyclone Filter
- 38 Fuel tank

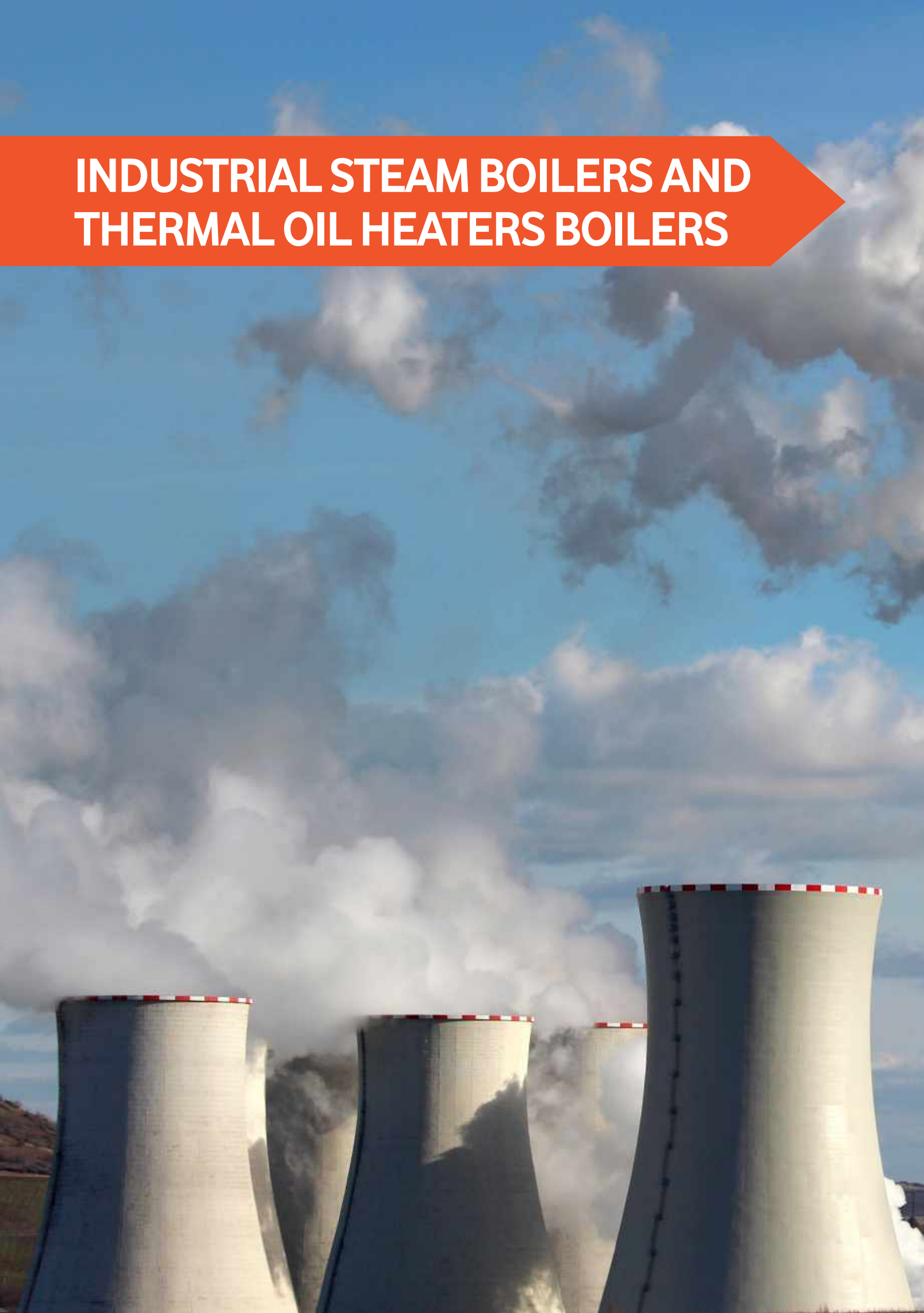
HEATER BOILER AND CENTER SYSTEM BOILERS

- 39 Central System 3-Pass Manual Loading Solid Fuel Hot Water Boiler
- 40 Tasaruf Series / Saving Series - Individual Automatic 3G Solid Fuel Heating
- 41 Obus Series / Howitzer Series - Individual Heating Howitzer Automatic Loading Solid Fuel Eco 4G
- 42 Meşale Series / Torch Series - Central System 3G Automatic Loading Heating
- 43 Monster Series / Monster Series - 3G Auto Loading Solid Fuel Hot Water Boiler
- 44 Finpel Series - Finpel Pellet Fuel Hot Water Boiler
- 45 Ekopel Series - Ekopel Automatic Loading 3G, Pellet, Hazelnut Shell and Coal Individual Heating
- 46 Ekopel Series - Ekopel Central System 3G Solid Fuel Automatic Loading
- 47 Ateşli Series / Fiery Series - Liquid Fuel Individual Heating Reverse Return
- 48 Yakıcı Series / Burning Series - Scotch Type Liquid / Gas Fuel Hot Water Boiler
- 49 Yıldız Series / Star Series - 3G Liquid Gas Condensing Hot Water Boiler
- 50 Atom Series / Atom Series - Central System Liquid Gas Reverse Flame Hot Water Boiler

HOT WATER STORAGE TANK

- 51 Single Serpentine Series
- 52 Double Serpentine Series
- 53 Walled Series
- 54 S Walled And Serpentine Series
- 55 Stainless Tanks
- 56 Why Ekotek Heat Technologies ?
- 57 Our Certificates And Documents
- 62 References

INDUSTRIAL STEAM BOILERS AND THERMAL OIL HEATERS BOILERS







JEALOUS POWER

GADDAR SERİSİ GRIM SERIES

SCOTCH TYPE SOLID FUEL, THREE-PASS, HIGH PRESSURE BOILER

160 kg / h-5,600 kg / h steam production capacity / 3 - 16 bar operating pressure

INFORMATION AND MATERIAL QUALITY

- Our company is EKOTEK, Trademark registered and controlled and audited by ISO 9001: 2015 quality management system.
- Module b (project) + module f (manufacturing) for each product is certified according to TSE Standard with CE certificate.
- Ultrasonic, radiographic and penetrating tests are carried out by our authorized company.
- Welding operations are carried out by certified welders in accordance with approved WPS and WPQR. Welding processes are subjected to radiographic testing at the rates stipulated by the standards.
- PRODUCTS USED IN PRODUCTION ARE ALL CERTIFIED MATERIALS.
- Our products are produced in accordance with 12953-2 Standard and 2014/68 / EU Pressure Vessels Directive and have CE certificate.
- Our products are manufactured according to EN288, EN287-1 using P 265 GH and P 355 GH quality boiler sheet.
- Our products are manufactured using boiler pipes made of steel of higher quality, P235GH and TS EN 10217-2 norm.
- Boiler pipes are pipes that have undergone normalization (strain relief annealing) annealing heat treatment.
- THE QUALITY OF THE STEAM BOILER IS THE IMPORTANCE OF THE FEED WATER. When purchasing a steam boiler, its manufacturing quality, pressure tests after production and operating efficiency are emphasized. However, the life of this boiler, its operational efficiency and the purity of the steam it produces is directly proportional to the purity of the water put into the boiler rather

than its manufacturing quality. For this reason, it is necessary to act very knowledgeable in the preparation of the boiler feed water and the devices required for the preparation of the feed water should be selected very carefully and then operated with the same diligence. Most of the problems in operating the steam boiler (boiler and condensate system) are related to the chemical quality of the water supplied to the boiler and called "feed water". The problems of the operator who belittles the chemistry of the feed water and underestimate this feature never disappear. For feed water, get support from the treatment companies in your area and our company. When choosing the boiler, the annual, monthly, daily and hourly steam needs of the enterprise should be taken into consideration.

- COAL, PRINA, PELLET, SUNFLOWER SHELL, HAZELNUT SHELL etc. it can burn granular fuels with high efficiency and it is also facilitated by automatic loading.
- If requested, economizer can be added to the flue gas outlet in order to benefit from the heat of smoke gases. The economizer to be mounted on the back of the boiler allows the condensate entering the boiler to be heated and back into the boiler. Thus, fuel saving is provided.
- It has the flexibility to work compatible with different combustion systems.
- Our products are designed for minimum 4,500 kcal / h fuel. Contact our company to burn lower calorie fuel.

HIGH CAPACITY HIGH EFFICIENCY

- With its high heating surface, it provides the opportunity to obtain drier and higher energy vapor.
- Large volume with water and steam and high performance and sudden intense steam output in continuous operation conditions.
- WE RECOMMEND USING A DEGASSER IN OPERATING PRESSURE 8 BAR AND OVER BOILERS
- Our company recommends that you use automatic bottom blowdown and surface blowdown in the system.
- (Manual bluffs are available in package systems)
- It offers comfortable and high efficiency combustion performance with low back pressure values.

- Scotch type 3-pass boilers have received the title of the longest-lasting and efficient boiler with their superior designs accepted all over the world.
- The fuel supply is from the bottom, and the flame is in direct contact with the burner.
- It provides 40% fuel saving compared to manual feed boilers.
- Air sent by fan; provides a controlled and clean smokeless combustion.

444 1 354

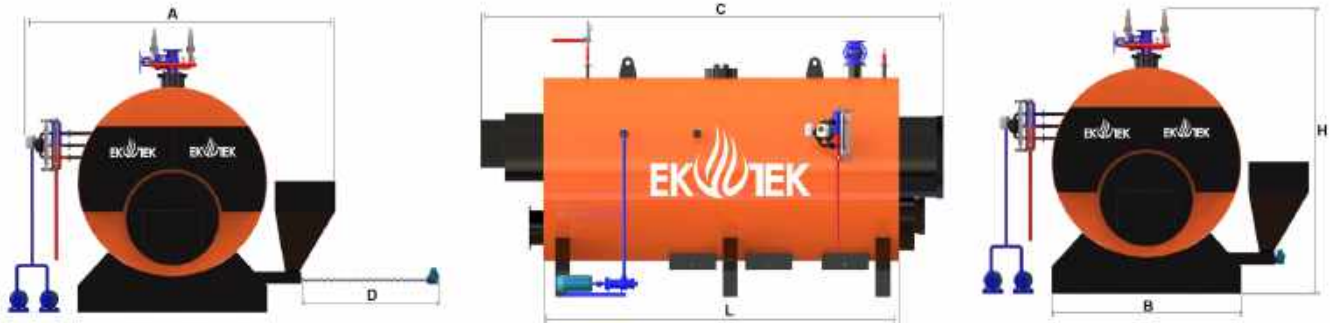
+90 256 231 15 95 +90 256 231 16 75 +90 541 379 46 88

www.ekotekkazan.com.tr @satis@ekotekkazan.com.tr



100% SAFE, USER-FRIENDLY

- Our products do not cause noise pollution with their silent operation. It is produced with corrugated iron and combustion chamber according to the pressure values. The strength of the boiler and its resistance to thermal stresses are thus increased.
- Smoke pipes are welded with mirrors and provide safer and long-term operation.
- Heat loss is prevented by strong insulation with glass wool and rockwool.
- It is noticed with its compatibility in its environment with its elegant appearance.
- It is easy to assemble.
- It is easy to maintain.
- There is no risk of explosion.
- Upon request, steam boilers can be delivered as a package with all their accessories.



DESİNG	CAPACITY			STEAM PRODUCTION CAPACITY KG/H	CHIMNEY OUT DIAMETER (mm)	DIMENSIONS (MM)										FUEL TANK		WATER INLET	STEAM OUTLET	SAFETY VALVE	DISCHARGE VALVE	Max. WATER VOLUME	MIN. CONDENSE TANK CAPACITY	PRES-SURE AGAINST SMOKE PIPE	SMOKE PIPE DIA-METER	INSULATION	MIN. RECOMM. CHIMNEY DIAMETER	WEIGHT						
	M³	KCAL/H	KW			A (mm)	B (mm)	C (mm)	D (mm)	H (mm)	L (mm)	CAPACITY KG		SG	BC	R	R												LT	LT	MBAR	MM	MM	KG
												COAL	OLIVE SEEDS																					
GADDAR / GRİM 10A*	10	100.000	116	160	225	2250	1270	2910	1150	1650	1700	150	125	PN16 DN32	PN16 DN32	DN25 / DN40	PN16 DN32	920	160	4,5	Ø76.1 mm	100 MM ROCKWOOL	225	2000										
GADDAR / GRİM 15A*	15	150.000	174	240	250	2400	1450	3100	1300	1860	1900	150	125	PN16 DN32	PN16 DN40	DN25 / DN40	PN16 DN32	1400	240	5	Ø76.1 mm	100 MM ROCKWOOL	250	2400										
GADDAR / GRİM 20A*	20	200.000	232	320	300	2550	1610	3220	1450	2010	2050	150	125	PN16 DN32	PN16 DN50	DN25 / DN40	PN16 DN32	2000	320	5	Ø76.1 mm	100 MM ROCKWOOL	300	2800										
GADDAR / GRİM 25A*	25	250.000	290	400	350	2550	1610	3300	1450	2010	2120	150	125	PN16 DN32	PN16 DN50	DN25 / DN40	PN16 DN32	2500	400	5	Ø76.1 mm	100 MM ROCKWOOL	350	3300										
GADDAR / GRİM 30A*	30	300.000	348	480	350	2620	1670	3660	1550	2070	2300	200	175	PN16 DN32	PN16 DN65	DN25 / DN40	PN16 DN32	2750	480	5	Ø76.1 mm	100 MM ROCKWOOL	350	4000										
GADDAR / GRİM 40A*	40	400.000	465	640	450	2800	1920	3750	1700	2250	2500	200	175	PN16 DN32	PN16 DN65	DN25 / DN40	PN16 DN40	2950	640	6,7	Ø76.1 mm	100 MM ROCKWOOL	450	5000										
GADDAR / GRİM 50A*	50	500.000	582	800	450	3000	2100	4100	1800	2450	2850	200	175	PN16 DN32	PN16 DN65	DN25 / DN40	PN16 DN40	3800	800	7	Ø76.1 mm	100 MM ROCKWOOL	450	6200										
GADDAR / GRİM 60A*	60	600.000	697	960	500	3200	2250	4650	2000	2620	3400	200	175	PN16 DN32	PN16 DN80	DN25 / DN40	PN16 DN40	4300	960	8	Ø76.1	100 MM ROCKWOOL	500	6500										
GADDAR / GRİM 70A**	70	700.000	814	1120	550	2800	2350	6320	2970	3060	3500	200	175	PN16 DN32	PN16 DN80	DN32 / DN50	PN16 DN40	5500	1120	8	Ø76.1 mm	100 MM ROCKWOOL	550	7200										
GADDAR / GRİM 80A**	80	800.000	930	1280	550	2900	2450	6450	3050	3100	3550	200	175	PN16 DN32	PN16 DN100	DN32 / DN50	PN16 DN40	6100	1280	8	Ø76.1 mm	100 MM ROCKWOOL	550	8000										
GADDAR / GRİM 90A**	90	900.000	1046	1440	600	2950	2650	6670	3200	3150	3250	200	175	PN16 DN32	PN16 DN100	DN32 / DN50	PN16 DN40	6730	1440	8	Ø76.1 mm	100 MM ROCKWOOL	600	8750										
GADDAR / GRİM 100A**	100	1.000.000	1162	1600	600	3150	2750	6750	3750	3400	3500	200	175	PN16 DN32	PN16 DN100	DN32 / DN50	PN16 DN40	7300	1600	8	Ø76.1 mm	100 MM ROCKWOOL	600	9500										
GADDAR / GRİM 125A**	125	1.250.000	1453	2000	650	3250	2800	6900	3900	3400	4000	400	350	PN16 DN32	PN16 DN125	DN40 / DN65	PN16 DN40	8000	2000	8	Ø76.1 mm	100 MM ROCKWOOL	650	11000										
GADDAR / GRİM 150A**	150	1.500.000	1744	2400	700	3400	2870	7270	4200	3600	4250	400	350	PN16 DN32	PN16 DN125	DN50 / DN80	PN16 DN40	11000	2400	8	Ø76.1 mm	100 MM ROCKWOOL	700	12500										
GADDAR / GRİM 175A**	175	1.750.000	2035	2800	750	3400	2900	7700	4400	3600	4700	400	350	PN16 DN32	PN16 DN125	DN50 / DN80	PN16 DN40	12750	2800	8	Ø76.1 mm	100 MM ROCKWOOL	750	13250										
GADDAR / GRİM 200A**	200	2.000.000	2325	3200	800	3600	3000	7950	2750	3400	4900	400	350	PN16 DN32	PN16 DN150	DN50 / DN80	PN16 DN40	13200	3200	8	Ø76.1 mm	100 MM ROCKWOOL	800	14500										
GADDAR / GRİM 250A**	250	2.500.000	2907	4000	900	4150	3000	6950	2850	3600	5450	400	350	PN16 DN32	PN16 DN150	DN65 / DN100	PN16 DN65	14500	4000	9	Ø76.1 mm	100 MM ROCKWOOL	900	15000										
GADDAR / GRİM 300A**	300	3.000.000	3488	4800	1000	4400	3220	7550	3050	3850	6050	400	350	PN16 DN32	PN16 DN200	DN65 / DN100	PN16 DN65	15700	4800	9	Ø76.1 mm	100 MM ROCKWOOL	1000	16350										
GADDAR / GRİM 320A**	320	3.200.000	3720	5120	1000	4450	3300	8150	3050	3900	6500	400	350	PN16 DN32	PN16 DN200	DN65 / DN100	PN16 DN65	16750	5120	9	Ø76.1 mm	100 MM ROCKWOOL	1000	17350										
GADDAR / GRİM 350A**	350	3.500.000	4069	5600	1100	4520	3350	8250	3100	3950	6600	400	350	PN16 DN32	PN16 DN200	DN65 / DN100	PN16 DN65	17890	5600	9	Ø76.1 mm	100 MM ROCKWOOL	1100	18600										

OUR COMPANY HAS THE RIGHT TO MAKE SIZE, WEIGHT AND CHANGE DESİNGS WITHOUT NEWS. NOTE: RECOMMENDED MINIMUM CHIMNEY DIAMETER AVERAGE CALCULATED AS 400 Altitude. THE CHIMNEY SIZE SPECIFIED ARE MINIMUM VALUES AND MAY VARY. * STOKER LOADING IS IN THE RIGHT OR LEFT AREA OF THE ACCIDENT. OUR COMPANY HAS THE RIGHT TO MAKE CHANGES. ** STOKER LOADING IS MADE FROM THE FRONT COVER OF THE ACCIDENT. OUR COMPANY HAS THE RIGHT TO MAKE CHANGES. *** STOKER LOADING IS IN THE RIGHT OR LEFT AREA OF THE ACCIDENT. ALSO THE CHIMNEY FAN IS AVAILABLE. OUR COMPANY HAS THE RIGHT TO MAKE CHANGES.

PERFECT QUALITY



YILDIRIM SERİSİ THUNDERBOLT SERIES

SEMI-CYLINDRICAL SOLID FUEL, THREE-PASS, STEAM BOILERS

160 kg / h - 800 kg / h steam production capacity / 3 - 8 bar operating pressure

INFORMATION AND MATERIAL QUALITY

- Our company is EKOTEK, Trademark registered and controlled and audited by ISO 9001: 2015 quality management system.
- Module b (project) + module f (manufacturing) for each product is certified according to TSE Standard with CE certificate.
- Ultrasonic, radiographic and penetrating tests are carried out by our authorized company.
- Welding operations are carried out by certified welders in accordance with approved WPS and WPQR. Welding processes are subjected to radiographic testing at the rates stipulated by the standards.
- The products used in production are all certified materials.
- Our products are produced in accordance with 12953-2 Standard and 2014/68 / EU Pressure Vessels Directive and have CE certificate.
- Our products are manufactured according to EN288, EN287-1 using P 265 GH and P 355 GH quality boiler sheet.
- Our products are produced using boiler pipes made of steel of higher quality, P235GH in TS EN 10217-2 norm.
- Boiler pipes are pipes that have undergone normalization (strain relief annealing) annealing.
- THE QUALITY OF THE STEAM BOILER IS QUALITY OF THE FEED WATER. When purchasing a steam boiler, the manufacturing quality of the boiler, the pressure tests performed after the production and the operating efficiency are emphasized. However, the lifetime of this boiler, its operational efficiency and the purity of the steam it produces is far from the
- Manufacturing quality of the boiler. It is directly proportional to the purity of the water. For this reason, it is necessary to act very knowledgeable in the preparation of the boiler feed water and the devices required for the preparation of the feed water should be selected very carefully and then operated with the same diligence. Most of the problems in the operation of the boiler (boiler and condensate system) are related to the chemical quality of the water supplied to the boiler and called "feed water". The problems of the operator who belittles the chemistry of the feed water and underestimate this feature never disappear. For feed water, get support from the treatment companies in your area and our company. When choosing the boiler, annual, monthly and daily steam needs of the enterprise should be taken into consideration. COAL, PRINA, PELLET, SUNFLOWER SHELL, HAZELNUT SHELL etc. Burning granular fuels with high efficiency is also facilitated by automatic loading. If requested, economizer can be added to the flue gas outlet in order to benefit from the heat of smoke gases. The economizer to be mounted on the back of the boiler allows the condensate entering the boiler to be heated and back into the boiler. Thus, fuel saving is provided.
- It has the flexibility to work compatible with different combustion systems.
- Our boilers are designed for minimum 4.500 kcal / h fuel. Contact our company to burn lower calorie fuel.

HIGH CAPACITY HIGH EFFICIENCY

- Large volume with water and steam and high performance and sudden intense steam output in continuous operation conditions.
- With its high heating surface, it provides the opportunity to obtain drier and higher energy vapor.
- It offers comfortable and high efficiency combustion performance with low back pressure values.
- It distributes the heat obtained with its 3-pass design evenly on all surfaces and provides maximum heat transfer and fuel saving.
- Fuel supply is from the bottom and the flame is directly contacted to the furnace.
- Our products do not cause noise pollution with their silent operation.
- Primer sent air with the help of fan; provides a controlled and clean smokeless combustion.
- Design and Manufacturing upper pressure limit of Semi Cylindrical Steam Boilers is determined as 8 Bar; In order to meet customer expectations, it can be manufactured by increasing the production capacity range appropriate for the need.
- **OUR COMPANY PROVIDES USING AUTOMATIC BOTTOM BLUFF AND SURFACE BLUFF IN THE SYSTEM.**
- **(MANUAL BLUFF ARE AVAILABLE IN PACKAGE SYSTEMS)**

444 1 354

+90 256 231 15 95 +90 256 231 16 75 +90 541 379 46 88
www.ekotekkazan.com.tr @satis@ekotekkazan.com.tr

10





100% SAFE, USER-FRIENDLY

- Smoke pipes are welded with mirrors and provide safer and long-lasting operation.
- Heat loss is prevented by strong insulation with glass wool or rock wool.
- It provides 40% fuel saving compared to manual feed boilers.
- Analogue or PLC controlled control panel.
- It is noticed with its compatibility with its stylish appearance in its environment.
- It is easy to assemble.
- It is easy to maintain.
- Our steam boilers can be delivered as a package together with all accessories upon request.



DESİNG	CAPACITY			STEAM PRODUCTION CAPACITY KG/H	CHIMNEY OUT DIAMETER	DIMENSIONS						FUEL TANK CAPACITY KG		WATER INLET VALVE	STEAM OUTLET VALVE	SAFETY VALVE	DISCHARGE VALVE	FULL WATER VOLUME	MIN. CONDENSE TANK CAPACITY	PRES-SURE AGAINST SMOKE PIPE	SMOKE TUBE SIZE	INSULATION	CHIMNEY DIAMETER	WEIGHT
	M2	KCAL/H	KW			A (mm)	B (mm)	C (mm)	D (mm)	H (mm)	L (mm)	COAL	OLIVE SEEDS											
YILDIRIM / THUNDERBOLT 10A	10	100.000	116	160	225	2190	980	1980	870	1920	1550	150	125	PN16 DN32	PN16 DN32	DN25 / DN40	PN16 DN40	570	160	3,5	Ø76.1 mm	100 MM ROCKWOOL	225	1130
YILDIRIM / THUNDERBOLT 15A	15	150.000	174	240	250	2200	1000	2150	870	1970	1730	200	175	PN16 DN32	PN16 DN40	DN25 / DN40	PN16 DN40	960	240	4	Ø76.1 mm	100 MM ROCKWOOL	250	1675
YILDIRIM / THUNDERBOLT 20A	20	200.000	232	320	300	2200	1000	2520	950	2150	1950	200	175	PN16 DN32	PN16 DN50	DN25 / DN40	PN16 DN40	1220	320	4,5	Ø76.1 mm	100 MM ROCKWOOL	300	2025
YILDIRIM / THUNDERBOLT 25A	25	250.000	290	400	350	2420	1230	2760	975	2190	2050	200	175	PN16 DN32	PN16 DN50	DN25 / DN40	PN16 DN40	1440	400	6	Ø76.1 mm	100 MM ROCKWOOL	350	2820
YILDIRIM / THUNDERBOLT 30A	30	300.000	348	480	350	2475	1260	2950	1050	2400	2230	200	175	PN16 DN32	PN16 DN65	DN25 / DN40	PN16 DN40	1752	480	6	Ø76.1 mm	100 MM ROCKWOOL	350	2950
YILDIRIM / THUNDERBOLT 35A	35	350.000	406	560	400	2680	1500	3110	1250	2735	2370	200	175	PN16 DN32	PN16 DN65	DN25 / DN40	PN16 DN40	1940	560	6	Ø76.1 mm	100 MM ROCKWOOL	400	3110
YILDIRIM / THUNDERBOLT 40A	40	400.000	465	640	450	2680	1500	3360	1250	2780	2620	200	175	PN16 DN32	PN16 DN65	DN25 / DN40	PN16 DN40	2300	640	6,7	Ø76.1 mm	100 MM ROCKWOOL	450	3470
YILDIRIM / THUNDERBOLT 45A	45	450.000	423	720	450	2680	1550	3360	1250	2800	2620	200	175	PN16 DN32	PN16 DN65	DN25 / DN40	PN16 DN40	2750	720	8	Ø76.1 mm	100 MM ROCKWOOL	450	3830
YILDIRIM / THUNDERBOLT 50A	50	500.000	582	800	450	2680	1550	3360	1250	2900	2620	200	175	PN16 DN32	PN16 DN65	DN25 / DN40	PN16 DN40	3300	800	8	Ø76.1 mm	100 MM ROCKWOOL	450	4020
YILDIRIM / THUNDERBOLT 60A	60	600.000	697	960	500	2800	1650	3650	1300	3250	2900	200	175	PN16 DN32	PN16 DN80	DN25 / DN40	PN16 DN40	3960	960	8,5	Ø76.1 mm	100 MM ROCKWOOL	500	4824
YILDIRIM / THUNDERBOLT 70A	70	700.000	814	1120	550	3000	1850	3800	1400	3300	3000	400	350	PN16 DN32	PN16 DN80	DN32 / DN50	PN16 DN40	4620	1120	9	Ø76.1 mm	100 MM ROCKWOOL	550	5628
YILDIRIM / THUNDERBOLT 80A	80	800.000	930	1280	550	3100	1900	3950	1400	3450	3150	400	350	PN16 DN32	PN16 DN100	DN32 / DN50	PN16 DN40	5280	1280	9	Ø76.1 mm	100 MM ROCKWOOL	550	6432
YILDIRIM / THUNDERBOLT 90A	90	900.000	1046	1440	600	3250	2000	4150	1450	3720	3300	400	350	PN16 DN32	PN16 DN100	DN32 / DN50	PN16 DN40	5940	1440	10,5	Ø76.1 mm	100 MM ROCKWOOL	600	7236
YILDIRIM / THUNDERBOLT 100A	100	1.000.000	1.162	1600	600	3400	2150	4250	1550	3800	3500	400	350	PN16 DN32	PN16 DN100	DN32 / DN50	PN16 DN40	6600	1600	11	Ø76.1 mm	100 MM ROCKWOOL	600	8040
YILDIRIM / THUNDERBOLT 125A	125	1.250.000	1.453	2000	650	3400	2150	4700	1550	3900	3900	400	350	PN16 DN32	PN16 DN125	DN40 / DN65	PN16 DN50	8250	2000	11	Ø76.1 mm	100 MM ROCKWOOL	650	10050
YILDIRIM / THUNDERBOLT 150A	150	1.500.000	1.744	2400	700	3550	2250	5000	1700	4150	4200	400	350	PN16 DN32	PN16 DN125	DN40 / DN65	PN16 DN50	9900	2400	12	Ø76.1 mm	100 MM ROCKWOOL	700	12060
YILDIRIM / THUNDERBOLT 175A	175	1.750.000	2.034	2800	750	3600	2250	5500	1700	4250	4700	400	350	PN16 DN32	PN16 DN125	DN40 / DN80	PN16 DN50	11550	2800	12,5	Ø76.1 mm	100 MM ROCKWOOL	750	14070
YILDIRIM / THUNDERBOLT 200A	200	2.000.000	2.325	3200	800	3750	2350	6000	1750	4400	5000	400	350	PN16 DN32	PN16 DN150	DN40 / DN80	PN16 DN50	13200	3200	12,5	Ø76.1 mm	100 MM ROCKWOOL	800	16080

OUR COMPANY HAS THE RIGHT TO MAKE SIZE, WEIGHT AND CHANGE MODELS WITHOUT NEWS.

NOTE: RECOMMENDED MINIMUM IS CALCULATED AS A CHIMNEY DIAMETER AVERAGE ALTTI ÜDE 400. THE CHIMNEY SIZE SPECIFIED ARE MINIMUM VALUES AND MAY VARY. - FOR SOLID FUEL PRODUCTS, STOCKER SHAPE MAY CHANGE ACCORDING TO THE CAPACITY OF THE PRODUCT

NEW TECHNOLOGY

HİBRİT SERİSİ HYBRID SERIES

SOLID FUEL HIGH PRESSURE STEAM BOILER

2.000 kg / h - 25.000 kg / h steam production capacity 3 - 25 bar operating pressure



INFORMATION AND MATERIAL QUALITY

- Our company is EKOTEK, Trademark registered and controlled and audited by ISO 9001: 2015 quality management system.
- Module b (project) + module f (manufacturing) for each product is certified according to TSE Standard with CE certificate.
- Ultrasonic, radiographic and penetrating tests are carried out by our authorized company.
- Welding operations are carried out by certified welders in accordance with approved WPS and WPQR. Welding processes are subjected to radiographic testing at the rates stipulated by the standards.
- The products used in production are all certified materials.
- Our products are manufactured in accordance with 12952-3, 12953-2
- Standard and 2014/68 / EU Pressure Vessels Directive and have CE certificate.
- Our products are manufactured according to EN288, EN287-1 using P 265 GH and P 355 GH quality boiler sheet.
- Our products are produced using boiler pipes made of steel of higher quality, P235GH in TS EN 10217-2 norm.
- The Boiler pipe is that have undergone normalization (strain relief annealing) annealing.
- Stocker, chain or movable grate products are available.
- THE QUALITY OF THE STEAM BOILER IS QUALITY OF THE FEED WATER
- The emphasis is placed on pressure tests and operating efficiency

after manufacturing. However, the life of the boiler, its operational efficiency and the purity of the steam it produces is directly proportional to the purity of the water put into the boiler's manufacturing quality. For this reason, it is necessary to act very informed in the preparation of the steam boiler feed water and the devices required for the preparation of the feed water should be selected very carefully and then operated with the same care. Most of the problems experienced in the operation of the boiler (boiler and condensate system) are related to the chemical quality of the water given to the boiler and called "feed water". The problems of the operator, who belittles the chemistry of the feed water and underestimate this issue, never disappear. For feed water, get support from the treatment companies in your area and our company.

- When choosing the boiler, annual, monthly and daily steam needs of the enterprise should be taken into consideration.
- COAL, OLIVE SEEDS, PELLET, Wood Chips, SUNFLOWER SHELL, HAZELNUT SHELL etc. It can burn granular fuels with rotating grill and movable grill with high efficiency, and it is also facilitated to use with automatic loading and automatic ash discharge.
- If requested, an economizer can be added to the flue gas outlet in order to benefit from the heat of the smoke gases. The economizer to be mounted on the back of the boiler allows the condensate entering the boiler to be heated and back into the boiler. Thus, fuel saving is provided.

HIGH CAPACITY HIGH EFFICIENCY

- Boiler types with water pipe and flame smoke pipe in the same body HYBRID BOILER is created.
- Water tube primer mounted on chain grid or stoker furnace required as a result of detailed and precise calculations It is manufactured at a height and a large-volume combustion chamber is created on the chain or movable grate. Radiation heat boiler with Scotch type boiler with flame smoke pipe is connected with water collector pipes.
- Large volume combustion chamber, flame length in solid fuels, flame radiation, maximum gas and heat generated by combustion is required to be.
- Second (secondary) module Flame smoke tube boiler has two passes. in order to obtain maximum efficiency for the required Capacity has been designed.
- The volume of smoke decreasing as the temperature drops, from the boiler It is designed to pass at optimum speeds. In the boiler the passage paths of the flame are kept long a large part of the heat energy remains in the boiler and steam used in production.
- With larger vapor volume, the system can react instantly thanks to the primary pipe with water pipe. Flash steam production is provided.

- Exchange of the pipes of the boiler with a flame smoke pipe; Front and back The covers can be changed very easily by opening.
- Hybrid Steam Boiler steams all the calories of the fuel burning. maximum fuel value as it fully reflects in the production process it is possible to obtain as much heat and turn it into steam.
- You can use Hybrid Steam Boiler in approximately 82% efficiency.
- There are bluff and flanged cleaning in lower collectors.
- While calculating the boiler heat load, the optimum heat load is given to the boiler heating surface area.
- Due to its hybrid feature, standard gas / liquid fuel steam boiler
- The inadequate heat transfer surface encountered during the combustion chamber solid fuel applications completely eliminates the problems.
- Extra heating surface is completed with water and flame pipe system. solid fuel burning efficiency is much higher in 3 Pass Scotch Type Boilers than solid fuel burning. It provides high performance in intense and continuous working conditions and sudden steam traction with its wide water and steam volume.
- Dryer and higher with water and flame pipe system surface area provides the opportunity to obtain energetic steam.

444 1 354

+90 256 231 15 95 +90 256 231 16 75 +90 541 379 46 88

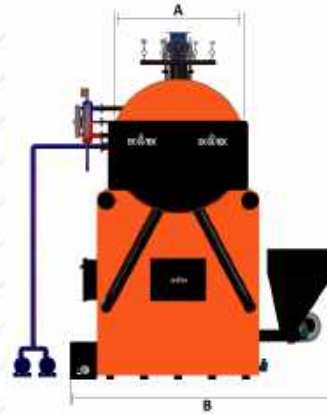
www.ekotekkazan.com.tr @satis@ekotekkazan.com.tr



- Upon request, in solid fuel boilers; automatic ash unloading, automatic fuel loading and transfer systems,
- Movable grill, rotary grill,
- PLC control system can be added.
- All kinds of optional accessories you can request in Hybrid Steam Boilers long-term costs to your business in energy recovery and labor costs will return as depreciation. The money you spend with another discourse gives you will return as capital.
- OUR COMPANY TO USE AUTOMATIC BOTTOM BLOWDOWN AND SURFACE BLOWDOWN IN THE SYSTEM RECOMMENDS. (MANUAL BLOCKS ARE AVAILABLE IN PACKAGE SYSTEMS).

100% SAFE, USER-FRIENDLY

- Our products do not cause noise pollution with their silent operation.
- Primer sent air with the help of fan; controlled and clean
- It provides smokeless burning.
- It is much more efficient and long-lasting compared to other boiler designs and also by meeting with Ekotek Quality.
- According to the pressure values. Standard 12952-3, 12953-2 and Manufactured in accordance with the 2014/68 / EU Pressure Vessels Directive and has CE certificate.
- The smoke pipes are welded with mirror and are safer and longer provides long-lasting work.
- Heat loss is reduced thanks to strong insulation with glass wool or rock wool.
- It is noticed with its compatibility with its elegant appearance.
- It is easy to assemble.
- It is easy to maintain.
- Upon request, our steam boilers are all can be delivered with accessories



DESİNG	CAPACITY			CHIMNEY OUT DIAMETER (mm)	BUHAR ÜRETİM CAPACITYSİ KATI YAKIT	DIMENSIONS (MM)				SU		BUHAR	SAFETY VALVE	DISCHARGE VALVE	YAKIT DEPOSU		FULL WATER VOLUME	MİN. KONDENS TANKI CAPACITYSİ	SU BORULARI ÖLÇÜLERİ	YALITIM ÖZELLİKLERİ	MİN. RECOMM. CHIMNEY DIAMETER	WEIGHT
	M2	KCAL/H	KW			A (mm)	B (mm)	C (mm)	H (mm)	GİRİŞ	ÇIKIŞ				COAL	OLIVE SEEDS						
	SG	BÇ	R			R	LT	LT	MM	MM	MM				KG							
HYBRID 100	100	1.000.000	1162	600	2000	1500	2650	4550	3750	PN 16 DN32	PN 16 DN100	DN40 / DN65	PN16 DN40	400	350	6800	2000	Ø57-Ø76.1 mm	150 MM ROCKWOOL	600	12350	
HYBRID 150	150	1.500.000	1744	700	3000	1750	2950	4900	3950	PN 16 DN32	PN 16 DN125	DN50 / DN80	PN16 DN40	400	350	7370	3000	Ø57-Ø76.1 mm	150 MM ROCKWOOL	700	17560	
HYBRID 200	200	2.000.000	2325	800	4000	2000	3300	5150	4000	PN 16 DN32	PN 16 DN150	DN50 / DN80	PN16 DN50	400	350	8922	4000	Ø57-Ø76.1 mm	150 MM ROCKWOOL	800	19100	
HYBRID 250	250	2.500.000	2907	900	5000	2200	3500	5400	4100	PN 16 DN32	PN 16 DN200	DN65 / DN100	PN16 DN65	600	525	11150	5000	Ø57-Ø76.1 mm	150 MM ROCKWOOL	900	21750	
HYBRID 300	300	3.000.000	3488	1000	6000	2300	3650	5600	4250	PN 16 DN32	PN 16 DN200	DN65 / DN100	PN16 DN65	600	525	12975	6000	Ø76.1-Ø88,9 mm	150 MM ROCKWOOL	1000	24300	
HYBRID 400	400	4.000.000	4651	1100	8000	2500	3800	5750	4500	PN 16 DN32	PN 16 DN200	DN80 / DN125	PN16 DN65	600	525	14355	8000	Ø76.1-Ø88,9 mm	150 MM ROCKWOOL	1100	29250	
HYBRID 500	500	5.000.000	5814	1200	10000	2700	3950	5900	4950	PN 16 DN40	PN 16 DN250	DN80 / DN125	PN16 DN65	800	750	15870	10000	Ø76.1-Ø88,9 mm	150 MM ROCKWOOL	1200	31700	
HYBRID 600	600	6.000.000	6976	1300	12000	2950	4200	6400	5350	PN 16 DN40	PN 16 DN250	DN100 / DN150	PN16 DN65	800	750	18420	12000	Ø76.1-Ø88,9 mm	150 MM ROCKWOOL	1300	34600	
HYBRID 750	750	7.500.000	8720	1500	15000	3100	4400	6750	5900	PN 16 DN40	PN 16 DN300	DN100 / DN150	PN16 DN65	800	750	23850	15000	Ø76.1-Ø88,9 mm	150 MM ROCKWOOL	1500	37300	
HYBRID 900	900	9.000.000	10465	1700	18000	3250	4600	6950	6100	PN 16 DN40	PN 16 DN300	DN100 / DN150	PN16 DN65	800	750	28330	18000	Ø76.1-Ø88,9 mm	150 MM ROCKWOOL	1700	38500	
HYBRID 1000	1000	10.000.000	11627	1800	20000	3500	4750	7100	6450	PN 16 DN40	PN 16 DN300	DN100 / DN150	PN16 DN80	800	750	31485	20000	Ø76.1-Ø88,9 mm	150 MM ROCKWOOL	1800	41370	
HYBRID 1250	1250	12.500.000	14534	2100	25000	3800	5100	7500	6700	PN 16 DN40	PN 16 DN300	DN100 / DN150	PN16 DN80	800	750	39355	25000	Ø76.1-Ø88,9 mm	150 MM ROCKWOOL	2100	49520	

OUR COMPANY HAS THE RIGHT TO MAKE SIZE, WEIGHT AND CHANGE MODELS WITHOUT NEWS. THE DIMENSIONS VALUES FOR OUR TRAVELLING CHAIN GRATE MODELS ARE DIFFERENT. GET INFORMATION FROM OUR COMPANY. - RECOMMENDED MINIMUM IS CALCULATED AS A CHIMNEY DIAMETER AVERAGE ALTITUDE 400. THE CHIMNEY SIZE SPECIFIED ARE MINIMUM VALUES AND MAY VARY.

HIGH SAVINGS

YANARDAĞ SERİSİ VOLCANO SERIES

SOLID FUEL, FRONT FURNACE, HIGH PRESSURE STEAM BOILER

3.000 kg / h - 12.000 kg / h steam production capacity / 3 - 16 bar operating pressure



INFORMATION AND MATERIAL QUALITY

- Our company is EKOTEK, Trademark registered and controlled and audited by ISO 9001:2015 quality management system.
- Module b (project) + module f (manufacturing) for each product is certified according to TSE Standard with CE certificate.
- Ultrasonic, radiographic and penetrating tests are carried out by our authorized company.
- Welding operations are carried out by certified welders in accordance with approved WPS and WPQR. Welding processes are subjected to radiographic testing at the rates stipulated by the standards.
- The products used in production are all certified materials.
- Our products are produced in accordance with 12952-3, 12953-2 Standard and 2014/68 / EU Pressure Vessels Directive and have CE certificate.
- Our products are manufactured according to EN288, EN287-1 using P 265 GH and P 355 GH quality boiler sheet.
- Our products are manufactured using boiler pipes made of steel of higher quality than P235GH and TS EN 10217-2 norm.
- Boiler pipes are the pipes that have undergone normalization (strain relief annealing) annealing heat treatment.
- STOCKER, ROTARY GRILLED AND MOVING GRILLED PRODUCTS ARE AVAILABLE.
- QUALITY OF STEAM ACCIDENT, QUALITY OF FEEDING WATER IS IMPORTANT
- When purchasing a steam boiler, production quality, pressure tests and operational efficiency after production are emphasized. However, the lifetime of this boiler, its working efficiency and the purity of the steam it produces is directly proportional to the purity of the water placed in the production quality of the boiler. For this reason, it is necessary to be very knowledgeable in the preparation of the boiler feed water, and the devices required for the preparation of the feed water should be chosen very carefully and then operated with the same care. Most of the problems in operating the steam accident (boiler and condensing system) are related to the chemical quality of the water supplied to the boiler and called "feed water". The problems of the operator, who shrinks the chemistry of feed water and underestimates this feature, never disappear. For feed water, get support from your local treatment companies and our company.
- COAL, PRINA, PELLET, SUNFLOWER SHELL, HAZELNUT SHELL etc. it can burn granular fuels with high efficiency and its usage is also facilitated by automatic loading.
- On request, economizer can be added to the flue gas outlet in order to benefit from the heat of the smoke gases. The economizer to be mounted on the back of the boiler allows the condensate entering the boiler to be heated and back into the boiler. This saves fuel.

HIGH CAPACITY HIGH EFFICIENCY

- In our boilers with front furnace, in order to provide sufficient heat transfer area for solid fuel burning, the traditional 3-Pass Scotch Type was designed by adding a front furnace consisting of a water pipe bundle in front of a Steam Boiler with a Smoke / Flame Tube. Our products are designed for minimum 4,500 kcal / h fuel. Contact our company to burn lower calorie fuel.
- Bottom collectors have bluff and flanged cleaning.
- While calculating the boiler heat load, the optimum heat load is given to the boiler heating surface area.
- Solid fuel burning efficiency in 3 Pass Scotch Type Boilers as the need for extra heating surface is eliminated with the front furnace.
- Automatic coal loading system with automatic ash discharge can be added in our solid fuel boilers upon request.
- It provides high performance in intense and continuous working conditions and sudden steam traction with its large water and steam volume.
- High heating surface area allows to obtain high energy steam dryer and more.
- Upon request, we have movable grill and rotary grill production.
- PLC control system can be added upon request.
- OUR COMPANY PROVIDES USING AUTOMATIC BOTTOM BLUFF AND SURFACE BLUFF IN THE SYSTEM.
- (MANUAL BLUFF ARE AVAILABLE IN PACKAGE SYSTEMS)

444 1 354

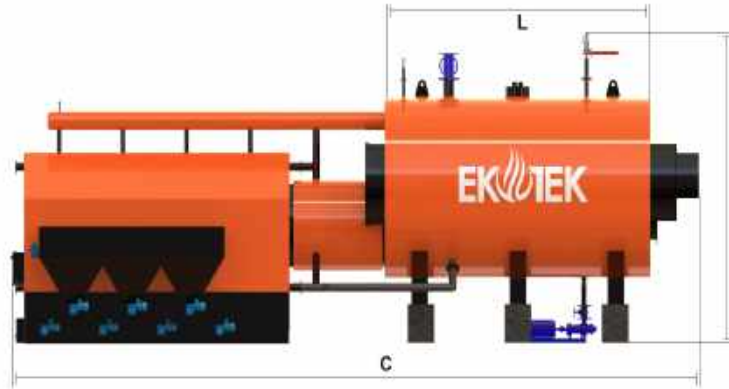
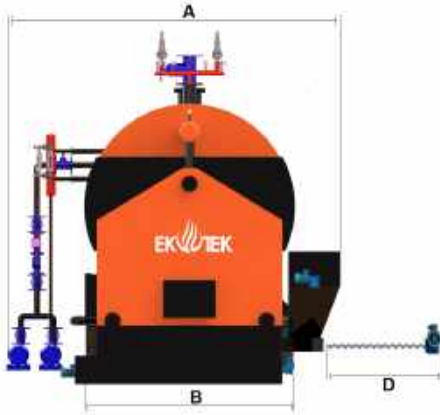
+90 256 231 15 95 +90 256 231 16 75 +90 541 379 46 88

www.ekotekkazan.com.tr @satis@ekotekkazan.com.tr



100% SAFE, USER-FRIENDLY

- Our products do not cause noise pollution with their silent operation.
- Primer air sent by fan; provides a controlled and clean smokeless combustion.
- It is much more efficient and long lasting compared to counter pressure and two pass boilers.
- It is produced with corrugated corrugation according to the pressure values. The strength of the boiler and its resistance against thermal stresses were increased in this way.
- Smoke pipes are welded with mirrors and provide safer and long life operation.
- Heat loss is reduced thanks to strong insulation with glass wool or rock wool.
- It is noticeable in its location with its elegant appearance.
- It is easy to assemble.
- It is easy to maintain.
- Steam boilers can be delivered with all accessories as a package upon request.



DESİNG	CAPACITY			STEAM PRODUCTION CAPACITY KG/H	CHIMNEY OUT DIAMETER (mm)	DIMENSIONS (MM)						FUEL TANK		WATER INLET	STEAM OUTLET	SAFETY VALVE	DISCHARGE VALVE	WATER VOLUME	MIN. CONDENSE TANK CAPACITY	RECOMM. CHIMNEY DIAMETER	WEIGHT
	M ²	KCAL/H	KW			A	B	C	D	H	L	CAPACITY KG									
												COAL	PRUNA								
YANARDAĞ / VOLCANO 150A	150	1.500.000	1.744	3000	700	3400	2300	10950	2100	3050	3760	400	350	PN16 DN32	PN16 DN125	DN50 / DN80	PN16 DN40	12000	3000	700	15000
YANARDAĞ / VOLCANO 175A	175	1.750.000	2.034	3500	750	3400	2300	11750	2100	4450	4220	400	350	PN16 DN32	PN16 DN150	DN50 / DN80	PN16 DN40	13250	3500	750	17500
YANARDAĞ / VOLCANO 200A	200	2.000.000	2.325	4000	800	3400	2300	12500	2100	4700	4675	400	350	PN16 DN32	PN16 DN150	DN50 / DN80	PN16 DN40	14000	4000	800	21000
YANARDAĞ / VOLCANO 250A	250	2.500.000	2.906	5000	900	3580	2450	14000	2250	4800	4675	400	350	PN16 DN32	PN16 DN200	DN65 / DN100	PN16 DN40	16500	5000	900	24000
YANARDAĞ / VOLCANO 300A	300	3.000.000	3.488	6000	1000	3670	2520	14500	2300	4950	5020	600	525	PN16 DN32	PN16 DN200	DN65 / DN100	PN16 DN40	17500	6000	1000	28000
YANARDAĞ / VOLCANO 350A	350	3.500.000	4.069	7000	1100	3670	2520	15250	2300	5050	5250	600	525	PN16 DN32	PN16 DN200	DN65 / DN100	PN16 DN40	17500	6000	1100	28000
YANARDAĞ / VOLCANO 400A	400	4.000.000	4.651	8000	1100	4150	3000	16500	2500	5200	5250	600	525	PN16 DN32	PN16 DN200	DN65 / DN100	PN16 DN40	19000	8000	1100	32000
YANARDAĞ / VOLCANO 500A	500	5.000.000	5.814	10000	1200	4650	3250	17500	2700	5600	5600	600	525	PN16 DN32	PN16 DN250	DN80 / DN125	PN16 DN40	22000	10000	1200	36000
YANARDAĞ / VOLCANO 600A	600	6.000.000	6.976	12000	1300	4650	3250	23700	2700	5950	5800	600	525	PN16 DN32	PN16 DN250	DN80 / DN125	PN16 DN40	25000	12000	1300	40000

OUR COMPANY HAS THE RIGHT TO MAKE SIZE, WEIGHT AND CHANGE DESİNGS WITHOUT NEWS

NOTE: RECOMMENDED MINIMUM CHIMNEY DIAMETER AVERAGE CALCULATED AS 400 ALTITUDE. THE CHIMNEY SIZE SPECIFIED ARE MINIMUM VALUES AND MAY VARY. - STOKER SECTION IN SOLID FUELED PRODUCTS MAY VARY FROM THE CAPACITY OF THE PRODUCT.



PERMANENT EFFICIENCY

SU BORULU SERİSİ WATER TUBE SERIES

SOLID FUEL, WATER TUBE HIGH PRESSURE STEAM BOILER

2.000 kg/h - 25.000 kg/h Steam production capacity / Operating pressure between 3 bar - 25 bar

INFORMATION AND MATERIAL QUALITY

- Our company is EKOTEK, Trademark registered and controlled and audited by ISO 9001: 2015 quality management system.
- Module b (project) + module f (manufacturing) for each product is certified according to TSE Standard with CE certificate..
- Ultrasonic, radiographic and penetrant tests are carried out by our authorized company.
- Welding operations are carried out by certified welders in accordance with approved WPS and WPQR.
- The products used in production are all certified materials.
- Our products are manufactured in accordance with 12952-3, 12953-2 standards and 2014/68 / EU Pressure Vessels directive and have CE certificate.
- Our products are manufactured according to EN288, EN287-1 using P 265 GH and P 355 GH quality boiler sheet.
- Our products are manufactured using boiler pipes made of steel of higher quality, P235GH and TS EN 10217-2 norm.
- It has the flexibility to work compatible with different combustion systems.
- Boiler Pipes are pipes that have undergone normalization (strain relief annealing) annealing.
- When choosing the boiler, it is necessary to take into consideration these requirements of the enterprise on an annual, monthly and daily basis.
-
- THE QUALITY OF THE STEAM BOILER IS THE IMPORTANCE OF THE FEED WATER. When purchasing a steam boiler, its manufacturing quality, post-fabrication pressure tests and operational efficiency are emphasized. However, the lifetime of this boiler, its operational efficiency and the purity of the steam it produces is directly proportional to the purity of the water placed inside the boiler's manufacturing quality. For this reason, it is necessary to act very knowledgeable in the preparation of the boiler feed water and the devices required for the preparation of the feed water should be selected very carefully and then operated with the same diligence. Most of the problems experienced in the operation of the boiler (boiler and condensate system) are related to the chemical quality of the water given to the boiler and called "feed water". The problems of the operator who belittles the chemistry of the feed water and underestimate this feature never disappear. Get support from the treatment companies in your area and our company for feed water.
- **COAL, PRINA, PELLET, SUNFLOWER SHELL, HAZELNUT SHELL**
- etc. it can burn granular fuels with high efficiency and its usage is also facilitated by automatic loading.
- **STOCKER, ROTARY GRILLED AND MOVING GRILLED PRODUCTS ARE AVAILABLE.**

HIGH CAPACITY HIGH EFFICIENCY

- Enters regime faster. It is more reliable than other boiler models.
- This type of boilers can easily meet the fluctuations in the boiler without changing pressure and temperature.
- As Ekotek Heat Technologies, it produces water tube boilers in accordance with EN 12952 and EN 12953 Standards for solid fuel applications in boilers with high capacity and high operating pressure.
- There is a steam dome on the top. It is possible to reach high capacities in this type of boilers where water is circulated in the water pipe walls.
- It is possible to generate saturated and superheated steam.
- **OUR COMPANY RECOMMENDS YOU TO USE AUTOMATIC BOTTOM BLOWDOWN AND SURFACE BLOWDOWN IN THE SYSTEM. (MANUAL BLOWDOWN ARE AVAILABLE IN PACKAGE SYSTEMS)**
- **WE RECOMMEND USING A DEGASSER IN OPERATING PRESSURE 8 BAR OVER BOILERS.**
- If requested, automatic ash discharge system and automatic fuel loading system can be added in solid fuel boilers.
-

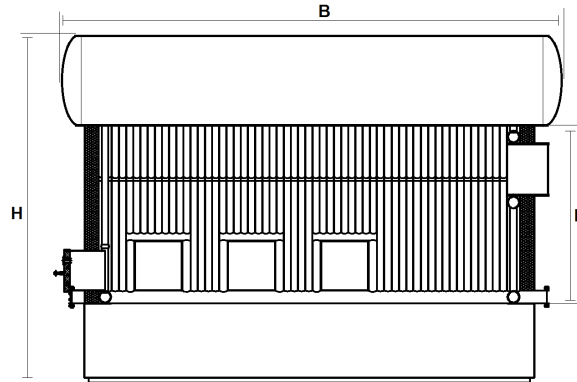
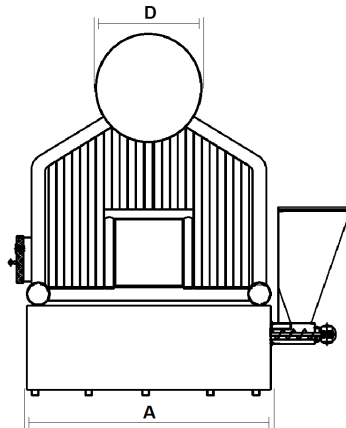
444 1 354

+90 256 231 15 95 +90 256 231 16 75 +90 541 379 46 88
www.ekotekkazan.com.tr @satis@ekotekkazan.com.tr



100% SAFE, USER-FRIENDLY

- Our products do not cause noise pollution with their silent operation.
- Heat loss is prevented by strong insulation with glass wool or Rockwool.
- Primer air sent by fan; provides a controlled and clean smokeless combustion.
- Analogue or PLC controlled control panel.
- Less space with a compact structure.
- It is easy to assemble.
- It is easy to maintain.
- There is no risk of explosion.
- Upon request, our steam boilers can be delivered as a package with all their accessories.



DESİNG	CAPACITY			CHIMNEY DIAMETER mm	STEAM PRODUCT CAPACITY KG/H	DIMENSIONS (MM)					SU INLET SG	BUHAR OUTLET BG	SAFETY VALVE R	DISCHARGE VALVE R	FUEL TANK		FULL WATER VOLUME LT	MIN. CONDENSE TANK CAPACITY LT	WATER TUBE DIAMETER MM	INSULATION MM	RECOMM. CHIMNEY DIAMETER MM	WEIGHT KG	
	M³	KCAL/H	KW			SOLID FUEL	A (mm)	B (mm)	D (mm)	H (mm)					L (mm)	CAPACITY KG							
																COAL							PRUNA
SU BORULLU / WATER TUBE 1A	100	1.000.000	1453	650	2000	2000	5250	1400	3950	1700	PN 16 DN32	PN 16 DN100	DN65 / DN80	PN16 DN40	400	350	8150	2000	Ø57-Ø76.1 mm	150 MM ROCKWOOL	650	14750	
SU BORULLU / WATER TUBE 2A	125	1.250.000	1453	650	2500	2000	5600	1500	4000	1750	PN 16 DN32	PN 16 DN125	DN65 / DN80	PN16 DN40	400	350	8760	2000	Ø57-Ø76.1 mm	150 MM ROCKWOOL	650	16500	
SU BORULLU / WATER TUBE 5A	250	2.500.000	2906	900	5000	2300	6000	1750	4350	1900	PN 16 DN32	PN 16 DN150	DN65 / DN100	PN16 DN50	400	350	12140	4000	Ø57-Ø76.1 mm	150 MM ROCKWOOL	900	22000	
SU BORULLU / WATER TUBE 7A	375	3.750.000	4360	1100	7500	2450	6250	2100	5350	2500	PN 16 DN32	PN 16 DN200	DN80 / DN125	PN16 DN65	600	525	15700	6000	Ø57-Ø76.1 mm	150 MM ROCKWOOL	1100	27500	
SU BORULLU / WATER TUBE 10A	500	5.000.000	5814	1200	10000	2600	6500	2300	6000	2850	PN 16 DN32	PN 16 DN250	DN100 / DN150	PN16 DN65	600	525	19500	8000	Ø76.1-Ø88.9 mm	150 MM ROCKWOOL	1200	33000	
SU BORULLU / WATER TUBE 12A	625	6.250.000	7267	1300	12500	2750	7000	2450	6350	3100	PN 16 DN32	PN 16 DN250	DN100 / DN150	PN16 DN65	600	525	24375	10000	Ø76.1-Ø88.9 mm	150 MM ROCKWOOL	1300	36000	
SU BORULLU / WATER TUBE 15A	750	7.500.000	8720	1500	15000	2950	7100	2500	6470	3200	PN 16 DN32	PN 16 DN250	DN100 / DN150	PN16 DN65	600	525	28500	12000	Ø76.1-Ø88.9 mm	150 MM ROCKWOOL	1500	38700	
SU BORULLU / WATER TUBE 18A	900	9.000.000	10465	1700	18000	2950	7250	2600	6600	3200	PN 16 DN32	PN 16 DN300	DN100 / DN150	PN16 DN65	600	525	30460	14000	Ø76.1-Ø88.9 mm	150 MM ROCKWOOL	1700	40000	
SU BORULLU / WATER TUBE 20A	1000	10.000.000	11627	1800	20000	3200	7800	3000	6850	3200	PN 16 DN32	PN 16 DN300	DN100 / DN150	PN16 DN65	600	525	38100	16000	Ø76.1-Ø88.9 mm	150 MM ROCKWOOL	1800	44000	
SU BORULLU / WATER TUBE 25A	1250	12.500.000	14534	2100	25000	3600	8400	3250	7300	3400	PN 16 DN32	PN 16 DN300	DN100 / DN150	PN16 DN65	600	525	46750	20000	Ø76.1-Ø88.9 mm	150 MM ROCKWOOL	2100	52000	

OUR COMPANY HAS THE RIGHT TO MAKE SIZE, WEIGHT AND CHANGE MODELS WITHOUT NEWS

NOTE: RECOMMENDED MINIMUM CHIMNEY DIAMETER AVERAGE CALCULATED AS 400 ALTITUDE. THE CHIMNEY SIZE SPECIFIED ARE MINIMUM VALUES AND MAY VARY. - STOKER SECTION IN SOLID FUELED PRODUCTS MAY VARY FROM THE CAPACITY OF THE PRODUCT.



ECOLOGICAL TECHNOLOGY

FIRTINA SERİSİ STORM SERIES

LIQUID AND GAS FUEL, SCOTCH TYPE THREE-PASS, HIGH PRESSURE STEAM BOILERS

175 kg / h - 28.000 kg / h steam production capacity 3 - 16 bar operating pressure

INFORMATION AND MATERIAL QUALITY

- Our company is EKOTEK, Trademark registered and controlled and audited by ISO 9001: 2015 quality management system.
- Module b (project) + module f (manufacturing) for each product is certified according to TSE Standard with CE certificate.
- Ultrasonic, radiographic and penetrating tests are carried out by our authorized company.
- Welding operations are carried out by certified welders in accordance with approved WPS and WPQR. Welding processes are subjected to radiographic testing at the rates stipulated by the standards.
- The products used in production are all certified materials.
- Our products are produced in accordance with 12953-2 Standard and 2014/68 / EU Pressure Vessels Directive and have CE certificate.
- Our products are manufactured according to EN288, EN287-1 using P 265 GH and P 355 GH quality boiler sheet.
- Our products are manufactured using boiler pipes made of steel of higher quality, P235GH and TS EN 10217-2 norm.
- Boiler pipes are the pipes that have undergone normalization (strain relief annealing) annealing heat treatment.
- Products can burn fuels such as natural gas, lpg, lng, diesel, fuel oil, biogas. You can choose the burner brand according to your request.
- On request, economizer can be added to the flue gas outlet in order to benefit from the heat of the smoke gases. The economizer to be mounted on the back of the boiler allows the condensate entering the boiler to be heated and back into the boiler. and fuel economy.
- When choosing the boiler, annual, monthly, daily and hourly steam

needs of the enterprise should be taken into consideration.

- GET SUPPORT FROM ENGINEERING COMPANIES FOR CENTRAL SYSTEM GAS OPENING WORKS.
- DO NOT FORGET TO CONNECT THE BURNER PE MAX: 300 MBAR GAS LINE.
- DO NOT FORGET TO HAVE CE AND TSE CERTIFIED CHIMNEYS SUITABLE FOR NATURAL GAS. DON'T FORGET TO TAKE CHIMNEY OFFER SUITABLE FOR NATURAL GAS FROM OUR COMPANY.
- It has the flexibility to work compatible with different combustion systems.
- THE QUALITY OF THE STEAM BOILER IS QUALITY OF THE FEED WATER. When purchasing a steam boiler, its manufacturing quality, post-fabrication pressure tests and operational efficiency are emphasized. However, the lifetime of this boiler, its operational efficiency and the purity of the steam it produces is directly proportional to the purity of the water put into it rather than the manufacturing quality of the boiler. For this reason, it is necessary to act very knowledgeable in the preparation of the boiler feed water and the devices required for the preparation of the feed water should be selected very carefully and then operated with the same diligence. Most of the problems experienced in the operation of the boiler (boiler and condensate system) are related to the chemical quality of the water supplied to the boiler and called "feed water". The problems of the operator who belittles the chemistry of the feed water and underestimate this feature never disappear. For feed water, get support from the treatment companies in your area and our company.

HIGH CAPACITY HIGH EFFICIENCY

- It provides high performance in intense and continuous working conditions and sudden steam traction with its large water and steam volume.
- It provides the opportunity to obtain more dry and higher energy steam with its high heating surface.
- It offers comfortable and high efficiency combustion performance with low back pressure values.
- Depending on the pressure values, the furnace and combustion chamber are produced with corrugation. The strength of the boiler


and its resistance to thermal stresses are increased in this way.

- Heat loss is prevented by strong insulation with glass wool and Rockwool.
- OUR COMPANY RECOMMENDS YOU TO USE AUTOMATIC BOTTOM BLOWDOWN AND SURFACE BLOWDOWN IN THE SYSTEM. (MANUAL BLOWDOWN ARE AVAILABLE IN PACKAGE SYSTEMS)
- WE RECOMMEND USING A DEGASSER IN OPERATING PRESSURE 8 BAR OVER BOILERS.



100% SAFE, USER-FRIENDLY

- Scotch type 3-pass boilers have received the title of the longest-lasting and efficient boiler with their superior designs accepted all over the world.
- The products do not cause noise pollution with their silent operation.
- It is much more efficient and long lasting compared to counter pressure and two pass boilers.
- Smoke pipes are welded with mirrors and provide safer and long-lasting operation.
- Recognized by compliance in the presence stylish appearance.
- It is easy to assemble.
- It is easy to maintain.
- Upon request, our steam boilers can be delivered as a package with all their accessories.



DESİNG	CAPACITY			CHIMNEY DIAMETER mm	STEAM PRODUCT CAPACITY KG/H	DIMENSIONS (MM)						WATER INLET	STEAM OUTLET	SAFETY VALVE	DISCHARGE VALVE	FULL WATER VOLUME	MIN. CONDENSE TANK CAPACITY	PRESSURE AGAINST SMOKE PIPE	SMOKE TUBE SIZE	INSULATION	RECOMM CHIMNEY DIAMETER		WEIGHT									
	M³	KCAL/H	KW			LIQUID FUEL	A (mm)	B (mm)	C (mm)	H (mm)	L (mm)										SG	BC		R	R	LT	LT	MMBAR	MM	MM	Liquid Fuel	Gas Fuel
																															MM	MM
FIRTINA / STORM 5	5	125.000	145	200	175	2000	1025	2810	1475	1500	PN 16 DN32	PN 16 DN32	DN25 / DN40	PN16 DN32	650	175	5	Ø57-Ø76.1 mm	100 MM ROCKWOOL	200	200	950										
FIRTINA / STORM 10	10	250.000	290	250	350	2100	1080	2910	1530	1600	PN 16 DN32	PN 16 DN50	DN25 / DN40	PN16 DN32	800	350	5	Ø57-Ø76.1 mm	100 MM ROCKWOOL	300	250	1450										
FIRTINA / STORM 15	15	375.000	436	300	525	2270	1265	3205	1715	1895	PN 16 DN32	PN 16 DN65	DN25 / DN40	PN16 DN32	1400	525	5	Ø57-Ø76.1 mm	100 MM ROCKWOOL	350	300	1875										
FIRTINA / STORM 20	20	500.000	581	350	700	2400	1420	3220	1870	1910	PN 16 DN32	PN 16 DN65	DN25 / DN40	PN16 DN32	2000	700	5	Ø57-Ø76.1 mm	100 MM ROCKWOOL	400	350	2450										
FIRTINA / STORM 25	25	625.000	726	400	875	2550	1520	3300	1970	1990	PN 16 DN32	PN 16 DN80	DN25 / DN40	PN16 DN32	2500	875	5	Ø57-Ø76.1 mm	100 MM ROCKWOOL	400	400	3100										
FIRTINA / STORM 30	30	750.000	872	450	1050	2620	1620	3660	2070	2350	PN 16 DN32	PN 16 DN80	DN32 / DN50	PN16 DN32	2750	1050	6	Ø57-Ø76.1 mm	100 MM ROCKWOOL	450	450	3850										
FIRTINA / STORM 40	40	1.000.000	1162	500	1.400	2770	1770	3660	2220	2350	PN 16 DN32	PN 16 DN100	DN52 / DN65	PN16 DN40	2950	1.400	7	Ø57-Ø76.1 mm	100 MM ROCKWOOL	500	500	4700										
FIRTINA / STORM 50	50	1.250.000	1453	550	1750	2880	1870	4260	2320	2950	PN 16 DN32	PN 16 DN100	DN40 / DN65	PN16 DN40	3800	1750	7	Ø57-Ø76.1 mm	100 MM ROCKWOOL	550	550	5950										
FIRTINA / STORM 60	60	1.500.000	1744	550	2.100	3000	2020	4500	2470	3190	PN 16 DN32	PN 16 DN125	DN40 / DN65	PN16 DN40	4300	2.100	8	Ø57-Ø76.1 mm	100 MM ROCKWOOL	600	550	6100										
FIRTINA / STORM 70	70	1.750.000	2035	600	2450	3000	2020	4710	2470	3400	PN 16 DN32	PN 16 DN125	DN80 / DN80	PN16 DN40	5500	2450	8	Ø57-Ø76.1 mm	100 MM ROCKWOOL	650	600	7350										
FIRTINA / STORM 80	80	2.000.000	2326	650	2.800	3000	2020	4855	2350	3545	PN 16 DN32	PN 16 DN125	DN80 / DN80	PN16 DN40	6100	2.800	8	Ø57-Ø76.1 mm	100 MM ROCKWOOL	700	650	8100										
FIRTINA / STORM 100	100	2.500.000	2906	700	3500	3170	2170	5070	2620	3760	PN 16 DN32	PN 16 DN150	DN50 / DN80	PN16 DN40	7300	3500	8	Ø57-Ø76.1 mm	100 MM ROCKWOOL	750	700	9750										
FIRTINA / STORM 125	125	3.125.000	3633	750	4375	3375	2395	5530	2845	4220	PN 16 DN32	PN 16 DN150	DN65 / DN80	PN16 DN40	8000	4.375	8	Ø57-Ø76.1 mm	100 MM ROCKWOOL	800	750	11200										
FIRTINA / STORM 150	150	3.750.000	4360	800	5250	3400	2400	5985	2850	4675	PN 16 DN32	PN 16 DN200	DN65 / DN100	PN16 DN40	11000	5250	8	Ø57-Ø76.1 mm	100 MM ROCKWOOL	850	800	12900										
FIRTINA / STORM 175	175	4.375.000	5087	900	6125	3450	2430	6270	2880	4960	PN 16 DN32	PN 16 DN200	DN80 / DN125	PN16 DN40	12750	6125	8	Ø57-Ø76.1 mm	100 MM ROCKWOOL	1100	900	14750										
FIRTINA / STORM 200	200	5.000.000	5814	1000	7.000	3610	2630	6350	3080	5020	PN 16 DN32	PN 16 DN200	DN80 / DN125	PN16 DN40	13200	7.000	9	Ø57-Ø76.1 mm	100 MM ROCKWOOL	1100	1000	16200										
FIRTINA / STORM 250	250	6.250.000	7267	1100	8750	4150	3100	6600	3600	5250	PN 16 DN32	PN 16 DN250	DN80 / DN125	PN16 DN65	14500	8750	9	Ø57-Ø76.1 mm	100 MM ROCKWOOL	1200	1000	18250										
FIRTINA / STORM 300	300	7.500.000	8720	1300	10500	4200	3150	6950	3650	5600	PN 16 DN32	PN 16 DN250	DN100 / DN150	PN16 DN65	15750	10500	10	Ø57-Ø76.1 mm	100 MM ROCKWOOL	1400	1300	20700										
FIRTINA / STORM 350	350	8.750.000	10174	1400	12250	4330	3330	7380	3780	6070	PN 16 DN32	PN 16 DN250	DN100 / DN150	PN16 DN65	16500	12250	10	Ø57-Ø76.1 mm	100 MM ROCKWOOL	1400	1500	23000										
FIRTINA / STORM 400	400	10.000.000	11628	1500	14000	4590	3350	7000	4050	5800	PN 16 DN32	PN 16 DN300	DN100 / DN150	PN16 DN65	22500	14000	11	Ø57-Ø76.1 mm	100 MM ROCKWOOL	1500	1500	24700										
FIRTINA / STORM 450**	450	11.250.000	13081	1600	15750	4650	3600	7100	4250	5850	PN 16 DN32	PN 16 DN300	DN100 / DN150	PN16 DN65	25000	15750	11	Ø57-Ø76.1 mm	100 MM ROCKWOOL	1600	1600	26200										
FIRTINA / STORM 500**	500	12.500.000	14534	1600	17500	4800	3700	7550	4400	6300	PN 16 DN32	PN 16 DN300	DN100 / DN150	PN16 DN65	28375	17500	12	Ø57-Ø76.1 mm	100 MM ROCKWOOL	1600	1600	28300										
FIRTINA / STORM 600**	600	15.000.000	17441	1800	21000	4900	3800	7700	4500	6400	PN 16 DN32	PN 16 DN300	DN100 / DN150	PN16 DN65	31750	21000	15	Ø57-Ø76.1 mm	100 MM ROCKWOOL	1800	1800	31100										
FIRTINA / STORM 700**	700	17.500.000	20348	2000	24500	5400	4250	8600	5200	6900	PN 16 DN32	PN 16 DN300	DN100 / DN150	PN16 DN65	35460	24500	17	Ø57-Ø76.1 mm	100 MM ROCKWOOL	2000	2000	34870										
FIRTINA / STORM 800**	800	20.000.000	23255	2100	28000	5500	4350	9700	5300	7900	PN 16 DN32	PN 16 DN300	DN100 / DN150	PN16 DN65	38700	28000	19	Ø57-Ø76.1 mm	100 MM ROCKWOOL	2100	2100	39430										

OUR COMPANY HAS THE RIGHT TO MAKE SIZE, WEIGHT AND CHANGE MODELS WITHOUT NEWS.
NOTE: RECOMMENDED MINIMUM CHIMNEY DIAMETER AVERAGE CALCULATED AS 400 ALTITUDE. THE CHIMNEY SIZE SPECIFIED ARE MINIMUM VALUES AND MAY VARY.

EXPERIENCE



PERFORMANS SERISI PERFORMANCE SERIES

LIQUID AND GAS FUEL, COUNTER PRESSURE STEAM BOILERS

200 kg / h - 4.000 kg / h steam production capacity / 3 - 16 bar operating pressure

INFORMATION AND MATERIAL QUALITY

- Our company "EKOTEK" is registered and controlled by ISO 9001: 2015 quality management system.
- Module b (project) + module f (manufacturing) for each product is certified according to TSE Standard with CE certificate.
- Ultrasonic, radiographic and penetrating tests are carried out by our authorized company.
- Welding operations are carried out by certified welders in accordance with approved WPS and WPQR. Welding processes are subjected to radiographic testing at the rates stipulated by the standards.
- The products used in production are all certified materials.
- Our products are produced in accordance with 12953-3 Standard and 2014/68 / EU Pressure Vessels Directive and have CE certificate.
- Our products are manufactured according to EN288, EN287-1 using P 265 GH and P 355 GH quality boiler sheet.
- Our products are produced using boiler pipes made of steel of higher quality, P235GH in TS EN 10217-2 norm.
- Boiler pipes are pipes that have undergone normalization (strain relief annealing) annealing.
- **OUR PRODUCTS CAN BURN FUEL LIKE NATURAL GAS, LPG, LNG, DIESEL, FUEL OIL, BIOGAS.** We can use your preferred burner brand.
- On request, economizer can be added to the flue gas outlet in order to benefit from the heat of the smoke gases. The economizer to be mounted on the back of the boiler allows the condensate entering the boiler to be heated and back into the boiler. Thus, fuel saving is provided.
- When choosing the boiler, annual, monthly and daily steam needs

of the enterprise should be taken into consideration.

- **GET SUPPORT FROM ENGINEERING COMPANIES FOR CENTRAL SYSTEM GAS OPENING WORKS.**
- **DO NOT FORGET TO CONNECT THE BURNER PE MAX: 300 MBAR GAS LINE.**
- **DO NOT FORGET TO HAVE CE AND TSE CERTIFIED CHIMNEYS SUITABLE FOR NATURAL GAS. DON'T FORGET TO TAKE CHIMNEY OFFER SUITABLE FOR NATURAL GAS FROM OUR COMPANY.**
- Has the flexibility to work compatible with different combustion systems.
- **THE QUALITY OF THE STEAM BOILER IS THE IMPORTANCE OF THE FEED WATER.** When purchasing a steam boiler, its manufacturing quality, pressure tests after production and operating efficiency are emphasized. However, the lifetime of this boiler, its operational efficiency and the purity of the steam it produces is directly proportional to the purity of the water put into it rather than the manufacturing quality of the boiler. For this reason, it is necessary to act very knowledgeable in the preparation of the boiler feed water and the devices required for the preparation of the feed water should be selected very carefully and then operated with the same diligence. Most of the problems in the operation of the boiler (boiler and condensate system) are related to the chemical quality of the water supplied to the boiler and called "feed water". The problems of the operator who belittles the chemistry of the feed water and underestimate this feature never disappear. For feed water, get support from the treatment companies in your area and our company.

HIGH CAPACITY HIGH EFFICIENCY

- In order to produce steam in a short time, the water volume is kept as small as possible and the steam volume is large.
- It provides the opportunity to obtain drier and higher energy steam with its high heating surface area.
- High pressure (long barrel) burner should be used in 2 pass liquid / gas fuel boilers. When choosing the burner, take the counter pressure value into consideration and report it to your burner company.
- In counter pressure steam boilers, the flame is separated from the boiler by 2 passes. The flame hitting the rear wall comes back to the front door and turns back from the front wall covered with refractory material and leaves the boiler through the pipes.

- High efficiency due to the use of most of the energy of the fuel.
- Heat loss is prevented by strong insulation with rockwool.
- **OUR COMPANY PROVIDES USING AUTOMATIC BOTTOM BLOWDOWN AND SURFACE BLOWDOWN IN THE SYSTEM. (MANUAL BLOCKS ARE AVAILABLE IN PACKAGE SYSTEMS)**
- **Maximum efficiency and low chimney temperature are obtained with smoke guiding turbulators used in boiler pipes.**
- **Time and surface area of smoke gases coming into contact with smoke pipes are increased with turbulators.**
- **WE RECOMMEND USING A DEGASER IN OPERATING PRESSURE 8 BAR AND OVER BOILERS.**

444 1 354


+90 256 231 15 95 +90 256 231 16 75 +90 541 379 46 88
www.ekotekkazan.com.tr @satis@ekotekkazan.com.tr



100% SAFE, USER-FRIENDLY

- Combustion cell dimensions; It is designed to prevent harmful emissions and No x formation polluting the environment.
- Our products do not cause noise pollution with their silent operation.
- Depending on the pressure values, the furnace and the combustion chamber are produced with corrugation. The strength of the boiler and its resistance to thermal stresses are increased in this way.
- Smoke pipes are welded with mirrors and provide safer and long-lasting operation.
- Safe with smoke box, detonation cover and clear cover. Ease of

- operation and maintenance, burner combustion control, minimum fuel consumption and operating expenses are provided.
- Due to the suitable boiler dimensions, it can be placed easily in any environment.
- It is noticed with its compatibility with its stylish appearance in its environment.
- It is easy to assemble.
- It is easy to maintain.
- Steam boilers can be delivered with all accessories as a package upon request



DESIGN	CAPACITY			CHIMNEY DIAMETER (mm)	STEAM PRODUCT CAPACITY KG/H	DIMENSIONS (MM)					WATER INLET	STEAM OUTLET	SAFETY VALVE	DISCHARGE VALVE	FULL WATER VOLUME	MIN. CONDENSE TANK CAPACITY	PRESSURE AGAINST SMOKE PIPE	SMOKE TUBE SIZE	INSULATION	RECOMM. CHIMNEY DIAMETER		WEIGHT	
	M³	KCAL/H	KW			LIQUID FUEL	A (mm)	B (mm)	C (mm)	H (mm)										L (mm)	SG		BÇ
	PERFORMANS / PERFORMANCE 5	5	125.000			145	200	200	1750	950	1950	1860	1500	PN16 DN32	PN16 DN40	DN25 / DN40	PN16 DN25	520	200	3,5	Ø57 mm	100 MM ROCKWOOL	200
PERFORMANS / PERFORMANCE 10	10	250.000	290	250	400	2000	1120	2250	2050	1745	PN16 DN32	PN16 DN50	DN25 / DN40	PN16 DN25	872	400	3,5	Ø57 mm	100 MM ROCKWOOL	300	250	1670	
PERFORMANS / PERFORMANCE 15	15	375.000	436	300	600	2150	1250	2650	2150	1950	PN16 DN32	PN16 DN65	DN25 / DN40	PN16 DN25	1149	600	6,5	Ø57 mm	100 MM ROCKWOOL	350	300	1980	
PERFORMANS / PERFORMANCE 20	20	500.000	581	350	800	2270	1320	2800	2270	2050	PN16 DN32	PN16 DN65	DN25 / DN40	PN16 DN25	1465	800	6,5	Ø57 mm	100 MM ROCKWOOL	400	350	2100	
PERFORMANS / PERFORMANCE 25	25	625.000	726	400	1000	2340	1375	2950	2325	2145	PN16 DN32	PN16 DN80	DN32 / DN50	PN16 DN25	2100	1000	6,5	Ø57 mm	100 MM ROCKWOOL	400	400	2650	
PERFORMANS / PERFORMANCE 30	30	750.000	872	450	1200	2400	1420	3000	2450	2200	PN16 DN32	PN16 DN100	DN32 / DN50	PN16 DN25	2570	1200	6,5	Ø57 mm	100 MM ROCKWOOL	450	450	3200	
PERFORMANS / PERFORMANCE 40	40	1.000.000	1162	500	1600	2520	1600	3100	2600	2250	PN16 DN32	PN16 DN100	DN32 / DN50	PN16 DN32	2982	1600	7	Ø57 mm	100 MM ROCKWOOL	500	500	3580	
PERFORMANS / PERFORMANCE 50	50	1.250.000	1453	550	2000	2650	1700	3200	2750	2350	PN16 DN32	PN16 DN125	DN40 / DN65	PN16 DN32	3425	2000	7	Ø57 mm	100 MM ROCKWOOL	550	550	3890	
PERFORMANS / PERFORMANCE 60	60	1.500.000	1744	550	2400	2750	1790	3350	2875	2500	PN16 DN32	PN16 DN125	DN40 / DN65	PN16 DN32	3795	2400	7,5	Ø57 mm	100 MM ROCKWOOL	600	550	4160	
PERFORMANS / PERFORMANCE 70	70	1.750.000	2034	600	2800	2850	1860	3600	2950	2750	PN16 DN32	PN16 DN125	DN50 / DN80	PN16 DN32	4160	2800	8	Ø57 mm	100 MM ROCKWOOL	650	600	4505	
PERFORMANS / PERFORMANCE 80	80	2.000.000	2325	650	3200	3000	1960	3850	3100	3000	PN16 DN32	PN16 DN150	DN50 / DN80	PN16 DN40	4650	3200	8,5	Ø57 mm	100 MM ROCKWOOL	700	650	4850	
PERFORMANS / PERFORMANCE 90	90	2.250.000	2616	650	3600	3050	2010	4100	3200	3150	PN16 DN32	PN16 DN150	DN50 / DN80	PN16 DN40	5040	3600	8,5	Ø76.1 mm	100 MM ROCKWOOL	700	650	5145	
PERFORMANS / PERFORMANCE 100	100	2.500.000	2907	700	4000	3100	2010	4450	3200	3450	PN16 DN32	PN16 DN150	DN50 / DN80	PN16 DN40	5625	4000	9	Ø76.1 mm	100 MM ROCKWOOL	750	700	5640	

OUR COMPANY HAS THE RIGHT TO MAKE SIZE, WEIGHT AND CHANGE MODELS WITHOUT NEWS.
NOTE: RECOMMENDED MINIMUM CHIMNEY DIAMETER AVERAGE CALCULATED AS 400 ALTITUDE. THE CHIMNEY SIZE SPECIFIED ARE MINIMUM VALUES AND MAY VARY.



EXPERTISE

GÜÇLÜ SERİSİ STRONG SERIES

LIQUID AND GAS FUEL, WITH WATER TUBE D TYPE, HIGH PRESSURE STEAM BOILERS

6.125 kg / h-35.000 kg / h steam production capacity / 6 bar - 30 bar operating pressure

INFORMATION AND MATERIAL QUALITY

- Our company is EKOTEK, Trademark registered and controlled and audited by ISO 9001:2015 quality management system.
- Module b (project) + module f (manufacturing) for each product is certified according to TSE Standard with CE certificate.
- Ultrasonic, radiographic and penetrating tests are carried out by our authorized company.
- Welding operations are carried out by certified welders in accordance with approved WPS and WPQR.
- The products used in production are all certified materials.
- Our products are manufactured in accordance with 12952-3, 12953-2 standards and 2014/68 / EU Pressure Vessels Directive and have CE certificate.
- Our products are manufactured according to EN288, EN287-1 using P 265 GH and P 355 GH quality boiler sheet.
- Our products are produced using boiler pipes made of steel of higher quality, P235GH in TSEN 10217-2 norm.
- If requested, an economizer can be added to the flue gas outlet in order to benefit from the heat of the smoke gases. The economizer to be mounted on the back of the boiler allows the condensate returning to the boiler to be heated and back into the boiler. This saves fuel.
- **GET SUPPORT FROM ENGINEERING COMPANIES FOR CENTRAL SYSTEM GAS SUPPLY WORKS.**
- **PLEASE REMEMBER TO CONNECT THE BURNER PE MAX: 300 MBAR GAS LINE.**
- **DO NOT FORGET TO HAVE CE AND TSE CERTIFIED CHIMNEYS SUITABLE FOR NATURAL GAS. DON'T FORGET TO TAKE CHIMNEY OFFER SUITABLE FOR NATURAL GAS FROM OUR COMPANY.**
- It has the flexibility to work compatible with different combustion systems.
- When choosing the boiler, steam needs of the enterprise on year, monthly, daily and hourly basis should be taken into consideration.
- **THE QUALITY OF THE STEAM BOILER IS THE IMPORTANCE OF THE FEED WATER.** When purchasing a steam boiler, its manufacturing quality, post-fabrication pressure tests and operating efficiency are emphasized. However, the lifetime of this boiler, its operational efficiency and the purity of the steam it produces is directly proportional to the purity of the water put into the boiler's manufacturing quality. For this reason, it is necessary to act very knowledgeable in the preparation of the boiler feed water and the devices required for the preparation of the feed water should be selected very carefully and then operated with the same diligence. Most of the problems in the operation of the boiler (boiler and condensate system) are related to the chemical quality of the water given to the boiler and called "feed water". The problems of the operator who belittles the chemistry of the feed water and underestimate this feature never go away. For feed water, get support from the treatment companies in your area and our company.


HIGH CAPACITY HIGH EFFICIENCY

- Enters regime faster. It is more reliable than other boiler models.
- This type of boilers can easily meet the fluctuations in the boiler without changing pressure and temperature.
- In the boilers with high capacity and high operating pressure, Ekotek Heat Technologies manufactures water type D boilers in accordance with EN 12952 and EN 12953 Standards for liquid & gas fuel applications.
- There is a steam dome on the top. There is a water dome at the bottom. It is possible to reach high capacities in this type of boilers where water is circulated in the water pipe walls.
- It is possible to produce saturated and dry steam.
- **OUR COMPANY PROVIDES USING AUTOMATIC BOTTOM BLOWDOWN AND SURFACE BLOWDOWN IN THE SYSTEM. (MANUAL BLOCKS ARE AVAILABLE IN PACKAGE SYSTEMS)**

444 1 354

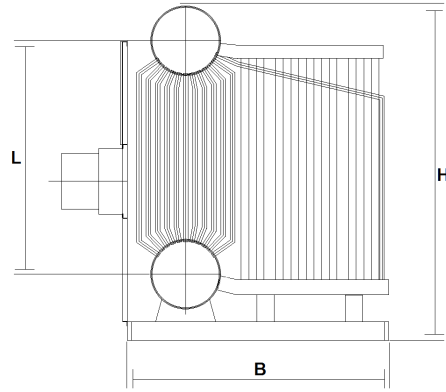
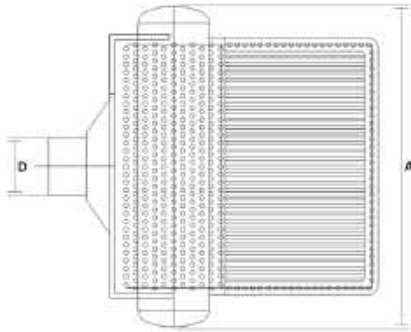
+90 256 231 15 95 +90 256 231 16 75 +90 541 379 46 88
www.ekotekkazan.com.tr @satis@ekotekkazan.com.tr





100% SAFE, USER-FRIENDLY

- Our products do not cause noise pollution with their silent operation.
- Heat loss is prevented by strong insulation with rock wool.
- Analogue or PLC controlled control panel.
- It takes up little space with its compact structure.
- It is easy to assemble.
- There is no risk of explosion.
- Upon request, steam boilers can be delivered as a package with all their accessories..



DESIGN	CAPACITY			CHIMNEY DIAMETER (mm)	STEAM PRODUCT CAPACITY KG/H	DIMENSIONS (MM)					WATER INLET	STEAM OUTLET	SAFETY VALVE	DISCHARGE VALVE	FULL WATER VOLUME	MIN. CONDENSE TANK CAPACITY	SMOKE TUBE SIZE	INSULATION	RECOMM. CHIMNEY DIAMETER		WEIGHT									
	M ²	KCAL/H	KW			LIQUID FUEL	A (mm)	B (mm)	D (mm)	H (mm)									L (mm)	SG		BÇ	R	R	LT	LT	MM	MM	LIQUID FUEL	GAS FUEL
																													MM	MM
GÜÇLÜ / STORNG 5	175	4.500.000	5232	900	6125	5700	3650	800	4500	3600	PN 16 DN32	PN 16 DN200	DN100 / DN150	PN16 DN65	15750	5000	Ø57-Ø76.1 mm	150 MM ROCKWOOL	1100	900	20700									
GÜÇLÜ / STORNG 8	250	6.250.000	7267	1200	8750	6000	3650	800	4600	3650	PN 16 DN32	PN 16 DN250	DN100 / DN150	PN16 DN65	16200	8000	Ø57-Ø76.1 mm	150 MM ROCKWOOL	1200	1000	21700									
GÜÇLÜ / STORNG 12	350	8.750.000	10174	1400	12250	6150	3650	800	4800	3750	PN 16 DN32	PN 16 DN250	DN100 / DN150	PN16 DN65	18700	10000	Ø57-Ø76.1 mm	150 MM ROCKWOOL	1400	1500	24000									
GÜÇLÜ / STORNG 15	500	12.500.000	14534	1600	17500	7250	4000	800	5100	4200	PN 16 DN32	PN 16 DN300	DN100 / DN150	PN16 DN65	22500	15000	Ø57-Ø76.1 mm	150 MM ROCKWOOL	1600	1600	32000									
GÜÇLÜ / STORNG 18	600	15.000.000	17441	1850	21000	7800	4100	1000	5100	4200	PN 16 DN32	PN 16 DN300	DN100 / DN150	PN16 DN65	23750	20000	Ø57-Ø76.1 mm	150 MM ROCKWOOL	1850	1850	34500									
GÜÇLÜ / STORNG 20	675	17.000.000	19767	2000	23625	8250	4300	1000	5100	4200	PN 16 DN32	PN 16 DN300	DN100 / DN150	PN16 DN65	25000	20000	Ø57-Ø76.1 mm	150 MM ROCKWOOL	2000	2000	37000									
GÜÇLÜ / STORNG 25	835	20.000.000	23255	2100	29225	8750	5100	1200	6200	5000	PN 16 DN32	PN 16 DN300	DN100 / DN150	PN16 DN65	28375	25000	Ø57-Ø76.1 mm	150 MM ROCKWOOL	2100	2100	42000									
GÜÇLÜ / STORNG 30	1000	25.000.000	29069	2500	35000	9500	5450	1200	6400	5300	PN 16 DN32	PN 16 DN300	DN100 / DN150	PN16 DN65	31750	30000	Ø57-Ø76.1 mm	150 MM ROCKWOOL	2500	2400	46000									

OUR COMPANY HAS THE RIGHT TO MAKE SIZE, WEIGHT AND CHANGE MODELS WITHOUT NEWS.
NOTE: RECOMMENDED MINIMUM CHIMNEY DIAMETER AVERAGE CALCULATED AS 400 altitudes. THE CHIMNEY SIZE SPECIFIED ARE MINIMUM VALUES AND MAY VARIETY.

ENVIRONMENTALIST



ŞİMŞEK SERİSİ FLASH SERIES

LIQUID AND GAS FUEL, THREE PASS, STEAM GENERATOR

350 kg / h - 6.000 kg / h steam production capacity / 3 - 16 bar operating pressure

INFORMATION AND MATERIAL QUALITY


- Our company is EKOTEK, Trademark registered and controlled and audited by ISO 9001: 2015 quality management system.
- Ultrasonic, radiographic and penetrating tests are carried out by our authorized company.
- Welding operations are carried out by certified welders in accordance with approved WPS and WPQR. Welding processes are subjected to radiographic testing at the rates stipulated by the standards.
- The products used in production are all certified materials.
- Our products are produced in accordance with 12952-3 Standard and 2014/68 / EU Pressure Vessels Directive and have CE certificate.
- Our products are manufactured according to EN288, EN287-1 using P 265 GH and P 355 GH quality boiler sheet.
- Our products are produced by using P 235 GH STEEL DRAWING PIPE in TS EN 10217-2 norm.
- It has the flexibility to work compatible with different combustion systems.
- It provides high performance in intense and continuous working conditions and sudden steam extractions with low water and steam volume.
- It provides the opportunity to obtain more dry and higher energy steam with its high heating surface. OUR PRODUCTS ARE FUEL LIKE NATURAL GAS, LPG, LNG, DIESEL, FUEL OIL, BIOGAS. We can use your preferred burner brand.
- **SUPPORT FROM ENGINEERING COMPANIES FOR CENTRAL SYSTEM GAS SUPPLY.**
- **DO NOT FORGET TO CONNECT THE BURNER PE MAX: 300 MBAR GAS LINE.**
- **DO NOT FORGET TO HAVE CE AND TSE CERTIFIED CHIMNEYS SUITABLE FOR NATURAL GAS. DON'T FORGET TO TAKE CHIMNEY OFFER SUITABLE FOR NATURAL GAS FROM OUR COMPANY.**
- When choosing a steam generator, the year, monthly, daily and hourly steam needs of the enterprise should be taken into consideration.
- **THE QUALITY OF THE STEAM BOILER IS QUALITY OF THE FEED WATER.** When purchasing a steam boiler, its manufacturing quality, pressure tests after production and operating efficiency are emphasized. However, the lifetime of this boiler, its operational efficiency and the purity of the steam it produces is directly proportional to the purity of the water put into it rather than the manufacturing quality of the boiler. For this reason, it is necessary to act very knowledgeable in the preparation of the boiler feed water and the devices required for the preparation of the feed water should be selected very carefully and then operated with the same diligence. Most of the problems experienced in the operation of the boiler (boiler and condensate system) are related to the chemical quality of the water given to the boiler and called "feed water". The problems of the operator, who belittles the chemistry of the feed water and underestimates this feature in this regard, never disappear. For feed water, get support from the treatment companies in your area and our company

HIGH CAPACITY HIGH EFFICIENCY

- It offers comfortable and high efficiency combustion performance with low back pressure values.
- The combustion surface is used in the most efficient way by providing the contact of the flame and smoke with the full cylindrical 3-pass coil.
- It is much more efficient and long lasting compared to counter pressure and two pass boilers.
- Heat loss is prevented by strong insulation with glass wool, rock wool and ceramics.

444 1 354

+90 256 231 15 95 +90 256 231 16 75 +90 541 379 46 88
www.ekotekkazan.com.tr @satis@ekotekkazan.com.tr



100 % SAFE, USER-FRIENDLY

- There is no risk of explosion.
- Our products do not cause noise pollution with silent operation.
- It is noticed with its stylish appearance in its environment.
- It is easy to assemble.
- Easy to maintain
- Steam generators can be delivered with all accessories as a package upon request.
- Every stage of our productions are guaranteed by our quality control teams.



DESIGN	CAPACITY			CHIMNEY DIAMETER (mm)	STEAM PRODUCT CAPACITY KG/H	DIMENSIONS (MM)					WATER	STEAM	SAFETY VALVE	DISCHARGE VALVE	FULL WATER VOLUME	PRESSURE AGAINST SMOKE PIPE	INSULATION	MIN. CONDENSE TANK CAPACITY	MIN. RECOMM. CHIMNEY DIAMETER		WEIGHT							
	M ³	KCAL/H	KW			LIQUID FUEL	A (mm)	B (mm)	C (mm)	H (mm)	L (mm)	INLET							OUTLET	R		R	LT	MMBAR	MM	LT	HACMI	LIQUID FUEL
												SG							BÇ								MM	MM
ŞİMSEK / FLASH 350	12,8	450.000	523	350	350	1000	1450	1750	2090	1400	PN16 / DN32	PN16 / DN40	DN32 / DN50	PN16 / DN32	68	0,6	100 MM ROCKWOOL	350	350	350	870							
ŞİMSEK / FLASH 500	14,3	500.000	581	350	500	1000	1450	1790	2120	1450	PN16 / DN32	PN16 / DN50	DN32 / DN50	PN16 / DN32	74	0,51	100 MM ROCKWOOL	500	400	350	1150							
ŞİMSEK / FLASH 750	24,4	850.000	988	450	750	1150	1550	2290	2200	1950	PN16 / DN32	PN16 / DN50	DN32 / DN50	PN16 / DN32	156	0,47	100 MM ROCKWOOL	750	450	450	1850							
ŞİMSEK / FLASH 1000	26	900.000	1047	450	1000	1170	1550	2350	2200	2000	PN16 / DN32	PN16 / DN65	DN32 / DN50	PN16 / DN32	175	0,39	100 MM ROCKWOOL	1000	500	450	1970							
ŞİMSEK / FLASH 1500	35,7	1.250.000	1453	550	1500	1170	1650	2800	2300	2450	PN16 / DN32	PN16 / DN80	DN40 / DN65	PN16 / DN32	265	0,33	100 MM ROCKWOOL	1500	550	550	2500							
ŞİMSEK / FLASH 2000	42,8	1.500.000	1744	550	2000	1350	1800	2800	2350	2450	PN16 / DN32	PN16 / DN100	DN40 / DN65	PN16 / DN32	418	0,29	100 MM ROCKWOOL	2000	600	550	2850							
ŞİMSEK / FLASH 2500	57,1	2.000.000	2326	650	2500	1450	2250	3600	2400	3150	PN16 / DN32	PN16 / DN100	DN40 / DN65	PN16 / DN32	548	0,26	100 MM ROCKWOOL	2500	700	650	3200							
ŞİMSEK / FLASH 3000	78,5	2.750.000	3198	700	3000	1750	2600	3900	2700	3500	PN16 / DN32	PN16 / DN100	DN40 / DN65	PN16 / DN32	806	0,23	100 MM ROCKWOOL	3000	750	700	4120							
ŞİMSEK / FLASH 3500	91,4	3.200.000	3721	800	3500	1800	2650	4200	2700	3800	PN16 / DN32	PN16 / DN125	DN40 / DN65	PN16 / DN32	885	0,21	100 MM ROCKWOOL	3500	850	800	4650							
ŞİMSEK / FLASH 4000	114,3	4.000.000	4651	850	4000	2000	2800	4800	2900	4600	PN16 / DN32	PN16 / DN125	DN40 / DN65	PN16 / DN32	1210	0,19	100 MM ROCKWOOL	4000	1000	850	5400							
ŞİMSEK / FLASH 5000	121,4	4.250.000	4942	900	5000	2000	2800	4850	2900	4700	PN16 / DN32	PN16 / DN125	DN40 / DN65	PN16 / DN32	1350	0,17	100 MM ROCKWOOL	5000	1100	900	5600							
ŞİMSEK / FLASH 6000	150	5.250.000	6105	1000	6000	2100	2950	5750	3150	5500	PN16 / DN32	PN16 / DN150	DN40 / DN65	PN16 / DN32	1600	0,15	100 MM ROCKWOOL	6000	1100	100	5890							

OUR COMPANY HAS THE RIGHT TO MAKE SIZE, WEIGHT AND CHANGE MODELS WITHOUT NEWS.
NOTE: RECOMMENDED MINIMUM CHIMNEY DIAMETER AVERAGE CALCULATED AS 400 ALTITUDE. THE CHIMNEY SIZE SPECIFIED ARE MINIMUM VALUES AND MAY VARY. - STOKER SECTION IN SOLID FUELED PRODUCTS MAY VARY FROM THE CAPACITY OF THE PRODUCT.

EXPECTED POWER

EJDERHA SERİSİ DRAGON SERIES SOLID FUEL 3 PASS THERMAL OIL HEATER BOILERS

80.000 Kcal / h - 3.000.000 Kcal / h Heat Capacity



INFORMATION AND MATERIAL QUALITY

- Our company is EKOTEK, Trademark registered and controlled and audited by ISO 9001: 2015 quality management system.
- Module b (project) + module f (manufacturing) for each product is certified according to TSE standard with CE certificate.
- Penetrant and radiographic tests are carried out on our resources by the authorized company.
- In our Thermal Oil Heater Boilers, serpentine pipe welds are made of argon welding and RADIOGRAPHIC tested after welding processes.
- Welding operations are carried out by certified welders in accordance with approved WPS and WPQR. Welding processes are subjected to radiographic testing at the rates stipulated by the standards.
- The products used in production are all certified materials.
- Our products are produced in accordance with TS EN 12952-3 Standard and 2014/68 / EU Pressure Vessels Directive and have CE certificate.
- Our products are manufactured according to EN288, EN287-1 using P 265 GH and P 355 GH quality boiler sheet.
- Our products are produced using boiler pipes made of steel of higher quality, P235GH in TS EN 10217-2 norm.
- We recommend that you purchase heat transfer oil suitable for your degree of work.
- Chimney fan can be added to the system in solid fuel thermal oil heater boilers. Get information from our company.
- Thermal oil heater boilers are used in industries such as metal and mineral processing, construction industry, oil and chemical industry, paper and cardboard industry, wood and forest products industry, food and beverage industry, textile industry, soap and detergent industry.
- Thermal oil heater boilers correct the pressure loss of the system.

HIGH CAPACITY HIGH EFFICIENCY

- It operates at low pressure at high temperature.
- Package system and assembly can be made in our thermal oil heater boilers. Please contact our company.
- Heat transfer oil used in the system is used for petrification, calcification etc. in the boiler. It can be used for a long time as it does not cause any negative effects.
- There is no need to use any conditioning unit in the heat conduction oil.
- No freezing occurs in the installation under normal conditions.
- Hot Oil Boiler can be used as a heating fluid in the production of Steam, Hot Water, Boiling Water.
- Thermal oil outlet temperature is controlled by PID controller.
- Thermal oil return temperature is controlled by digital thermostats.



100% SAFE, USER-FRIENDLY

- It does not leave residues with the thermal oil used instead of water in the installation and it does not have a corrosive effect.
- Operation and maintenance costs are low.
- Thermal conductivity coefficients are higher than other fluids.
- Higher heat transfer with less fuel energy is provided due to high thermal conductivity coefficients.
- Necessary safety measures have been taken by integrating the necessary control and automation equipment in the system.
- It saves fuel with its modern design.
- Production begins under computer aided design control before each production.



DESIGN	CAPACITY		CHIMNEY DIA- METER (mm)	DIMENSIONS (MM)					HEAT TRANSFER OIL FLOW	HEAT TRANSFER OIL RETURN	SAFETY EXPANSI- TION	DISCHARGE SLEEVE	OIL VOLUME	RECOM. MIN. CHIMNEY DIAMETER	WEIGHT
	KCAL/H	KW		A (mm)	B (mm)	C (mm)	H (mm)	L (mm)	R	R	R	R	LT	MM	KG
EJDERHA / DRAGON 80A	80.000	93	200	1350	920	1520	1700	1060	DN40 PN25	DN40 PN25	DN40 PN25	1"	75	200	590
EJDERHA / DRAGON 100A	100.000	116	225	1480	1000	1600	1750	1110	DN40 PN25	DN40 PN25	DN40 PN25	1"	100	225	590
EJDERHA / DRAGON 150A	150.000	174	250	1550	1050	1700	2050	1385	DN40 PN25	DN40 PN25	DN40 PN25	1"	140	250	885
EJDERHA / DRAGON 200A	200.000	232	300	2020	1300	1900	2175	1460	DN50 PN25	DN50 PN25	DN40 PN25	1"	350	300	1230
EJDERHA / DRAGON 250A	250.000	290	350	2220	1500	2100	2500	1790	DN50 PN25	DN50 PN25	DN40 PN25	1"	430	350	1850
EJDERHA / DRAGON 300A	300.000	348	350	2220	1500	2100	2640	1910	DN65 PN25	DN65 PN25	DN40 PN25	1"	580	350	2100
EJDERHA / DRAGON 350A	350.000	406	400	2220	1500	2100	2940	2210	DN65 PN25	DN65 PN25	DN40 PN25	1"	630	400	2450
EJDERHA / DRAGON 400A	400.000	465	450	2780	2050	2650	2940	2210	DN65 PN25	DN65 PN25	DN40 PN25	1"	675	450	2790
EJDERHA / DRAGON 500A	500.000	581	450	2870	2150	2800	3050	2250	DN80 PN25	DN80 PN25	DN40 PN25	1"	750	450	3200
EJDERHA / DRAGON 600A	600.000	697	500	2870	2150	2800	3400	2600	DN80 PN25	DN80 PN25	DN40 PN25	1"	875	500	3460
EJDERHA / DRAGON 700A	700.000	813	550	2970	2200	2900	3600	2800	DN80 PN25	DN80 PN25	DN40 PN25	1"	950	550	3950
EJDERHA / DRAGON 800A	800.000	930	550	3170	2390	3090	3870	3050	DN100 PN25	DN100 PN25	DN40 PN25	1"	1250	550	4100
EJDERHA / DRAGON 1000A	1.000.000	1.162	600	3170	2390	3090	4350	3650	DN100 PN25	DN100 PN25	DN40 PN25	1"	1650	600	4450
EJDERHA / DRAGON 1250A	1.250.000	1.453	650	3970	2890	3590	4530	3850	DN125 PN25	DN125 PN25	DN50 PN25	1"	2000	650	5100
EJDERHA / DRAGON 1500A	1.500.000	1.744	700	4080	3000	3600	4950	4250	DN125 PN25	DN125 PN25	DN50 PN25	1"	2200	700	5750
EJDERHA / DRAGON 2000A	2.000.000	2.325	800	4450	3400	4120	5000	4415	DN150 PN25	DN150 PN25	DN50 PN25	1"	2750	800	6250
EJDERHA / DRAGON 2500A	2.500.000	2.907	900	4950	3600	4320	5350	4650	DN150 PN25	DN150 PN25	DN50 PN25	1"	2900	900	6810
EJDERHA / DRAGON 3000A	3.000.000	3.488	1000	4950	3600	4320	5600	4915	DN200 PN25	DN200 PN25	DN50 PN25	1"	3250	1000	7370

OUR COMPANY HAS THE RIGHT TO MAKE SIZE, WEIGHT AND CHANGE MODELS WITHOUT NEWS.

NOTE: RECOMMENDED MINIMUM IS CALCULATED AS A CHIMNEY DIAMETER AVERAGE ALTITUDE 400. THE CHIMNEY SIZE SPECIFIED ARE MINIMUM VALUES AND MAY VARY.

İSTENEN PERFORMANS

ANKA SERİSİ PHOENIX SERIES

LIQUID AND GAS FUEL THERMAL OIL HEATER BOILERS

100.000 Kcal / h - 6.000.000 Kcal / h Heat Capacity



INFORMATION AND MATERIAL QUALITY

- Our company is EKOTEK, Trademark registered and controlled and audited by ISO 9001: 2015 quality management system.
- Module b (project) + module f (manufacturing) for each product is certified according to TSE Standard with CE certificate.
- Penetrating and radiographic tests are performed on our resources by the authorized company.
- Serpentine pipe welds of our Thermal Oil Heater Boilers are made with argon welding and are subjected to Radiographic Test after welding operations.
- Welding operations are carried out by certified welders in accordance with approved WPS and WPQR. Welding processes are subjected to radiographic testing at the rates stipulated by the standards.
- The products used in production are all certified materials.
- Our products are produced in accordance with TS EN 12952-3 Standard and 2014/68 / EU Pressure Vessels Directive and have CE certificate.
- Our products are manufactured according to EN288, EN287-1 using P 265 GH and P 355 GH quality boiler sheet.
- Our products are produced using boiler pipes made of steel of

higher quality, P235GH in TS EN 10217-2 norm.

- We recommend that you purchase heat transfer oil suitable for the temperature of the boiler.
- Thermal oil heater boilers are used in industries such as metal and mineral processing, construction industry, oil and chemical industry, paper and cardboard industry, wood and forest products industry, food and beverage industry, textile industry, soap and detergent industry.
- Thermal Oil Heater boilers correct the pressure loss of the system.
- **SUPPORT FOR CENTRAL SYSTEM GAS SUPPLY FROM ENGINEERING COMPANIES.**
- **DO NOT FORGET TO CONNECT PE MAX: 300 M BAR GAS LINE FOR THE BURNER.**
- **DO NOT FORGET TO HAVE A CE CERTIFIED FLUE SUITABLE FOR NATURAL GAS. DON'T FORGET TO TAKE CHIMNEY OFFER SUITABLE FOR NATURAL GAS FROM OUR COMPANY.**
- It has the flexibility to work in harmony with different combustion systems

HIGH CAPACITY HIGH EFFICIENCY

- It operates at low pressure at high temperature.
- Package system and assembly can be made in our thermal oil heater boilers. Please contact our company.
- Heat transfer oil used in the system is used for petrification, calcification etc. in the boiler. It can be used for a long time as it does not cause any negative effects.
- There is no need to use any conditioning unit in the heat conduction oil.
- No freezing occurs in the installation under normal conditions.
- Thermal Oil Heater Boiler can be used as a heating fluid in the production of Steam, Hot Water, Boiling Water.
- Thermal oil outlet temperature is controlled by PID controller.
- Thermal oil return temperature is controlled by digital thermostats.

444 1 354


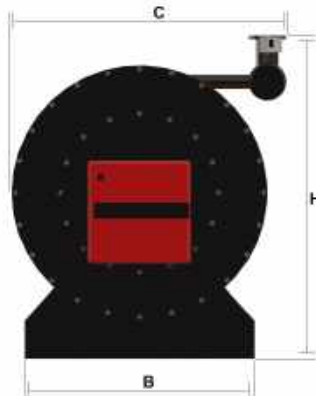
+90 256 231 15 95 +90 256 231 16 75 +90 541 379 46 88
www.ekotekkazan.com.tr @satis@ekotekkazan.com.tr



100% SAFE, USER-FRIENDLY

- It is reliable due to low operating pressure.
- Operation and maintenance costs are low.
- Thermal conductivity coefficients of thermal oils are high compared to other heating fluids. Due to the high thermal conductivity coefficients, higher heat transfer is provided with less fuel energy.

- It saves fuel thanks to its modern design.
- Necessary safety measures have been taken by integrating the necessary control and automation equipment in the system.
- Production begins under computer aided design control before each production.



DESING	CAPACITY		CHIM-NEY DIA- ME- TER MM	DIMENSIONS (MM)					HEAT TRANSFER OIL FLOW	HEAT TRANSFER OIL RETURN	SAFETY Expansion R	DISCHARGE SLEEVE R	OIL VOLUME LT	RECOM. MIN. CHIMNEY DIAMETER		WEIGHT KG					
	KCAL/H	KW		A (mm)	B (mm)	C (mm)	H (mm)	L (mm)						R	R		R	R	LT	MM	MM
ANKA / PHOENIX 100	100.000	116	180	1990	890	1490	1390	900	DN40 PN25	DN40 PN25	DN40 PN25	1"	32	180	180	375					
ANKA / PHOENIX 150	150.000	174	200	2200	890	1490	1390	1110	DN40 PN25	DN40 PN25	DN40 PN25	1"	40	225	200	430					
ANKA / PHOENIX 200	200.000	232	225	2440	930	1530	1430	1350	DN50 PN25	DN50 PN25	DN40 PN25	1"	65	250	225	495					
ANKA / PHOENIX 250	250.000	290	250	2600	960	1700	1400	1440	DN50 PN25	DN50 PN25	DN40 PN25	1"	85	300	250	590					
ANKA / PHOENIX 300	300.000	348	300	2800	960	1700	1400	1640	DN65 PN25	DN65 PN25	DN40 PN25	1"	97	300	300	885					
ANKA / PHOENIX 350	350.000	406	300	2900	1050	2000	1500	1700	DN65 PN25	DN65 PN25	DN40 PN25	1"	125	350	300	1230					
ANKA / PHOENIX 400	400.000	465	350	3100	1050	2000	1500	1920	DN65 PN25	DN65 PN25	DN40 PN25	1"	160	350	350	1850					
ANKA / PHOENIX 500	500.000	581	350	3100	1390	2300	1840	1920	DN80 PN25	DN80 PN25	DN40 PN25	1"	185	400	350	2100					
ANKA / PHOENIX 550	550.000	639	400	3200	1425	2400	1850	1950	DN80 PN25	DN80 PN25	DN40 PN25	1"	267	400	400	2270					
ANKA / PHOENIX 600	600.000	697	400	3350	1500	2560	1950	2200	DN80 PN25	DN80 PN25	DN40 PN25	1"	292	400	400	2450					
ANKA / PHOENIX 700	700.000	813	450	3600	1500	2650	1950	2450	DN80 PN25	DN80 PN25	DN40 PN25	1"	330	450	450	2790					
ANKA / PHOENIX 800	800.000	930	450	3850	1500	2650	1950	2700	DN100 PN25	DN100 PN25	DN40 PN25	1"	375	450	450	3200					
ANKA / PHOENIX 1000	1.000.000	1.162	500	3850	1690	2840	2150	2700	DN100 PN25	DN100 PN25	DN40 PN25	1"	527	500	500	3460					
ANKA / PHOENIX 1250	1.250.000	1.453	550	4180	1900	3050	2400	3030	DN125 PN25	DN125 PN25	DN40 PN25	1"	725	550	550	3950					
ANKA / PHOENIX 1500	1.500.000	1.744	550	4500	2050	3200	2550	3350	DN125 PN25	DN125 PN25	DN40 PN25	1"	1060	600	550	4100					
ANKA / PHOENIX 2000	2.000.000	2.325	650	5150	2210	3360	2810	3900	DN150 PN25	DN150 PN25	DN40 PN25	1"	1360	700	650	4450					
ANKA / PHOENIX 2500	2.500.000	2.906	700	5600	2300	3450	2950	4350	DN150 PN25	DN150 PN25	DN50 PN25	1"	1520	750	700	5100					
ANKA / PHOENIX 3000	3.000.000	3.488	750	6310	2530	3680	3050	5060	DN200 PN25	DN200 PN25	DN65 PN25	1"	1770	800	750	5750					
ANKA / PHOENIX 3500	3.500.000	4.069	850	6600	2650	3800	3250	5200	DN200 PN25	DN200 PN25	DN65 PN25	1"	1890	850	800	6000					
ANKA / PHOENIX 4000	4.000.000	4.651	850	6815	2800	4100	3400	5565	DN200 PN25	DN200 PN25	DN65 PN25	1"	2050	1000	850	6250					
ANKA / PHOENIX 5000	5.000.000	5.813	1000	7675	2930	4280	3550	6425	DN200 PN25	DN200 PN25	DN80 PN25	1"	2350	1100	1000	6810					
ANKA / PHOENIX 6000	6.000.000	6.976	1100	8150	3150	4470	3800	6900	DN200 PN25	DN200 PN25	DN80 PN25	1"	2650	1200	1100	7370					

OUR COMPANY HAS THE RIGHT TO MAKE SIZE, WEIGHT AND CHANGE MODELS WITHOUT NEWS.
NOTE: RECOMMENDED MINIMUM IS CALCULATED AS A CHIMNEY DIAMETER AVERAGE ALTITUDE 400. THE CHIMNEY SIZE SPECIFIED ARE MINIMUM VALUES AND MAY VARIETY.

HOT AIR BOILERS





DÖNÜŞTÜRÜCÜ SERİSİ TRANSFORM SERIES

SOLID FUEL HOT AIR BOILER

100.000 Kcal / h - 1.000.000 Kcal / h Heat Capacity



INFORMATION AND MATERIAL QUALITY

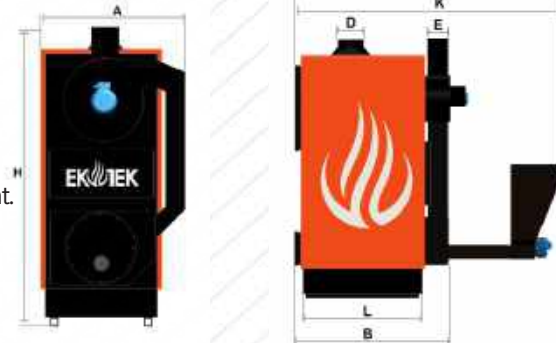
- Our company is EKOTEK, Trademark registered and controlled and audited by ISO 9001: 2015 quality management system.
- Welding operations are carried out by certified welders in accordance with approved WPS and WPQR.
- The products used in production are all certified materials.
- Our products are produced in accordance with the 2014/68 / EU Pressure Vessels Directive and have CE certificate.
- Our products are manufactured according to EN288, EN287-1 by using S 235 JR quality boiler sheet.
- Our products are manufactured using boiler pipes made of P235GH and higher quality steel in TS EN 10217-2 norm.
- Combustion chamber and first passage pipes will be made of stainless steel; other parts are made of S 235 JR black sheet. Insulation 100 mm rockwool
- our product has 4 pass, automatic loading
- Combustion chamber design is made of pieced cast iron.
- To be used in all areas where hot air is needed COAL, OLIVE SEEDS, PINECONA, PELLET etc. It is a highly efficient boiler that burns granulated fuels; factory, greenhouse, hangars, gyms, chicken farm, as well as pine nuts, figs, cotton, timber, etc. It is designed to be used for drying products.

HIGH CAPACITY HIGH EFFICIENCY

- With its 4-pass design, it provides maximum heat transfer and fuel saving by distributing the heat obtained equally to all surfaces.
- Our boilers do not cause noise pollution with their silent operation.
- Primer sent air with the help of fan; provides a controlled and clean smokeless combustion.
- Our products in the 100.000 Kcal / h - 1.000.000 Kcal / h capacity range have a high temperature resistant combustion chamber and cast iron furnace with cast iron pieces.
- With the thermostat control, the desired air temperature is kept constant and fuel saving reaches the highest levels.
- It provides 20-40% saving in fuel by providing secondary combustion with Turbo Fan system.

100% SAFE, USER-FRIENDLY

- Heat loss is prevented by strong insulation with rock wool.
- It is safe. No explosion occurs due to compression of flammable gases.
- It is noticed with its compatibility with its stylish appearance in its environment.
- It is easy to assemble.
- It is easy to maintain.



DESİNG	CAPACITY		CHIM-NEY	DIMENSIONS (MM)								FUEL TANK		FAN FLOW	RECOM. MIN. CHIMNEY DIAMETER	WEIGHT
	KCAL/H	KW		DIA-METER MM	A (mm)	B (mm)	D (mm)	E (mm)	H (mm)	K (mm)	L (mm)	CAPACITY KG				
			COAL									OLIVE HUSK	(m ³ /h)	MM	KG	
DÖNÜŞTÜRÜCÜ / TRANSFORM 100A	100.000	116	225	900	1650	300	250	2250	2750	800	240	210	13000	225	1200	
DÖNÜŞTÜRÜCÜ / TRANSFORM 150A	150.000	174	250	1050	1650	350	250	2400	2750	800	240	210	19000	250	1400	
DÖNÜŞTÜRÜCÜ / TRANSFORM 200A	200.000	232	300	1150	1900	350	300	2450	3000	1000	240	210	19000	300	1700	
DÖNÜŞTÜRÜCÜ / TRANSFORM 250A	250.000	290	350	1250	2000	400	300	2750	3350	1000	240	210	23000	350	2250	
DÖNÜŞTÜRÜCÜ / TRANSFORM 300A	300.000	348	350	1250	2150	400	300	2750	3500	1100	300	260	27000	350	2800	
DÖNÜŞTÜRÜCÜ / TRANSFORM 400A	400.000	465	450	1400	2300	450	350	3000	3650	1200	300	260	28000	450	3400	
DÖNÜŞTÜRÜCÜ / TRANSFORM 500A	500.000	581	450	1400	2300	450	350	3350	3650	1200	300	260	38000	450	3900	
DÖNÜŞTÜRÜCÜ / TRANSFORM 600A	600.000	697	500	1400	2700	500	400	3450	3950	1500	300	260	39000	500	4600	
DÖNÜŞTÜRÜCÜ / TRANSFORM 700A	700.000	813	550	1500	2850	500	400	3450	4100	1600	400	350	39000	550	5250	
DÖNÜŞTÜRÜCÜ / TRANSFORM 800A	800.000	930	550	1500	3100	550	450	3450	4300	1800	400	350	43000	550	6000	
DÖNÜŞTÜRÜCÜ / TRANSFORM 1000A	1.000.000	1.162	600	1800	3250	600	500	4000	4450	1850	400	350	59000	600	7100	

OUR COMPANY HAS THE RIGHT TO MAKE SIZE, WEIGHT AND CHANGE MODELS WITHOUT NEWS.

NOTE: RECOMMENDED MINIMUM IS CALCULATED AS A CHIMNEY DIAMETER AVERAGE ALTITUDE 400. THE CHIMNEY SIZE SPECIFIED ARE MINIMUM VALUES AND MAY VARIETY.

444 1 354

+90 256 231 15 95 +90 256 231 16 75 +90 541 379 46 88

www.ekotekkazan.com.tr @satis@ekotekkazan.com.tr



HIZLI SERISI FAST SERIES

LIQUID FUEL HOT AIR BOILERS
125.000 Kcal / h - 2.500.000 Kcal / h Heat Capacity

INFORMATION AND MATERIAL QUALITY

- Our company is EKOTEK, Trademark registered and controlled and audited by ISO 9001:2015 quality management system.
- Ultrasonic, radiographic and penetrating tests are carried out by our authorized company.
- Welding operations are carried out by certified welders in accordance with approved WPS and WPQR. Welding processes are subjected to radiographic testing at the rates stipulated by the standards.
- The products used in production are all certified materials.
- Our products are manufactured according to EN288, EN287-1 by using S 235 JR quality boiler sheet.
- Our products are produced using boiler pipes made of steel of higher quality, P235GH in TS EN 10217-2 norm.
- Combustion chamber and first transition pipes are made of

stainless material,

- Other parts will be made of S235JR black sheet. Insulation Heat insulation is minimized by insulating with 100 mm rock wool.
- **SUPPORT FOR CENTRAL SYSTEM GAS SUPPLY FROM ENGINEERING COMPANIES.**
- **DO NOT FORGET TO CONNECT PE MAX: 300 M BAR GAS LINE FOR THE BURNER.**
- **DO NOT FORGET TO HAVE A CE CERTIFIED FLUE SUITABLE FOR NATURAL GAS. DON'T FORGET TO TAKE CHIMNEY OFFER SUITABLE FOR NATURAL GAS FROM OUR COMPANY.**
- It has the flexibility to work compatible with different combustion systems.
- Secondary combustion is ensured in fuel by Turbo Fan system Provides savings of 20-40%.

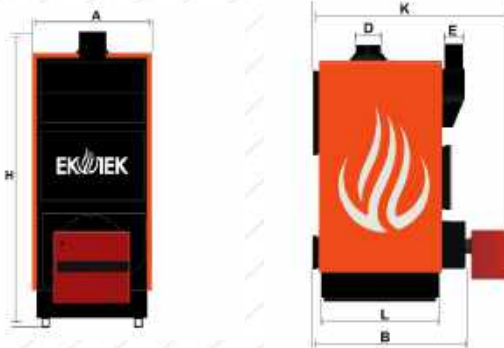
- It provides maximum heat transfer and fuel saving by distributing the heat obtained equally to all surfaces with its 3-pass design.
- Our boilers do not cause noise pollution with their silent operation.
- More heating is provided with less fuel.

HIGH CAPACITY HIGH EFFICIENCY

- With the thermostat control, the desired air temperature is kept constant and fuel saving reaches the highest levels.
- Our products in 100.000 Kcal / h- 1.000.000 Kcal / h capacity range, have high temperature resistant combustion chamber and cast iron furnace with cast iron pieces.

100% SAFE, USER-FRIENDLY

- Heat loss is prevented by strong insulation with rock wool.
- It is safe. No explosion occurs due to compression of flammable gases.
- It is noticed with its compatibility with its stylish appearance in its environment.
- It is easy to assemble.
- Easy to Maintain



DESİNG	CAPACITY		CHIMNEY DIA- METER (mm)	DIMENSIONS (MM)							FAN FLOW (m ³ /h)	RECOM. MIN. CHIMNEY DIAMETER		WEIGHT KG
	KCAL/H	KW		A (mm)	B (mm)	D (mm)	E (mm)	H (mm)	K (mm)	L (mm)		LIQUID FUEL MM	GAS FUEL MM	
HIZLI/FAST 125	125.000	145	200	750	1450	300	250	2000	2450	650	19000	200	200	950
HIZLI/FAST 250	250.000	290	250	900	1650	300	250	2250	2750	800	23000	300	250	1150
HIZLI/FAST 350	350.000	406	300	1050	1650	350	250	2400	2750	800	27000	350	300	1350
HIZLI/FAST 500	500.000	581	350	1150	1900	350	300	2450	3000	1000	38000	400	350	1625
HIZLI/FAST 600	650.000	755	400	1250	2000	400	300	2750	3350	1000	39000	450	450	2175
HIZLI/FAST 750	750.000	872	450	1250	2150	400	300	2750	3500	1100	39000	500	450	2700
HIZLI/FAST 1000	1.000.000	1.162	500	1400	2300	450	350	3000	3650	1200	59000	500	500	3210
HIZLI/FAST 1250	1.250.000	1.453	550	1400	2300	450	350	3350	3650	1200	65000	550	550	3790
HIZLI/FAST 1500	1.500.000	1.744	550	1400	2700	500	400	3450	3950	1500	75000	600	550	4450
HIZLI/FAST 1750	1.750.000	2.034	600	1500	2850	500	400	3450	4100	1600	875000	650	600	5100
HIZLI/FAST 2000	2.000.000	2.325	650	1500	3100	550	450	3450	4300	1800	100000	700	650	5750
HIZLI/FAST 2500	2.500.000	2.906	700	1800	3250	600	500	4000	4450	1850	1250000	750	700	6950

OUR COMPANY HAS THE RIGHT TO MAKE SIZE, WEIGHT AND CHANGE MODELS WITHOUT NEWS.

NOTE: RECOMMENDED MINIMUM IS CALCULATED AS A CHIMNEY DIAMETER AVERAGE ALTITUDE 400. THE CHIMNEY SIZE SPECIFIED ARE MINIMUM VALUES AND MAY VARIETY.



EKO 3G KS SERİSİ EKO 3G KS SERIES


SOLID FUEL, SUPERHEATED WATER BOILER

INFORMATION AND MATERIAL QUALITY

- Our company is EKOTEK, Trademark registered and controlled and audited by ISO 9001: 2015 quality management system.
- Ultrasonic, radiographic and penetrating tests are carried out by our authorized company.
- Welding operations are carried out by certified welders in accordance with approved WPS and WPQR. Welding processes are subjected to radiographic testing at the rates stipulated by the standards.
- The products used in production are all certified materials.
- Our products are TS EN 12953-1-3, TS 377-1-2-3-4-5-6-7-8-10-11- 12-14, TS EN 12953-1-2-3-4-5-6-7-8-10-11-12-14 standards and 2014/68 / EU Pressure Vessels Directive and has CE certificate.
- Our products are manufactured according to EN288, EN287-1 using P 265 GH and P 355 GH quality boiler sheet.
- Our products are manufactured using boiler pipes made of steel of higher quality, P235GH in TS EN 10217-2 norm.
- It burns all solid fuels at high efficiency.
- Boiler with nitrogen balance tank and prevents the evaporation of water in the system.

HIGH CAPACITY HIGH EFFICIENCY

- It has a construction suitable for working at high pressure values.
- It is designed to distribute thermal stresses at high pressure.
- It can be manufactured in capacities to meet high energy needs.
- It is preferred in systems where thermal oil and steam cannot be used.
- Their designs are controlled in three dimensions in accordance with the design standards, CE pressure vessels directive, EN, TSE standards.
- It provides ease of use up to 200 ° C with an operating pressure between 2 bars and 8 bars.
- When choosing pump in hot water boiler, pay attention to pressure, temperature and flow rate. Get support from our company.



100 % SAFE, USER-FRIENDLY

- It provides high performance in sudden hot water drafts in continuous working conditions.
- It provides maximum benefit from heat transfer with its smoke return design.
- It provides maximum performance with optimum isolation.
- It is environmentally sensitive with minimum flue gas emission rates.
- Provides high thermal efficiency without economizer.



DESİNG	CAPACITY		CHIMNEY	DIMENSIONS (MM)							FUEL TANK		WATER INLET	WATER OUTLET	SAFETY EXPANSION - BALANCE	DISC- HARGE SLEEVE	WATER VOLUME	OPERATING PRESSURE	RECOM. MIN. CHIMNEY DIA- METER	WEIGHT
	KCAL/H	KW		DIAMETER (mm)	A (mm)	B (mm)	C (mm)	D (mm)	H (mm)	L (mm)	COAL	OLİVE HÜSK								
			R										R	LT	BAR	MM	KG			
EKO 3G HS 80A	80.000	93	200	1360	760	1675	850	1350	1200	150	125	2"	2"	1"	1"	230	6	200	763	
EKO 3G HS 100A	100.000	116	225	1360	760	1875	850	1350	1400	150	125	2"	2"	1"	1"	255	6	225	775	
EKO 3G HS 130A	130.000	151	250	1460	860	1950	930	1550	1500	150	125	50	50	1- 1/4"	1"	315	6	250	900	
EKO 3G HS 150A	150.000	174	250	1650	870	2100	950	1550	1650	150	125	50	50	1- 1/4"	1"	360	6	250	1050	
EKO 3G HS 160A	160.000	186	250	1650	870	2210	950	1550	1750	200	175	65	65	1- 1/4"	1"	375	6	250	1200	
EKO 3G HS 200A	200.000	232	300	1800	940	2350	1050	1750	1750	200	175	65	65	1- 1/4"	1"	475	6	300	1320	
EKO 3G HS 230A	230.000	267	350	1850	1000	2350	1050	1750	1750	200	175	65	65	1- 1/4"	1"	475	6	350	1400	
EKO 3G HS 250A	250.000	290	350	1910	1060	2500	1100	1800	1925	200	175	80	80	1- 1/2"	1"	600	6	350	1650	
EKO 3G HS 280A	280.000	325	350	1910	1100	2500	1100	1800	1925	200	175	80	80	1- 1/2"	1"	600	6	350	1650	
EKO 3G HS 300A	300.000	348	350	1950	1110	2650	1150	1800	2000	200	175	80	80	1- 1/2"	1"	753	6	350	1850	
EKO 3G HS 330A	330.000	383	400	1950	1160	2650	1150	1800	2000	200	175	80	80	1- 1/2"	1"	753	6	400	1850	
EKO 3G HS 350A	350.000	406	400	1950	1160	2750	1150	1850	2100	200	175	80	80	1- 1/2"	1"	890	6	400	2250	
EKO 3G HS 400A	400.000	465	450	2100	1300	2950	1250	2060	2250	200	175	80	80	1- 1/2"	1"	1032	6	450	2650	
EKO 3G HS 450A	450.000	523	450	2100	1300	3150	1250	2060	2350	200	175	80	80	1- 1/2"	1"	1032	8	450	2850	
EKO 3G HS 500A	500.000	581	450	2300	1520	3250	1450	2100	2500	200	175	100	100	2"	1"	1125	8	450	3050	
EKO 3G HS 600A	600.000	697	500	2300	1520	3550	1450	2200	2800	200	175	100	100	2"	1"	1355	8	500	3850	
EKO 3G HS 700A **	700.000	813	550	2400	1620	3550	1450	2270	2800	400	350	100	100	2"	1"	1550	8	550	4250	
EKO 3G HS 800A **	800.000	930	550	2400	1620	3750	1450	2270	3000	400	350	100	100	2"	1"	1940	8	550	5050	
EKO 3G HS 900A **	900.000	1.046	600	2500	1740	3750	1550	2300	3000	400	350	100	100	2"	1"	2200	8	600	5750	
EKO 3G HS 1.000A **	1.000.000	1.162	600	2530	1740	3960	1550	2380	3200	400	350	140	140	2"	1"	2945	8	600	6150	
EKO 3G HS 1.250A **	1.250.000	1.453	650	2650	1860	4300	1600	2500	3500	400	350	140	140	2"	1"	3130	8	650	6750	
EKO 3G HS 1.500A **	1.500.000	1.744	700	2650	1860	4800	1600	2500	4000	400	350	140	140	2- 1/2"	1"	3250	10	700	7450	
EKO 3G HS 2.000A **	2.000.000	2.325	800	2750	1900	5050	1650	2580	4250	400	350	140	140	2- 1/2"	1"	4350	10	800	9950	

OUR COMPANY HAS THE RIGHT TO MAKE SIZE, WEIGHT AND CHANGE MODELS WITHOUT NEWS.
 NOTE: RECOMMENDED MINIMUM IS CALCULATED AS A CHIMNEY DIAMETER AVERAGE ALTITUDE 400. THE CHIMNEY SIZE SPECIFIED ARE MINIMUM VALUES AND MAY VARIETY.



ATLAS SERİSİ ATLAS SERIES

LIQUID AND GAS, FUEL COUNTER-PRESSURE SUPERHEATED WATER BOILER

INFORMATION AND MATERIAL QUALITY


- Our company is controlled and inspected by EKOTEK, Markatescilli and ISO 9001:2015 quality management system.
- Ultrasonic, radiographic and penetrating tests are carried out by our company.
- Welding operations are carried out by certified welders in accordance with approved WPS and WPQR. Welding processes are subjected to radiographic testing at the rates stipulated by the standards.
- The products used in production are all certified materials.
- Our products are TS EN 12953-1-3, TS 377-1-2-3-4-5-6-7-8-10-11-12-14, TS EN 12953-1-2-3-4-5-6-7-8-10-11-12-14 standards and 2014/68/EU
- It is produced in accordance with Pressure Vessels directive and has CE certificate.
- Our products are manufactured according to EN288, EN287-1 using P 265 GH and P 355 GH quality boiler sheet
- Our products are produced by using cauldrons manufactured from steel of P235GH and higher quality in TS EN 10217-2 norm.
- **SUPPORT FROM ENGINEERING COMPANIES FOR CENTRAL SYSTEM GAS SUPPLY.**
- **FOR THE BURNER, DO NOT FORGET TO CONNECT GAS LINE WITH PE MAX: 300 MBAR PRESSURE.**
- **DO NOT FORGET TO HAVE CE AND TSE CERTIFIED CHIMNEYS SUITABLE FOR NATURAL GAS. DO NOT FORGET TO PROPOSE A CHIMNEY SUITABLE FOR NATURAL GAS FROM OUR COMPANY.**
- **It has the flexibility to work compatible with different combustion systems.**
- Ease of operation and maintenance, thanks to burner combustion control, minimizes fuel consumption and operating costs.
- Boiler with nitrogen balance tank and prevents evaporation of system water.

HIGH CAPACITY HIGH EFFICIENCY

- It is small in size and high performance.
- It has construction and manufacturing suitable for working at high pressure.
- It is designed to distribute thermal stresses at high pressure.
- It can be manufactured in capacities to meet high energy needs.
- It can be applied in systems where hot oil and steam cannot be used.
- It is designed in 3 dimensions in accordance with design standards, CE pressure vessels directive, EN, TSE standards.
- It provides ease of use up to 200 ° C with an operating pressure between 2 bars and 8 bars.
- When choosing pump in hot water boiler, pay attention to pressure, temperature and flow rate. Get support from our company.

100% SAFE, USER-FRIENDLY

- It provides high performance in sudden hot water drafts in continuous working conditions.
- It provides maximum benefit from heat transfer with its flame return design.
- It provides less electricity and fuel consumption with its special design.
- Pipes welded to the mirror are suitable for safe operation and extend the boiler life.
- It provides maximum performance with optimum isolation.
- It is environmentally sensitive with minimum flue gas emission rates.
- It provides high thermal efficiency without economizer.
- It can be directly coupled to systems that can recover heat from flue gas.
- Provides wide industrial usage opportunity with high capacity range.



DESİNG	CAPACITY		CHIMNEY	DIMENSIONS (MM)				SU	SU	SAFETY EXPANSION - BALANCE	DISCHARGE SLEEVE	SU	OPERATING PRESSURE	RECOM. MIN. CHIMNEY DIAMETER		WEIGHT
	KCAL/H	KW		DIAMETER (mm)	A (mm)	B (mm)	H (mm)	L (mm)	SG			SÇ		R	R	
			GİRİŞ							ÇIKIŞ	HACMI					
ATLAS 80	80.000	93	160	1450	585	775	900	2"	2"	1"	1"	230	6	180	160	763
ATLAS 100	100.000	116	180	1450	640	820	900	2"	2"	1"	1"	255	6	180	180	775
ATLAS 130	130.000	151	200	1650	640	820	950	50	50	1 - 1/4"	1"	315	6	200	200	900
ATLAS 160	160.000	186	225	1750	720	875	1050	65	65	1 - 1/4"	1"	360	6	225	225	1050
ATLAS 200	200.000	232	225	1750	810	960	1050	65	65	1 - 1/4"	1"	375	6	250	225	1200
ATLAS 225	225.000	261	250	1800	840	1000	1100	65	65	1 - 1/4"	1"	475	6	300	250	1280
ATLAS 250	250.000	290	250	1950	880	1100	1200	80	80	1 - 1/2"	1"	475	6	300	250	1320
ATLAS 300	300.000	348	300	2200	880	1100	1450	80	80	1 - 1/2"	1"	600	6	300	300	1380
ATLAS 400	400.000	465	350	2350	970	1160	1500	80	80	1 - 1/2"	1"	600	6	350	350	1450
ATLAS 450	450.000	523	350	2500	1000	1240	1575	80	80	1 - 1/2"	1"	753	6	350	350	1650
ATLAS 500	500.000	581	350	2600	1000	1240	1650	100	100	2"	1"	753	6	400	350	1780
ATLAS 600	600.000	697	400	2650	1130	1350	1650	100	100	2"	1"	890	6	400	400	2150
ATLAS 700	700.000	814	450	2900	1130	1350	1850	100	100	2"	1"	1032	6	450	450	2560
ATLAS 800	800.000	930	450	3270	1300	1500	1900	100	100	2"	1"	1032	6	450	450	2850
ATLAS 900	900.000	1.046	450	3550	1300	1500	2100	100	100	2"	1"	1125	6	500	450	3050
ATLAS 1000	1.000.000	1.162	500	3700	1400	1650	2300	125	125	3"	2"	1355	8	500	500	3850
ATLAS 1250	1.250.000	1.453	550	3950	1450	1700	2500	125	125	3"	2"	1550	8	550	550	4250
ATLAS 1500	1.500.000	1.744	550	3950	1600	1850	2500	125	125	3"	2"	1940	8	600	550	5050
ATLAS 2000	2.000.000	2.325	650	4300	1700	1900	2800	150	150	4"	2"	2200	8	700	650	5750
ATLAS 2500	2.500.000	2.906	700	4500	1750	2000	2950	150	150	4"	2"	2945	8	750	700	6150

OUR COMPANY HAS THE RIGHT TO MAKE SIZE, WEIGHT AND CHANGE MODELS WITHOUT NEWS.

NOTE: RECOMMENDED MINIMUM IS CALCULATED AS A CHIMNEY DIAMETER AVERAGE ALTITUDE 400. THE CHIMNEY SIZE SPECIFIED ARE MINIMUM VALUES AND MAY VARIETY.



EKO ECONOMISER

INFORMATION AND MATERIAL QUALITY

- Our company is EKOTEK, Trademark registered and controlled and audited by ISO 9001:2015 quality management system.
- Welding operations are carried out by certified welders in accordance with approved WPS and WPQR.
- The products used in production are all certified materials.
- Our products are manufactured according to EN288, EN287-1 using S235JR quality sheet.
- Our products are manufactured using boiler pipes made of steel of higher quality than P235GH in TS EN 10217-2 norm.
- As Ekotek heat technologies, we offer important advantages to

your business with our expert solutions in energy saving.

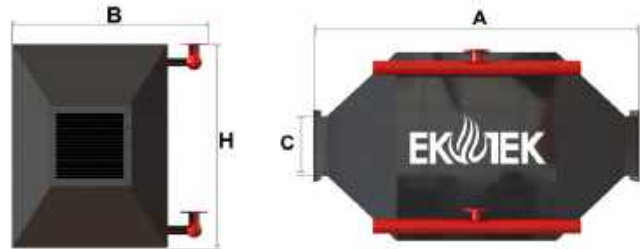
- Ekotek has proven itself with its domestic and international sales that have adopted the principle of working quality and customer-oriented in the heating sector with its experienced employees.
- Ekotek economizers make use of the waste heat of the flue gases; These are the devices that provide hot air and domestic hot water needs in the heating of the feed water.
- Economizer indoor unit is manufactured from 316 L stainless seamless pipes upon request.

HIGH CAPACITY HIGH EFFICIENCY

- Provides maximum energy saving with high heat transfer.
- It provides easy adaptation to the place to be mounted with its flanged connection.
- Quality passes control at every stage of production.
- Our economizer models are designed to provide maximum heat transfer with finned pipe

100% SAFE, USER-FRIENDLY

- To benefit from the energy of the flue gas by cooling it to the temperature that it cannot corrode and thus to provide maximum fuel saving by keeping the boiler thermal efficiency at a high value; It is designed to make the most of heat conduction.
- With its aesthetic appearance, it adapts to the environment it is in.
- It provides ease of use with its dimensions suitable for your business.
- Easily cleaned with a suitable manufacturing structure.



DESİNG	BOILER CAPACITY TO BE USED	ECONOMIZER CAPACITY	SMOKE GAS INLET - OUTLET TEMPERATURE	FEED WATER INLET-OUTLET TEMPERATURE	FEED WATER INLET-OUTLET FLANGE	DIMENSIONS (MM)				WATER FLOW RATE	WEIGHT
	KCAL/H	KCAL/H				A (mm)	B (mm)	C (mm)	H (mm)	KG/H	KG
EKO EKONOMİZER - 1	1.000.000	65.000				1170	1065	300x300	870	2000	1400
EKO EKONOMİZER - 2	2.000.000	125.000	240/130	102/135	DN25	1270	1275	350x350	1220	4000	2000
EKO EKONOMİZER - 3	3.000.000	200.000	240/130	102/135	DN32	1470	1275	400x400	1430	6000	2400
EKO EKONOMİZER - 4	4.000.000	255.000	240/130	102/135	DN40	1670	1625	500x500	1515	8000	2800
EKO EKONOMİZER - 5	5.000.000	320.000	240/130	102/135	DN40	1770	1625	550x550	1915	10000	3300
EKO EKONOMİZER - 6	6.000.000	375.000	240/130	102/135	DN40	1870	1625	600x600	2300	12000	4000
EKO EKONOMİZER - 8	8.000.000	500.000	240/130	102/135	DN50	2070	1910	700x700	2445	16000	5000
EKO EKONOMİZER - 10	10.000.000	650.000	240/130	102/135	DN50	2270	2325	800x800	2350	19000	6200
EKO EKONOMİZER - 12	12.000.000	750.000	240/130	102/135	DN65	2470	2325	900x900	2880	22000	6500
EKO EKONOMİZER - 15	15.000.000	900.000	240/130	102/135	DN80	2670	2325	1000x1000	3430	28000	7200

OUR COMPANY HAS THE RIGHT TO MAKE SIZE, WEIGHT AND CHANGE MODELS WITHOUT NEWS.



CONDANSATE TANK

INFORMATION AND MATERIAL QUALITY

- Our company is EKOTEK, Trademark registered and controlled and audited by ISO 9001: 2015 quality management system.
- Welding operations are carried out by certified welders in accordance with approved WPS and WPQR.
- The products used in production are all certified materials.
- Our products are manufactured according to EN288, EN287-1 using P 265 GH and P 355 GH quality sheet.
- Our products are produced using boiler pipes made of steel of higher quality, P235GH in TS EN 10217-2 norm.
- Ideal Boiler feed water temperature should be 85 °C.
- Steam used as a heating fluid in the Condensate System, transfers the heat energy within its body to the boiler feed water through the energy transfer method during condensation. In this way, the temperature of the boiler feed water is raised.
- Upon request, temperature control automation in the condensate tank can be provided with a thermostatic valve.

HIGH CAPACITY HIGH EFFICIENCY

- Thermal shocks caused by cold condensate are prevented in the boiler.
- The condensate tank prevents the discharge of energy into the atmosphere and provides heat recovery.
- It is manufactured in two different types as horizontal and upright.

100% SAFE, USER-FRIENDLY

- The feed water in the tank is heated by heating coil or open steam inlet.
- Depending on the customer request; The condensate tank is insulated with sheet metal over rock wool and heat losses from the system to the external environment are prevented.
- Since the feed water does not lose its energy in the condensate tank, the amount of energy to be given by the boiler is reduced. Thus, it saves fuel.
- Delivered as a package (with all accessories) depending on customer request.



DESING	CAPACITY	DIMENSIONS (MM)					SHEET THICK-NESS	BOMB DEPTH	WATER INLET	WATER OUTLET	DISCHARGE FLANGE	WEIGHT
		LT	A (mm)	B (mm)	C (mm)	H (mm)						
EKO KONDENS TANK 1	1000	1000	350	1060	1500	1510	5	180	32	40	40	325
EKO KONDENS TANK 2	2000	1000	350	1220	1500	2550	5	180	32	40	40	450
EKO KONDENS TANK 3	3000	1250	350	1400	1750	2750	5	220	32	40	40	575
EKO KONDENS TANK 4	4000	1400	350	1400	1900	2750	5	220	32	40	40	680
EKO KONDENS TANK 5	5000	1600	350	1500	2100	2850	5	220	32	40	40	790
EKO KONDENS TANK 6	6000	1600	350	1900	2100	3250	5	220	32	40	40	870
EKO KONDENS TANK 7	7000	1600	350	2400	2100	3750	5	220	32	40	40	980
EKO KONDENS TANK 8	8000	1600	350	2800	2100	4210	5	220	32	40	40	1090
EKO KONDENS TANK 9	9000	1600	350	3400	2100	4800	5	220	32	40	40	1210
EKO KONDENS TANK 10	10000	1600	500	4000	2100	5350	5	220	32	40	40	1320
EKO KONDENS TANK 11	11000	1750	500	3350	2250	4750	5	220	32	40	40	1440
EKO KONDENS TANK 12	12000	1750	500	3900	2250	5250	5	220	32	40	40	1530
EKO KONDENS TANK 13	13000	1750	500	4100	2250	5750	5	220	32	40	40	1650
EKO KONDENS TANK 14	14000	1750	500	4500	2250	6100	5	220	32	40	40	1750
EKO KONDENS TANK 15	15000	1750	500	5000	2250	6650	6	260	32	40	40	1855
EKO KONDENS TANK 16	16000	1850	600	4600	2350	6250	6	260	32	40	40	1960
EKO KONDENS TANK 17	17000	1850	600	5000	2350	6650	6	260	32	40	40	2080
EKO KONDENS TANK 18	18000	1850	600	5200	2350	7000	6	260	32	40	40	2210
EKO KONDENS TANK 19	19000	2000	600	4850	2500	6500	6	260	32	40	40	2340
EKO KONDENS TANK 20	20000	2000	600	5100	2500	6750	6	320	32	40	40	2450
EKO KONDENS TANK 22	22000	2000	600	5450	2500	7300	6	320	32	40	40	2570
EKO KONDENS TANK 23	23000	2000	600	5750	2500	7600	6	320	32	40	40	2585
EKO KONDENS TANK 24	24000	2000	600	6200	2500	8000	6	320	32	40	40	2810
EKO KONDENS TANK 25	25000	2000	600	6600	2500	8250	6	320	32	40	40	2950
EKO KONDENS TANK 30	30000	2150	600	6750	2500	8250	6	320	32	40	40	3470

OUR COMPANY HAS THE RIGHT TO MAKE SIZE, WEIGHT AND CHANGE MODELS WITHOUT NEWS.



STEAM ACCUMULATORS TANK

GENEL BİLGİLER

- Some businesses (EPS, Glass, Cardboard) need peak steam loads that are three to four times the average loads. This peak load requirement takes a few minutes.
- Selecting the boiler at large capacity to meet these intense loads means both initial investment cost and more energy costs than normal loads for most enterprises.
- Boilers can meet fluctuations in steam demand to some extent. Energy is stored in boilers in the form of hot water at saturated temperature. If the steam demand of the process suddenly increases, the pressure in the boiler drops. Steam storage tank meets high steam demand.

BUHAR AKÜMÜLASYON TANKI TASARIMI

- The steam accumulation tank is produced in the desired pressure, either flat or vertical cylindrical, with dome head and insulated. They are shipped with operating and safety equipment.

İŞLETME VE EMNİYET DONANIMLARI

- Accumulation tank body
- Steam inlet valve
- Air valve
- Steam inlet check valve
- Steam outlet valve
- Steam outlet check valve
- By-pass valve
- Control valve inlet and outlet valves
- Control valve inlet strainer
- Water inlet valve
- Bottom Bluff valve
- Water level indicator and blowdown valve
- Traps
- Manometer
- Safety valve



BUHAR AKÜMÜLASYON TANKININ YARARLARI

- Provides steam balance against fast loads
- Optimum selection of steam boiler capacity
- Reduced water supply to the steam boiler
- Steam boiler runs less.
- It provides fuel saving and energy saving



DESİNG	CAPACITY	DIMENSIONS (MM)				WEIGHT
	(LT)	A (mm)	B (mm)	H (mm)	L (mm)	KG
EKO AKÜ 100	100	450	250	750	1250	67
EKO AKÜ 150	150	490	250	790	1300	72
EKO AKÜ 200	200	510	250	820	1300	90
EKO AKÜ 300	300	550	250	900	1750	100
EKO AKÜ 400	400	575	250	935	1850	150
EKO AKÜ 500	500	650	300	1000	1950	165
EKO AKÜ 600	600	700	300	1100	2050	180
EKO AKÜ 750	750	750	300	1100	2150	245
EKO AKÜ 1000	1000	750	300	1100	2400	300
EKO AKÜ 1500	1500	900	300	1325	2650	375
EKO AKÜ 2000	2000	1000	350	1400	2650	480
EKO AKÜ 3000	3000	1100	350	1500	3150	690
EKO AKÜ 4000	4000	1200	350	1600	3550	1070
EKO AKÜ 5000	5000	1250	350	1650	4000	1210

OUR COMPANY HAS THE RIGHT TO MAKE SIZE, WEIGHT AND CHANGE MODELS WITHOUT NEWS.



DEGASSER TANK

INFORMATION AND MATERIAL QUALITY


- Our company is EKOTEK, Trademark registered and controlled and audited by ISO 9001: 2015 quality management system.
- Welding operations are carried out by certified welders in accordance with approved WPS and WPQR.
- The products used in production are all certified materials.
- Our products are manufactured according to EN288, EN287-1 using P 265 GH and P 355 GH quality boiler sheet.
- Degasifier is made of 316L stainless sheet.
- Degasifier performs degassing at 102 ° C temperature and 0.2 Bar pressure.
- The Degasifier; It is used for O² and CO² degasses, which are freely available in the condensate tank. In this way, it prevents punctures that may occur in the form of lentils in the body of the boiler.

HIGH CAPACITY HIGH EFFICIENCY

- It is manufactured in required diameter and size and thickness in accordance with capacity.
- It is manufactured from flat cylindrical, dished head type P 265 GH or P 355 GH boiler sheet according to the type of degassor and boiler room settlement situation
- The exterior surfaces of the degasser tank are painted with two layers of anti-rust paint.
- It is covered with a suitable density and thickness insulation material.

100% SAFE, USER-FRIENDLY

- Optionally, it is coated with galvanized, aluminum or stainless sheet.
- There are Dom connection flange and required armature connection flanges on the tank.
- It has a steam distribution collector and pipes for mixing type heating at its base.
- Centrifugal or stepped type pumps are used to supply the level of the degasser and optionally with water.



DESİNG	AMOUNT OF WATER DEGASSED	TANK VOLUME	DIMENSIONS (MM)				WEIGHT
	m ³ /h	LT	A (mm)	B (mm)	L (mm)	H (mm)	KG
EKO DGT 1	1	1000	950	1250	1850	2450	420
EKO DGT 2	2	2000	1250	1450	2400	2950	530
EKO DGT 3	3	2000	1250	1450	2400	2950	530
EKO DGT 4	4	2500	1300	1450	2400	3000	700
EKO DGT 5	5	3000	1400	1750	2950	3500	890
EKO DGT 6	6	3500	1400	1750	3100	3500	950
EKO DGT 7	7	4000	1700	1800	2950	3700	1100
EKO DGT 8	8	4500	1700	1800	3100	3700	1320
EKO DGT 9	9	4750	1750	1800	3100	3750	1400
EKO DGT 10	10	5000	1800	2100	3200	4100	1650
EKO DGT 15	15	7000	1800	2100	3950	4150	1975
EKO DGT 20	20	10000	1800	2100	5700	4200	2260
EKO DGT 25	25	13000	1950	2200	7300	4350	2900
EKO DGT 30	30	16000	1950	2450	8750	4750	3750
EKO DGT 40	40	20000	2200	2750	7400	5200	5200
EKO DGT 50	50	25000	2200	2750	8750	5200	6750
EKO DGT 60	60	30000	2450	2750	9250	5200	8100

OUR COMPANY HAS THE RIGHT TO MAKE SIZE, WEIGHT AND CHANGE MODELS WITHOUT NEWS.

CHIMNEY WET FILTER SYSTEM

INFORMATION AND MATERIAL QUALITY

- Our company is EKOTEK, Trademark registered and controlled and audited by ISO 9001: 2015 quality management system. It complies with TSE standards.
- Welding operations are carried out by certified welders in accordance with approved WPS and WPQR.
- The products used in production are all certified materials.
- Using wet flue filters at the chimney outlets of high capacity boilers. The particles in the air to be thrown out are reduced by further washing.
- As the incoming flue gas passes through the expanding wet flue filter chamber, it encounters water spraying from the nozzles.
- It provides washing of particles by spraying pressurized water on the flue gas.
- Nozzles pulverize the water and provide filtration as a result of the encounter of harmful particles and institutions carried in the smoke.
- While the water sprayed in the wet system flue filter falls down, it gets dirty by holding particles and soot. Contaminated water accumulates in the reservoir and is discarded from the drain below.
- Wet system flue filters must be designed in certain proportions and widths to operate efficiently and provide the necessary values in measurements, and spraying a sufficient amount of water.
- Production wet chimney filter systems; It is an indispensable solution for a cleaner release of air into the atmosphere in apartments, restaurants, factories, residences, and in all areas where solid fuels are used.
- The material used in our wet filter manufacturing, 316L CHROME NICKEL Stainless material is used.

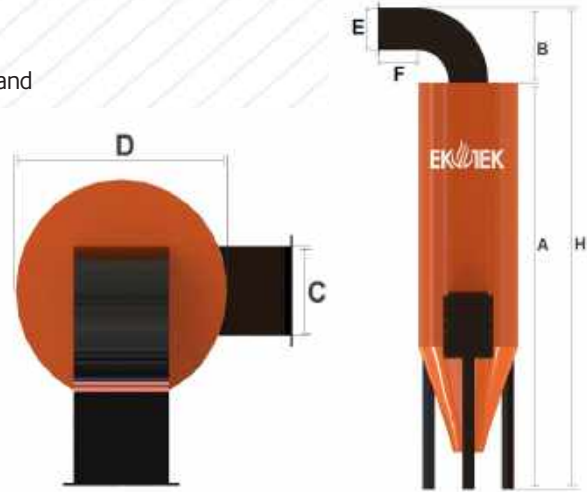


HIGH CAPACITY HIGH EFFICIENCY

- It keeps the air clean by 90% since it regulates the carbon dioxide rate.
- Keeps the environment clean as the ash in the smoke retains the soot and particles.
- Water consumption is minimum.

100% SAFE, USER-FRIENDLY

- Our necessary calculations and designs are made before our productions and then the production starts.
- Easy to assemble and maintain.



DESING	DIMENSIONS (MM)							WEIGHT KG
	A (mm)	B (mm)	C (mm)	D (mm)	E (mm)	F (mm)	H (mm)	
EKO SDF 50	2100	240	160	500	160	250	2300	310
EKO SDF 62,5	2200	250	170	625	170	250	2450	475
EKO SDF 72	2450	340	220	720	220	250	2800	540
EKO SDF 84	2850	400	280	840	280	250	3250	730
EKO SDF 100	3150	475	325	1000	325	250	3625	870
EKO SDF 115	3800	600	400	1150	400	500	4400	950
EKO SDF 125	4200	750	600	1250	600	500	5000	1050
EKO SDF 150	5000	800	625	1500	625	500	5800	1260
EKO SDF 175	5900	900	750	1750	750	500	6800	1400
EKO SDF 200	6750	1250	1000	2000	1000	500	8000	1675
EKO SDF 240	8100	1500	1200	2400	1500	750	9500	2450
EKO SDF 300	10000	1875	1500	3000	1500	750	12000	3200

OUR COMPANY HAS THE RIGHT TO MAKE SIZE, WEIGHT AND CHANGE MODELS WITHOUT NEWS.



CYCLONE FILTER

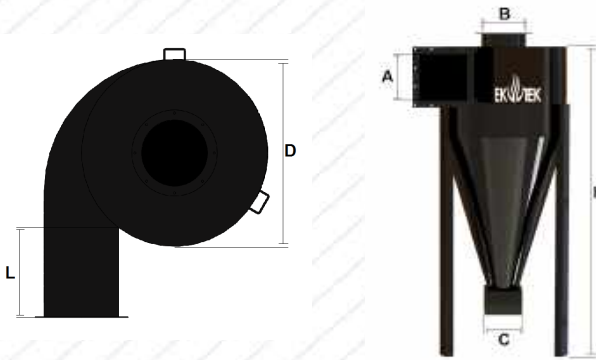
INFORMATION AND MATERIAL QUALITY

- Our company is EKOTEK, Trademark registered and controlled and audited by ISO 9001: 2015 quality management system.
- Welding operations are carried out by certified welders in accordance with approved WPS and WPQR.
- The products used in production are all certified materials.
- Our products are manufactured according to EN288, EN287-1 using S 235 JR quality sheet. The dusty gas entering the cyclone tangentially from the cyclone inlet with high speed is given a helical flow form through the cyclone construction, and particles with a higher density than the carrier medium are directed to the cyclone walls with how many forces.
- Particles that lose their inertia due to the sudden speed change in the cyclone flow through the cyclone wall and flow into the lower conical collection bunker. As a result of this mechanism, the gas free from the dust it contains is expelled from the upper part of the cyclone through the outlet pipe in the center of the cyclone.
- S 235 JR quality material in various thicknesses depending on the abrasive properties of the dust particle or It can be manufactured from Cr-Ni stainless material.

- It is generally used for holding ash and soot formed as a result of burning solid fuels, especially coal in fuel boilers.
- It is used in the flue gas washing and filtering systems for the purpose of holding and separating the particles in the flue gases containing fly ash and soot.
- With the cyclone filter design made according to the

HIGH CAPACITY HIGH EFFICIENCY

- characteristic feature of the dust particles that will be subjected to separation, an effective filter process is achieved by increasing the filter efficiency of the cyclones to the highest value.
- Cyclone filter design is made by considering various parameters such as density of dust particle to be filtered and particle size.



100% SAFE, USER-FRIENDLY

- Classic cyclones are specially designed and manufactured for all capacities and gases.
- In the cyclone filters, the solid phase dust particles drifting in the air stream by dripping in the air stream are separated from the air by the effect of the centrifugal force created in the cyclone filter and filtered.
- Our cyclone filter productions can be used optionally in all types of boilers.
- Easy to assemble and maintain.

DESING	DIMENSIONS (MM)						WEIGHT
	A (mm)	B (mm)	C (mm)	D (mm)	L (mm)	H (mm)	KG
EKO SIKLON 50	170	160	175	500	250	900	75
EKO SIKLON 62,5	200	170	175	625	250	1150	90
EKO SIKLON 72	200	220	200	720	250	1350	105
EKO SIKLON 84	250	280	200	840	350	1500	130
EKO SIKLON 100	300	325	250	1000	350	1600	160
EKO SIKLON 115	400	400	250	1150	350	1700	185
EKO SIKLON 125	500	500	300	1250	400	1850	200
EKO SIKLON 150	600	625	300	1500	400	1975	230
EKO SIKLON 175	750	750	500	1750	500	2400	375
EKO SIKLON 200	1000	1000	600	2000	500	2750	460
EKO SIKLON 240	1200	1200	750	2400	500	3250	610

OUR COMPANY HAS THE RIGHT TO MAKE SIZE, WEIGHT AND CHANGE MODELS WITHOUT NEWS.



ABOVE GROUND FUEL TANK EKO TS YT SERIES ABOVE GROUND FUEL TANK

INFORMATION AND MATERIAL QUALITY

- Our company is EKOTEK, Trademark registered and controlled and audited by ISO 9001: 2015 quality management system.
- Welding operations are carried out by certified welders in accordance with approved WPS and WPQR.
- The products used in production are all certified materials.
- Our products are produced in accordance with TS EN 12285 - 2 Standard and 2014/68 / EU Pressure Vessels Directive and have CE certificate.
- Tanks produced in TS EN 12285 TS 712 standards are produced from S235 JR sheet and welded.


HIGH CAPACITY HIGH EFFICIENCY

- Fuel Tanks are evaluated as underground / surface fuel tanks in two groups and body thicknesses are determined by making calculations according to the standards according to the volume of the fluid in it.
- The tightness controls of the fuel tanks are provided by hydrostatic testing.
- Aboveground fuel tanks heat central fuel needs - These are tanks used to store fuel and oil underground conditions in situations such as vehicle fuel needs.
- The underground fuel tanks are painted with filinkot paint and grounded with a magnesium anode rod to prevent static electrification and decay.
- Material sizes and thicknesses to be used in underground and surface fuel tanks are specified in the table in TS EN 12885 standard.



100% SAFE, USER-FRIENDLY

- Our tanks are produced in Single and Double skin.
- Above ground fuel tanks produced between 1.000L and 100.000L
- and intended for liquid fuel storage are produced without heaters according to the type of fuel used.
- Level indicator is available.
- Air compartment is available.
- It is made with and without insulation, and a heater can be connected to our tanks



DESING	VOLUME	DIMENSIONS (MM)						AIR RELEASE	FILLING	CLEANING	FUEL OUTPUT	WEIGHT
	LİTRE	A (mm)	B (mm)	C (mm)	D (mm)	H (mm)	L (mm)					
EKO TS YT 1	1000	1100	1150	350	1000	1950	1500	1 1/2"	2 1/2"	2"	2"	315
EKO TS YT 3	3000	1350	1200	350	1250	2200	2750	1 1/2"	2 1/2"	2"	2"	575
EKO TS YT 5	5000	1700	1500	350	1600	2550	2850	1 1/2"	2 1/2"	2"	2"	790
EKO TS YT 7	7000	1700	2250	350	1600	2550	3700	1 1/2"	2 1/2"	2"	2"	980
EKO TS YT 10	10000	1700	4200	350	1600	2550	5350	1 1/2"	2 1/2"	2"	2"	1300
EKO TS YT 13	13000	1700	5500	500	1600	2550	6900	1 1/2"	2 1/2"	2"	2"	1600
EKO TS YT 16	16000	1700	7000	500	1600	2700	8500	1 1/2"	2 1/2"	2"	2"	1900
EKO TS YT 20	20000	2100	5600	600	2000	2950	7100	1 1/2"	2 1/2"	2"	2"	2450
EKO TS YT 25	25000	2100	6950	600	2000	2950	8600	1 1/2"	2 1/2"	2"	2"	2900
EKO TS YT 30	30000	2100	8600	600	2000	3100	10100	1 1/2"	2 1/2"	2"	2"	3450
EKO TS YT 40	40000	2600	7250	900	2500	3450	9100	2"	2 1/2"	2 1/2"	2"	4450
EKO TS YT 50	50000	2600	8800	900	2500	3450	10750	2"	2 1/2"	2 1/2"	2"	5300
EKO TS YT 60	60000	2600	10800	900	2500	3450	12500	2"	2 1/2"	2 1/2"	2"	6350
EKO TS YT 80	80000	3000	10300	1250	2900	3800	12750	2"	2 1/2"	2 1/2"	2"	9950
EKO TS YT 100	100000	3000	13500	1250	2900	3800	16000	2"	2 1/2"	2 1/2"	2"	11600

OUR COMPANY HAS THE RIGHT TO MAKE SIZE, WEIGHT AND CHANGE MODELS WITHOUT NEWS.



CENTRAL SYSTEM 3 PASS

MANUAL LOADING SOLID FUEL ECO 3G M SERIES

INFORMATION AND MATERIAL QUALITY

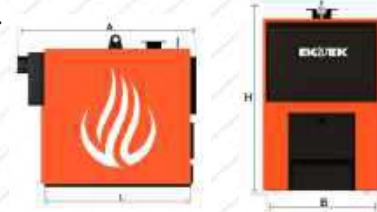
- Our company is EKOTEK, Trademark registered and controlled and audited by ISO 9001: 2015 quality management system. Our products are TSE CERTIFIED products.
- Welding operations are carried out by certified welders in accordance with approved WPS and WPQR.
- The products used in production are all certified materials.
- Our boilers manufactured in TS EN 497 standards are certified with 97/23 / EC Pressure Equipment regulation module H Full Quality Assurance.
- Our products are manufactured using ST-37 quality sheet metal.
- Our products are produced by using boiler pipes made of P235GH and higher quality steel in TS EN 10217-2 norm.
- With the insulation we make in our boilers, we minimize heat losses and save fuel.
- Antifreeze can be used in our boilers against the risk of freezing in optional installations.
- Our boilers designed for single and double floor houses that can fit in the narrowest places are, COAL, OLIVE SEEDS, HAZELNUT SHELL, etc. in the range of 80.000 Kcal / h - 1.500.000 Kcal / h. they can burn granular fuels and they are high efficiency boilers.
- Our products do not cause noise pollution with silent operation.
- Primer and Secondary air sent by fan; provides a controlled and clean smokeless combustion.

HIGH CAPACITY HIGH EFFICIENCY

- It provides maximum heat transfer and fuel saving by distributing the heat obtained equally to all surfaces with its three-pass design.
- Fuel tank provides high heating surface 1-3 days burning duration without the need for stoker.
- More heating is provided with less fuel.
- With the thermostat control, the water temperature is kept constant and fuel saving reaches the highest levels.

100% SAFE, USER-FRIENDLY

- Large loading door offers easy loading and cleaning.
- It is safe. No explosion occurs due to compression of flammable gases.
- It is noticed with its compatibility with its stylish appearance in its environment.
- It is easy to assemble.
- It is easy to maintain.



DESING	CAPACITY		CHIMNEY	DIMENSIONS (MM)				WATER	WATER	SAFETY EXPANSION BALANCE	DISCHARGE SLEEVE	WATER	OPERATING PRESSURE	WEIGHT
	KCAL/H	KW		A (mm)	B (mm)	H (mm)	L (mm)	INLET	OUTLET			VOLUME		
			SG					ŞÇ	R	R	LT	BAR	KG	
EKO 3G P 25M	25.000	29	170	925	650	1190	500	1 - 1/4"	1 - 1/4"	3/4	1/2"	125	2	342
EKO 3G P 40M	40.000	46	170	925	650	1310	500	1 - 1/4"	1 - 1/4"	3/4	1/2"	155	2	395
EKO 3G P 60M	60.000	69	170	1140	650	1470	700	1 - 1/2"	1 - 1/2"	3/4	1/2"	185	2	503
EKO 3G YS 80M	80.000	93	220	1550	790	1415	1070	2"	2"	1"	1"	230	3	728
EKO 3G YS 100M	100.000	116	220	1620	830	1440	1130	2"	2"	1"	1"	255	3	722
EKO 3G YS 130M	130.000	151	220	1755	870	1610	1255	DN50 PN6/10	DN50 PN6/10	1 - 1/4"	1"	315	3	865
EKO 3G YS 150M	150.000	174	220	1895	870	1610	1385	DN50 PN6/10	DN50 PN6/10	1 - 1/4"	1"	360	3	1165
EKO 3G YS 160M	160.000	186	220	1895	970	1685	1385	DN65 PN6/10	DN65 PN6/10	1 - 1/4"	1"	380	3	1192
EKO 3G YS 200M	200.000	232	270	2250	1100	1770	1620	DN65 PN6/10	DN65 PN6/10	1 - 1/2"	1"	485	3	1570
EKO 3G YS 250M	250.000	290	320	2370	1160	1830	1740	DN80 PN6/10	DN80 PN6/10	1 - 1/2"	1"	610	3	1765
EKO 3G YS 300M	300.000	348	400	2370	1300	2075	1740	DN80 PN6/10	DN80 PN6/10	1 - 1/2"	1"	650	3	2075
EKO 3G YS 350M	350.000	406	400	2370	1400	2075	1740	DN80 PN6/10	DN80 PN6/10	1 - 1/2"	1"	910	3	2395
EKO 3G YS 400M	400.000	465	400	2720	1400	2075	1940	DN80 PN6/10	DN80 PN6/10	1 - 1/2"	1"	960	3	2590
EKO 3G YS 500M	500.000	581	400	3110	1520	2205	2330	DN100 PN6/10	DN100 PN6/10	2"	1"	1155	4	3305
EKO 3G YS 600M	600.000	697	400	3110	1620	2335	2330	DN100 PN6/10	DN100 PN6/10	2"	1"	1205	4	4090
EKO 3G YS 700M	700.000	813	450	3110	1740	2385	2330	DN100 PN6/10	DN100 PN6/10	2"	1"	1465	4	4675
EKO 3G YS 800M	800.000	930	450	3550	1740	2385	2625	DN100 PN6/10	DN100 PN6/10	2"	1"	1960	4	5215
EKO 3G YS 900M	900.000	1.046	450	3850	1740	2385	2925	DN100 PN6/10	DN100 PN6/10	2"	1"	2210	4	5905
EKO 3G YS 1000M	1.000.000	1.162	500	3850	1860	2480	2925	PN125 DN6/10	PN125 DN6/10	2"	1"	2955	5	6075
EKO 3G YS 1250M	1.250.000	1.453	500	4450	1960	2580	3500	PN125 DN6/10	PN125 DN6/10	2"	1"	3160	5	7215
EKO 3G YS 1500M	1.500.000	1.744	550	4450	1960	2655	3500	PN125 DN6/10	PN125 DN6/10	2 - 1/2"	1"	3280	5	7915

OUR COMPANY HAS THE RIGHT TO MAKE SIZE, WEIGHT AND CHANGE MODELS WITHOUT NEWS.



TASARRUF SERİSİ SAVING SERIES

INDIVIDUAL AUTOMATIC 3G SOLID FUEL HEATING

INFORMATION AND MATERIAL QUALITY

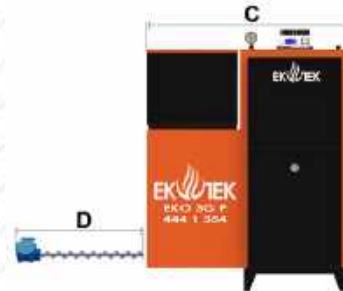
- Our company is EKOTEK, Trademark registered and controlled and audited by ISO 9001:2015 quality management system. Our products are TSE CERTIFIED products.
- Welding operations are carried out by certified welders in accordance with approved WPS and WPQR.
- The products used in production are all certified materials.
- Our boilers manufactured in TS EN 497 standards are certified with 97/23 / AT Pressure Equipment regulation module H Full Quality Assurance.
- Our products are manufactured using S 235 JR quality sheet.
- Our products are produced using boiler pipes made of steel of higher quality, P235GH in TS EN 10217-2 norm.
- With the insulation we make in our boilers, we minimize heat losses and save fuel.
- Although it is optional in our boilers, antifreeze can be used against the freezing risk in the installation.
- Our boilers designed for single and double floor houses that can fit in the narrowest places are COAL, OLIVE SEEDS etc. It can burn granular fuel and they are high efficiency boilers.

HIGH CAPACITY HIGH EFFICIENCY

- Primer sent air with the help of fan; provides a controlled and clean smokeless combustion.
- Fuel supply is from the bottom and direct contact of the flame combustion chamber is provided.
- More heating is provided with less fuel.
- Its three-pass design distributes the heat obtained equally to all surfaces, providing maximum heat transfer or fuel savings
- With its capacities in the range of 25,000 - 60,000 KCAL / h, it provides ease of use in individual warming.
- With the thermostat control, the water temperature is kept constant and fuel saving reaches the highest levels.

100% SAFE, USER-FRIENDLY

- Fuel tanks are designed to last 1 day.
- Our boilers do not cause noise pollution with their silent operation.
- It provides 40% fuel saving compared to manual feed boilers.
- It is safe. No explosion occurs due to compression of flammable gases.
- It is noticed with its compatibility with its stylish appearance in its environment.
- It is easy to assemble.
- It is easy to maintain.



DESİNG	CAPACITY		CHIMNEY ÇAPI mm	DIMENSIONS (MM)						FUEL TANK		WATER		SAFETY EX- PANSION - BALANCE R	DISCHAR- GE SLEEVE R	WATER VOLUME LT	OPERATING PRESSURE BAR	WEIGHT KG
	KCAL/H	KW		A (mm)	B (mm)	C (mm)	D (mm)	H (mm)	L (mm)	CAPACITY KG		INLET	OUTLET					
										COAL	OLIVE HUSK							
TASARRUF SAVING 25A	25.000	29	170	940	645	1140	730	1160	500	85	75	1 - 1/4"	1 - 1/4"	3/4	1/2"	125	2	367
TASARRUF SAVING 40A	40.000	46	170	965	645	1140	730	1300	500	85	75	1 - 1/4"	1 - 1/4"	3/4	1/2"	155	2	413
TASARRUF SAVING 60A	60.000	69	170	1190	700	1190	750	1465	700	125	100	1 - 1/2"	1 - 1/2"	3/4	1/2"	185	2	525

OUR COMPANY HAS THE RIGHT TO MAKE SIZE, WEIGHT AND CHANGE MODELS WITHOUT NEWS.



OBÜS SERİSİ OBÜS SERIES

INDIVIDUAL HEATING OBUS AUTOMATIC LOADED SOLID FUEL EKO 4G

INFORMATION AND MATERIAL QUALITY

- Our company is EKOTEK, Trademark registered and controlled and audited by ISO 9001: 2015 quality management system. Our products are TSE CERTIFIED products.
- Welding operations are carried out by certified welders in accordance with approved WPS and WPQR.
- The products used in production are all certified materials.
- Our boilers manufactured in TS EN 497 standards are certified with 97/23 / AT Pressure Equipment regulation module H Full Quality Assurance.
- Our products are manufactured using S235 JR quality sheet.
- Our products are produced by using boiler pipes made of P235GH and higher quality steel in TS EN 10217-2 norm.
- With the insulation we make in our boilers, we minimize heat losses and save fuel.
- Although it is optional in our boilers, antifreeze can be used against the freezing risk in the installation.
- Our boilers designed for single and double floor houses that can fit in the narrowest places are COAL, OLIVE SEEDS etc. It can burn granular fuel and they are high efficiency boilers.
- Being 4-pass ensures the highest level of fuel savings, while the tubular wood burning chamber provides efficiency and wood burning.
- Primer sent air with the help of fan; provides a controlled and clean smokeless combustion.

HIGH CAPACITY HIGH EFFICIENCY

- Fuel supply is at the bottom and direct contact of the flame to the combustion chamber is provided.
- More heating is provided with less fuel.
- With the thermostat control, the water temperature is kept constant and fuel saving reaches the highest levels

100% SAFE, USER-FRIENDLY

- It provides 40% fuel saving compared to manual feed boilers.
- The fuel tank is designed to last 1 day.
- It is safe. No explosion occurs due to compression of flammable gases.
- It is noticed with its compatibility with its stylish appearance in its environment.
- Our boilers do not cause noise pollution with their silent operation.
- It is easy to assemble.
- Easy to Maintain



DESİNG	CAPACITY		CHIMNEY	DIMENSIONS (MM)						FUEL TANK		WATER	WATER	SAFETY EXPANSION - BALANCE	DISCHARGE SLEEVE	SMOKE PIPE DIMENSIONS	WATER	OPE-RATING PRESSURE	WEIGHT		
	KCAL/H	KW	ÇAPI mm	A (mm)	B (mm)	C (mm)	H (mm)	L (mm)	D (mm)	CAPACITY KG		INLET	OUTLET				VOLUME			BAR	KG
										COAL	OLIVE HUSK	SG	ŞÇ								
OBÜS 25A	25.000	29	170	1050	550	950	1185	500	650	85	75	1 - 1/4"	1 - 1/4"	3/4	1/2"	57	125	2	367		
OBÜS 40A	40.000	46	170	1085	635	990	1200	500	730	85	75	1 - 1/4"	1 - 1/4"	3/4	1/2"	76.1	164	2	437		
OBÜS 60A	60.000	69	170	1150	650	1250	1300	770	750	125	100	1 - 1/2"	1 - 1/2"	3/4	1/2"	76.1	199	2	556		
OBÜS 80A	80.000	93	200	1150	650	1350	1450	800	750	125	100	1 - 1/2"	1 - 1/2"	3/4	1/2"	76.1	230	3	720		
OBÜS 100A	100.000	116	220	1150	650	1500	1550	1000	750	125	100	1 - 1/2"	1 - 1/2"	3/5	1/2"	76.1	260	3	880		

OUR COMPANY HAS THE RIGHT TO MAKE SIZE, WEIGHT AND CHANGE MODELS WITHOUT NEWS.



MEŞALE SERİSİ TORCH SERIES


CENTER SYSTEM 3G AUTOMATIC LOADING HEATING

INFORMATION AND MATERIAL QUALITY

- Our company is registered with EKOTEK, Brand and iso 9001:2015 quality direction-tim system is controlled and controlled by. With the product- the track err is TSE CERTIFIED products.
- Welding operations are carried out by certified welders in accordance with approved WPS and WPQRs.
- All products used in production are certified materials.
- Our boilers produced in TS EN 497 standards are certified with 97/23 / AT Pressure Equipment regulation module H Full Quality Assurance.
- Our products are manufactured using S235 JR quality sheet.
- Our products are manufactured by using standard boiler tubes of P235GH and higher quality in TS EN 10217-2 norm.
- The central system can be designed as single and double floors that can fit in the narrowest spaces. Coal, OLIVE SEED, HAZELNUT SHELL, etc. in the range of 80.000 Kcal / h - 1.500.000 Kcal / h. they can burn granular fuels and they are high efficiency boilers.
- Primer air sent through the fan; provides a controlled and clean smokeless combustion.


HIGH CAPACITY HIGH EFFICIENCY

- Fuel supply is from the bottom and direct contact of the flame with the combustion chamber is provided.
- Its three-pass design distributes the heat obtained equally to all surfaces, providing maximum heat transfer and fuel savings.
- More heating is provided with less fuel.
- With the thermostat control, the water temperature is kept constant and fuel saving reaches the highest levels.



100% SAFE, USER-FRIENDLY

- It provides 40% fuel saving compared to manual feed boilers.
- It is safe. No explosion occurs due to compression of flammable gases.
- Our boilers do not cause noise pollution with their silent operation.
- It is noticed with its compatibility with its stylish appearance in its environment.
- It is easy to assemble.
- It is easy to maintain.
- With the insulation we make in our boilers, we minimize heat losses and save fuel.



DESİNG	CAPACITY		CHIMNEY ÇAPI mm	DIMENSIONS (MM)							FUEL TANK		WATER		SAFETY EX- PANSION - BALANCE	DISCHAR- GE SLEEVE	WATER VOLUME	OPE- RATING PRESSURE	WEIGHT
	KCAL/H	KW		A (mm)	B (mm)	C (mm)	D (mm)	H (mm)	L (mm)	CAPACITY KG		INLET	OUTLET						
										COAL	OLIVE SEEDS	SG	ŞÇ	R	R	LT	BAR	KG	
MEŞALE / TORCH 80A	80.000	93	220	1360	760	1675	850	1350	1200	150	125	2"	2"	1"	1"	230	3	763	
MEŞALE / TORCH 100A	100.000	116	220	1360	760	1875	850	1350	1400	150	125	2"	2"	1"	1"	255	3	775	
MEŞALE / TORCH 130A	130.000	151	220	1460	860	1950	930	1550	1500	150	125	DN50 PN6/10	DN50 PN6/10	1 - 1/4"	1"	315	3	900	
MEŞALE / TORCH 150A	150.000	174	220	1650	870	2100	950	1550	1650	150	125	DN50 PN6/10	DN50 PN6/10	1 - 1/4"	1"	360	3	1050	
MEŞALE / TORCH 160A	160.000	186	220	1650	870	2210	950	1550	1750	200	175	DN65 PN6/10	DN65 PN6/10	1 - 1/4"	1"	375	3	1200	
MEŞALE / TORCH 200A	200.000	232	270	1800	940	2350	1050	1750	1750	200	175	DN65 PN6/10	DN65 PN6/10	1 - 1/4"	1"	475	3	1320	
MEŞALE / TORCH 230A	230.000	267	270	1850	1000	2350	1050	1750	1750	200	175	DN65 PN6/10	DN65 PN6/10	1 - 1/4"	1"	475	3	1400	
MEŞALE / TORCH 250A	250.000	290	320	1910	1060	2500	1100	1800	1925	200	175	DN80 PN6/10	DN80 PN6/10	1 - 1/2"	1"	600	3	1650	
MEŞALE / TORCH 280A	280.000	325	320	1910	1100	2500	1100	1800	1925	200	175	DN80 PN6/10	DN80 PN6/10	1 - 1/2"	1"	600	3	1760	
MEŞALE / TORCH 300A	300.000	348	400	1950	1110	2650	1150	1800	2000	200	175	DN80 PN6/10	DN80 PN6/10	1 - 1/2"	1"	753	3	1900	
MEŞALE / TORCH 330A	330.000	383	400	1950	1160	2650	1150	1800	2000	200	175	DN80 PN6/10	DN80 PN6/10	1 - 1/2"	1"	753	3	2080	
MEŞALE / TORCH 350A	350.000	406	400	1950	1160	2750	1150	1850	2100	200	175	DN80 PN6/10	DN80 PN6/10	1 - 1/2"	1"	890	3	2950	
MEŞALE / TORCH 400A	400.000	465	400	2100	1300	2950	1250	2060	2250	200	175	DN80 PN6/10	DN80 PN6/10	1 - 1/2"	1"	1032	3	3100	
MEŞALE / TORCH 450A	450.000	523	400	2100	1300	3150	1250	2060	2350	200	175	DN80 PN6/10	DN80 PN6/10	1 - 1/2"	1"	1032	4	3850	
MEŞALE / TORCH 500A	500.000	581	400	2300	1520	3250	1450	2100	2500	200	175	DN100 PN6/10	DN100 PN6/10	2"	1"	1125	4	4560	
MEŞALE / TORCH 600A	600.000	697	400	2300	1520	3550	1450	2200	2800	200	175	DN100 PN6/10	DN100 PN6/10	2"	1"	1355	4	4650	
MEŞALE / TORCH 700A **	700.000	813	400	2400	1620	3550	1450	2270	2800	400	350	DN100 PN6/10	DN100 PN6/10	2"	1"	1550	4	5700	
MEŞALE / TORCH 800A **	800.000	930	450	2400	1620	3750	1450	2270	3000	400	350	DN100 PN6/10	DN100 PN6/10	2"	1"	1940	4	6560	
MEŞALE / TORCH 900A **	900.000	1.046	450	2530	1740	3750	1550	2300	3000	400	350	DN100 PN6/10	DN100 PN6/10	2"	1"	2200	4	7100	
MEŞALE / TORCH 1.000A **	1.000.000	1.162	450	2530	1740	3960	1550	2380	3200	400	350	DN125 PN6/10	DN125 PN6/10	2"	1"	2945	5	7950	
MEŞALE / TORCH 1.250A **	1.250.000	1.453	500	2650	1860	4300	1600	2500	3500	400	350	DN125 PN6/10	DN125 PN6/10	2"	1"	3130	5	8750	
MEŞALE / TORCH 1.500A **	1.500.000	1.744	500	2650	1860	4800	1600	2500	4000	400	350	DN125 PN6/10	DN125 PN6/10	2 - 1/2"	1"	3250	5	10000	
MEŞALE / TORCH 2.000A **	2.000.000	2.325	600	2750	1900	5050	1650	2580	4250	400	350	DN125 PN6/10	DN125 PN6/10	2-1/2"	1"	4350	6	12450	

OUR COMPANY HAS THE RIGHT TO MAKE SIZE, WEIGHT AND CHANGE MODELS WITHOUT NEWS.



CANAVAR SERİSİ MONSTER SERIES

3G AUTOMATIC LOADED SOLID FUEL HOT WATER BOILER

INFORMATION AND MATERIAL QUALITY

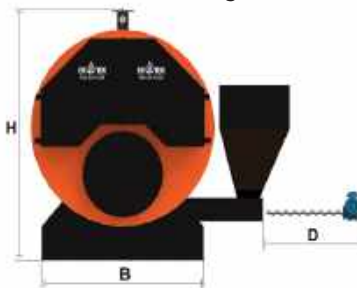

- Our company is EKOTEK, Trademark registered and controlled and audited by ISO 9001: 2015 quality management system. Our products are TSE CERTIFIED products.
- Welding operations are carried out by certified welders in accordance with approved WPS and WPQR.
- The products used in production are all certified materials.
- Our products manufactured in TS EN 497 standards are certified with 97/23 / EC Pressure Equipment regulation module H Full Quality Assurance.
- Our products are manufactured using S235 JR quality sheet.
- Our products are produced using boiler pipes made of steel of higher quality, P235GH in TS EN 10217-2 norm.
- Central system that can fit in the narrowest spaces. 700,000 Kcal / h-4,000,000 Kcal / h ranges of COAL, OLIVE SEEDS, HAZELNUT SHELL
- etc. they can burn granular fuels and they are high efficiency boilers.
- Primer air sent through the fan; provides a controlled and clean smokeless combustion.

HIGH CAPACITY HIGH EFFICIENCY

- Fuel supply is from the bottom and direct contact of the flame with the combustion chamber is provided.
- With the Scotch Type Three-pass design, it distributes the heat obtained equally to all surfaces and provides maximum heat transfer and fuel saving.
- More heating is provided with less fuel.
- With the thermostat control, the water temperature is kept constant and fuel saving reaches the highest levels.

100% SAFE, USER-FRIENDLY

- It provides 40% fuel saving compared to manual feed boilers.
- It is safe. No explosion occurs due to compression of flammable gases.
- Our products do not cause noise pollution with silent operation.
- It is noticed with its compatibility with its stylish appearance in its environment.
- It is easy to assemble.
- It is easy to maintain.
- We minimize heat losses and provide fuel savings with the insulation we make in our products.
- Although optional in our boilers, antifreeze can be used to eliminate the risk of freezing in the installation.



DESİNG	CAPACITY		CHIMNEY ÇAPI mm	DIMENSIONS (MM)						WATER INLET SG	WATER OUTLET ŞÇ	SAFETY EXPAN- SION - BALANCE R	DISC- HARGE SLEEVE R	WATER VOLUME LT	OPE- RATING PRESSURE BAR	WEIGHT KG
	KCAL/H	KW		A (mm)	B (mm)	C (mm)	D (mm)	H (mm)	L (mm)							
CANAVAR/ MONSTER 700	700.000	814	350	3500	1800	2600	1650	2450	2500	DN100 PN6/10	DN100 PN6/10	2"	1"	1950	4	6100
CANAVAR/ MONSTER 800	800.000	930	350	3900	1900	2700	1700	2600	2900	DN100 PN6/10	DN100 PN6/10	2"	1"	2270	4	6900
CANAVAR/ MONSTER 900	900.000	1.046	400	4200	1900	2700	1700	2600	3150	DN125 PN6/10	DN125 PN6/10	3"	2"	3250	5	7350
CANAVAR/ MONSTER 1000	1.000.000	1.162	400	4400	2100	2850	1950	2850	3400	DN125 PN6/10	DN125 PN6/10	3"	2"	4070	5	8400
CANAVAR/ MONSTER 1250	1.250.000	1.453	450	4800	2300	3100	2000	3000	3750	DN125 PN6/10	DN125 PN6/10	3"	2"	5490	5	9260
CANAVAR/ MONSTER 1500	1.500.000	1.744	450	5150	2400	3300	2200	3100	4100	DN150 PN6/10	DN150 PN6/10	4"	2"	6100	5	10370
CANAVAR/ MONSTER 1750	1.750.000	2.035	500	5250	2500	3450	2300	3200	4250	DN150 PN6/10	DN150 PN6/10	4"	2"	7160	5	11250
CANAVAR/ MONSTER 2000	2.000.000	2.325	550	5700	2500	3450	2300	3200	4750	DN150 PN6/10	DN150 PN6/10	4"	2"	8200	6	12700
CANAVAR/ MONSTER 2500	2.500.000	2.907	600	5950	2750	3700	2450	3450	4900	DN150 PN6/10	DN150 PN6/10	4"	2"	9700	6	13900
CANAVAR/ MONSTER 3000	3.000.000	3.488	750	6450	2950	3900	2650	3650	5400	DN200 PN6/10	DN200 PN6/10	4"	2"	11230	6	15150
CANAVAR/ MONSTER 4000	4.000.000	4.069	650	7000	2950	3900	2650	3650	6000	DN200 PN6/10	DN200 PN6/10	4"	2"	13400	6	16200

OUR COMPANY HAS THE RIGHT TO MAKE SIZE, WEIGHT AND CHANGE MODELS WITHOUT NEWS.



FINPEL SERİSİ FINPEL SERIES

FINPEL PELLET FUEL HOT WATER BOILER

INFORMATION AND MATERIAL QUALITY


- Our company is EKOTEK, Trademark registered and controlled and audited by ISO 9001: 2015 quality management system. Our products are TSE CERTIFIED products.
- Welding operations are carried out by certified welders in accordance with approved WPS and WPQRs.
- All products used in production are certified materials.
- Our boilers produced in TS EN 497 standards are certified with 97/23 / AT Pressure Equipment regulation module H Full Quality Assurance.
- Our products are manufactured using S235 JR quality sheet.
- Our products are produced using boiler pipes made of steel of higher quality, P235GH in TS EN 10217-2 norm.
- With the insulation we make in our boilers, we minimize heat losses and save fuel.
- Although optional in our boilers, antifreeze can be used to eliminate the risk of freezing in the installation.

HIGH CAPACITY HIGH EFFICIENCY

- Highly productive blacks specially produced for PELET and HAZELNUT SHELL fuels that can fit in the narrowest spaces.
- Our boilers do not cause noise pollution with their silent operation.
- More heating is provided with less fuel.
- With the thermostat control, the water temperature is kept constant and fuel saving reaches the highest levels.

100% SAFE, USER-FRIENDLY

- It provides 40% fuel saving compared to manual feed boilers.
- The fuel tank is designed to last 1 day.
- It is safe. No explosion occurs due to compression of flammable gases.
- It is noticed with its compatibility with its stylish appearance in its environment.
- It is easy to assemble.
- Easy to Maintain.



DESİNG	CAPACITY		CHIM-NEY CAPI mm	DIMENSIONS (MM)				FUEL TANK		WATER	WATER	SAFETY EX-PANSION - BALANCE R	DISCHARGE SLEEVE R	WATER	OPE-RATING PRESSURE BAR	WEIGHT KG
	KCAL/H	KW		A (mm)	B (mm)	H (mm)	D (mm)	PELLET	HAZEL-NUT SHELL	INLET	OUTLET			VOLUME		
										SG	ŞÇ			LT		
FINPEL 25A	25.000	29	170	1000	720	900	730	85	75	1 - 1/4"	1 - 1/4"	3/4	1/2"	125	2	395
FINPEL 40A	40.000	46	170	1150	720	1000	730	85	75	1 - 1/4"	1 - 1/4"	3/4	1/2"	155	2	455
FINPEL 60A	60.000	69	170	1300	770	1100	750	125	100	1 - 1/2"	1 - 1/2"	3/4	1/2"	185	2	575
FINPEL 80A	80.000	93	220	1500	860	1250	750	150	125	2"	2"	1"	1/2"	230	3	810
FINPEL 100A	100.000	116	220	1650	1060	1400	750	150	125	2"	2"	1"	1/2"	255	3	830

OUR COMPANY HAS THE RIGHT TO MAKE SIZE, WEIGHT AND CHANGE MODELS WITHOUT NEWS.



EKOPEL SERİSİ EKOPEL SERIES

**EKOPEL AUTOMATICALLY LOADED 3G,
PELLET, HAZELNUT SHELL AND COAL
INDIVIDUAL HEATING**

INFORMATION AND MATERIAL QUALITY

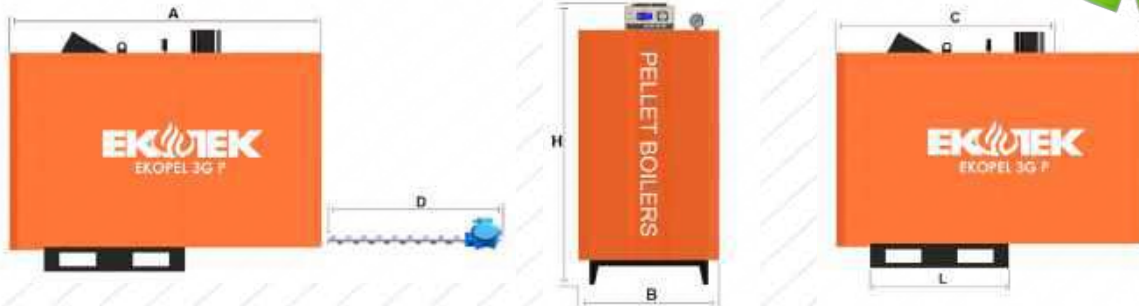
- Our company is EKOTEK, Trademark registered and controlled and audited by ISO 9001: 2015 quality management system. Our products are TSE CERTIFIED products.
- Welding operations are carried out by certified welders in accordance with approved WPS and WPQRs.
- All products used in production are certified materials.
- Our boilers produced in TS EN 497 standards are certified with 97/23 / AT Pressure Equipment regulation module H Full Quality Assurance.
- Our products are manufactured using S235 JR quality sheet.
- Our products are produced using boiler pipes made of steel of higher quality, P235GH in TS EN 10217-2 norm.
- With the insulation we make in our boilers, we minimize heat losses and save fuel.
- Although optional in our boilers, antifreeze can be used to eliminate the risk of freezing in the installation

HIGH CAPACITY HIGH EFFICIENCY

- It provides maximum heat transfer and fuel saving by distributing the heat obtained with its 3-pass design evenly in the narrowest spaces to all surfaces equally.
- PELLET, COAL, PIRINA etc. it can burn granular fuels and provide high efficiency.
- Our boilers do not cause noise pollution with their silent operation.
- More heating is provided with less fuel.
- With its capacities in the range of 25,000 - 60,000 KCAL / h, it provides ease of use in individual warming.
- With the thermostat control, the water temperature is kept constant and fuel saving reaches the highest levels.

100% SAFE, USER-FRIENDLY

- It provides 40% fuel saving compared to manual feed boilers.
- The fuel tank is designed to last 1 day.
- It is safe. No explosion due to compression of flammable gases.
- Stylish looking
- It is easy to assemble.
- Easy to Maintain.



DESİNG	CAPACITY		CHIMNEY	DIMENSIONS (MM)						FUEL TANK		WATER	WATER	SAFETY EXPAN-SION - BALANCE	DIS-CHARGE SLEEVE	WATER	OPE-RATING PRESSURE	WEIGHT
	KCAL/H	KW	ÇAPI mm	A (mm)	B (mm)	C (mm)	D (mm)	H (mm)	L (mm)	CAPACITY KG		INLET	OUTLET			VOLU-ME		
										COAL	PELLET	SG	SÇ					
EKOPEL 3G P 25A	25.000	29	170	1535	648	905	1220	500	900	85	75	1 - 1/4"	1 - 1/4"	3/4	1/2"	125	2	365
EKOPEL 3G P 40A	40.000	46	170	1710	658	1080	1325	635	920	85	75	1 - 1/4"	1 - 1/4"	3/4	1/2"	155	2	425
EKOPEL 3G P 60A	60.000	69	170	1920	668	1265	1450	775	750	125	100	1 - 1/2"	1 - 1/2"	3/4	1/2"	185	2	539

OUR COMPANY HAS THE RIGHT TO MAKE SIZE, WEIGHT AND CHANGE MODELS WITHOUT NEWS.

"the comfort, warmth and saving you looking for"

EKOPEL SERİSİ EKOPEL SERIES

EKOPEL, CENTRAL SYSTEM 3G SOLID FUEL, AUTOMATIC LOADED



INFORMATION AND MATERIAL QUALITY

- Our company is EKOTEK, Trademark registered and controlled and audited by ISO 9001:2015 quality management system. Our products are TSE CERTIFIED products.
- Welding operations are carried out by certified welders in accordance with approved WPS and WPQRs.
- All products used in production are certified materials.
- Our boilers produced in TS EN 497 standards are certified with 97/23 / AT Pressure Equipment regulation module H Full Quality Assurance.
- Our products are manufactured using S235 JR quality sheet.
- Our products are produced using boiler pipes made of steel of higher quality, P235GH in TS EN 10217-2 norm.
- With the insulation we make in our boilers, we minimize heat losses and save fuel.
- Although optional in our boilers, antifreeze can be used to eliminate the risk of freezing in the installation.

HIGH CAPACITY HIGH EFFICIENCY

- It provides maximum heat transfer and fuel saving by distributing the heat obtained with its 3-pass design evenly in the narrowest spaces to all surfaces equally.
- PELLET, COAL, PIRINA etc. it can burn granular fuels and provide high efficiency.
- Our boilers do not cause noise pollution with their silent operation.
- More heating is provided with less fuel.
- Production is done in capacities ranging between 80,000 - 1,500,000 KCAL / h, designed as single, double-floor houses and central system.
- With the thermostat control, the water temperature is kept constant and fuel saving reaches the highest levels

100 % SAFE, USER-FRIENDLY

- It provides 40% fuel saving compared to manual feed boilers.
- The fuel tank is designed to last 1 day.
- It is safe. No explosion due to compression of flammable gases.
- Stylish looking
- It is easy to assemble.
- Easy to Maintain



DESİNG	CAPACITY		CHIM-NEY	DIMENSIONS (MM)						FUEL TANK		WATER		SAFETY EXPANSION - BALANCE	DISCHARGE SLEEVE	WATER VOLUME	OPERATING PRESSURE	WEIGHT
	KCAL/H	KW		CAPI mm	A (mm)	B (mm)	C (mm)	H (mm)	L (mm)	COAL	PELET	INLET	OUTLET					
EKOPEL 3G YS 80A	80.000	93	220	2350	760	1675	1350	1200	150	125	2"	2"	1"	1"	230	3	763	
EKOPEL 3G YS 100A	100.000	116	220	2650	760	1875	1350	1500	150	125	2"	2"	1"	1"	255	3	775	
EKOPEL 3G YS 130A	130.000	151	220	2850	870	2060	1550	1600	150	125	DN50 PN6/10	DN50 PN6/10	1 - 1/4"	1"	315	3	900	
EKOPEL 3G YS 150A	150.000	174	220	3000	870	2210	1550	1750	150	125	DN50 PN6/10	DN50 PN6/10	1 - 1/4"	1"	360	3	1200	
EKOPEL 3G YS 160A	160.000	186	220	3000	940	2210	1550	1750	200	175	DN65 PN6/10	DN65 PN6/10	1 - 1/4"	1"	380	3	1230	
EKOPEL 3G YS 200A	200.000	232	270	3200	1040	2350	1750	200	175	DN65 PN6/10	DN65 PN6/10	1 - 1/4"	1"	485	3	1606		
EKOPEL 3G YS 250A	250.000	290	320	3600	1160	2650	1800	2000	200	175	DN80 PN6/10	DN80 PN6/10	1 - 1/2"	1"	610	3	1800	
EKOPEL 3G YS 300A	300.000	348	400	3750	1160	2750	1850	2100	200	175	DN80 PN6/10	DN80 PN6/10	1 - 1/2"	1"	650	3	2110	
EKOPEL 3G YS 350A	350.000	406	400	4000	1300	2950	2060	2250	200	175	DN80 PN6/10	DN80 PN6/10	1 - 1/2"	1"	910	3	2550	
EKOPEL 3G YS 400A	400.000	465	400	4100	1300	3150	2060	2350	200	175	DN80 PN6/10	DN80 PN6/10	1 - 1/2"	1"	960	3	3100	
EKOPEL 3G YS 500A	500.000	581	400	4250	1520	3150	2205	2350	200	175	DN100 PN6/10	DN100 PN6/10	2"	1"	1155	4	4360	
EKOPEL 3G YS 600A	600.000	697	400	4500	1620	3350	2270	2800	200	175	DN100 PN6/10	DN100 PN6/10	2"	1"	1205	4	4650	
EKOPEL 3G YS 700A**	700.000	813	450	4900	1620	3750	2270	3000	400	350	DN100 PN6/10	DN100 PN6/10	2"	1"	1465	4	5700	
EKOPEL 3G YS 800A**	800.000	930	450	5000	1740	3750	2300	3000	400	350	DN100 PN6/10	DN100 PN6/10	2"	1"	1960	4	6560	
EKOPEL 3G YS 900A**	900.000	1.046	450	5200	1860	4100	2500	3200	400	350	DN100 PN6/10	DN100 PN6/10	2"	1"	2210	4	7100	
EKOPEL 3G YS 1000A**	1.000.000	1.162	500	5500	1860	4300	2500	3500	400	350	DN125 PN6/10	DN125 PN6/10	2"	1"	2955	5	7950	
EKOPEL 3G YS 1250A**	1.250.000	1.453	500	6000	1860	4800	2500	4000	400	350	DN125 PN6/10	DN125 PN6/10	2"	1"	3160	5	8750	
EKOPEL 3G YS 1500A**	1.500.000	1.744	550	6550	1900	5300	2600	4500	400	350	DN125 PN6/10	DN125 PN6/10	2 - 1/2"	1"	3280	5	9950	

OUR COMPANY HAS THE RIGHT TO MAKE SIZE, WEIGHT AND CHANGE MODELS WITHOUT NEWS.



ATEŞLİ SERİSİ FIERY SERIES

HOME HEATING SYSTEM WITH LIQUID FUEL

INFORMATION AND MATERIAL QUALITY


- Our company is EKOTEK, Trademark registered and controlled and audited by ISO 9001: 2015 quality management system. Our products are TSE CERTIFIED products.
- Welding operations are carried out by certified welders in accordance with approved WPS and WPQR.
- The products used in production are all certified materials.
- Our boilers manufactured in TS EN 497 standards are certified with 97/23 / AT Pressure Equipment regulation module H Full Quality Assurance.
- Our products are manufactured using S235 JRkalite sheet.
- Our products are manufactured using boiler pipes made of P235GH and higher quality steel in TS EN 10217-2 norm.
- With the insulation we make in our boilers, we minimize heat losses and save fuel.
- Optional in our boilers, antifreeze can be used to eliminate the risk of freezing in the installation.
- Support from engineering companies for central system gas supply. Please note to connect the burner pe max: 300 mbar gas pressure regulator. Don't forget to supply ce and tse certified chimney suitable for natural gas. From our company, you can get chimney offer suitable for natural gas.
- Has the flexibility to work compatible with different combustion systems.

HIGH CAPACITY HIGH EFFICIENCY

- With its suitable dimensions, the single-apartment and double-apartment, central system that can fit in the narrowest spaces are able to burn LIQUID and GAS fuels in the range of 25.000 Kcal / h- 60.000 Kcal / h and provide high efficiency.
- With the Back Pressure Combustion System, the flame returns in the same cell, the gases that encounter the burner flame for the second time and the half-burnt fuel particles burn again and turn into energy and the fuel is completely burned.

100% SAFE, USER-FRIENDLY

- Our boilers do not cause noise pollution with their silent operation.
- It is safe. No explosion occurs due to compression of flammable gases.
- Looks stylish
- It is easy to assemble.
- Easy to Maintain



DESİNG	CAPACITY		CHIM-NEY	DIMENSIONS (MM)				WATER	WATER	SAFETY EXPAN-SION - BALANCE	DISCHARGE SLEEVE	WATER	OPE-RATING PRESSURE	WEIGHT
								INLET	OUTLET			VOLU-ME		
	KCAL/H	KW	ÇAPI mm	A (mm)	B (mm)	H (mm)	L (mm)	SG	SÇ	R	R	LT	BAR	KG
ATEŞLİ / FIERY 25	25.000	29	120	1150	560	600	500	1 - 1/4"	1 - 1/4"	3/4	1/2"	115	2	215
ATEŞLİ / FIERY 40	40.000	46	120	1200	600	650	720	1 - 1/4"	1 - 1/4"	3/4	1/2"	130	2	280
ATEŞLİ / FIERY 60	60.000	69	130	1740	650	675	850	1 - 1/2"	1 - 1/2"	3/4	1/2"	165	2	345

OUR COMPANY HAS THE RIGHT TO MAKE SIZE, WEIGHT AND CHANGE MODELS WITHOUT NEWS.

YAKICI SERİSİ BURNING SERIES

SCOTCH TYPE LIQUID / GAS FUEL HOT WATER BOILER



INFORMATION AND MATERIAL QUALITY


- Our company is controlled and inspected by EKOTEK, Brand registered, ISO 9001: 2015 quality management system. Our products are TSE CERTIFIED products.
- Welding operations are carried out by certified welders in accordance with approved WPS and WPQR.
- The products used in production are all certified materials.
- Our boilers manufactured in TS EN 497 standards are certified with 97/23 / AT Pressure Equipment regulation module H Full Quality Assurance.
- Our products are manufactured using S235 JR quality sheet.
- Our products are manufactured using boiler pipes made of P235GH and higher quality steel in TS EN 10217-2 norm.
- Optional in our boilers, antifreeze can be used to eliminate the risk of freezing in the installation.
- Support from engineering companies for central system gas supply. Please note to connect the burner pe max: 300 mbar gas pressure regulator. Don't forget to supply ce and tse certified chimney suitable for natural gas. From our company, you can get chimney offer suitable for natural gas.
- Has the flexibility to work compatible with different combustion systems

HIGH CAPACITY HIGH EFFICIENCY

- With the Scotch Type Three-pass design, it distributes the heat obtained equally to all surfaces and provides maximum heat transfer or fuel saving.
- These are our boilers that provide economical ease of use with their high efficiency design and low fuel consumption.
- With the insulation we make in our boilers, we minimize heat losses and save fuel.
- Single Floor house and double Floor house center system designed to fit in the narrowest spaces, can burn liquid and GAS fuels in the range of 80.000 Kcal / h - 6.000.000 Kcal / h and provide high efficiency

100% SAFE, USER-FRIENDLY

- Our boilers do not cause noise pollution with their silent operation.
- It is safe. No explosion occurs due to compression of flammable gases.
- It is noticed with its compatibility with its stylish appearance in its environment.
- It is easy to assemble.
- Easy to Maintain.



DESİNG	CAPACITY		CHIMNEY ÇAPI mm	DIMENSIONS (MM)				WATER	WATER	SAFETY EXPANSION - BALANCE	DISCHARGE SLEEVE	WATER	OPERATING PRESSURE	WEIGHT
	KCAL/H	KW		A (mm)	B (mm)	H (mm)	L (mm)	INLET	OUTLET			VOLUME		
								SG	SC	R	R	LT	BAR	KG
YAKICI / BURNING 80	80.000	93	150	1450	700	1100	1070	2"	2"	1"	1"	260	3	765
YAKICI / BURNING 100	100.000	116	170	1590	800	1150	1200	2"	2"	1"	1"	275	3	830
YAKICI / BURNING 130	130.000	151	170	1700	800	1150	1300	DN50 PN6/10	DN50 PN6/10	1 - 1/4"	1"	320	3	900
YAKICI / BURNING 150	150.000	174	200	1800	850	1250	1350	DN65 PN6/10	DN65 PN6/10	1 - 1/4"	1"	380	3	1200
YAKICI / BURNING 160	160.000	186	200	1900	850	1250	1420	DN65 PN6/10	DN65 PN6/10	1 - 1/4"	1"	420	3	1290
YAKICI / BURNING 200	200.000	232	200	1900	920	1370	1420	DN65 PN6/10	DN65 PN6/10	1 - 1/4"	1"	515	3	1606
YAKICI / BURNING 250	250.000	290	200	2120	1100	1500	1550	DN80 PN6/10	DN80 PN6/10	1 - 1/2"	1"	675	3	1800
YAKICI / BURNING 300	300.000	348	250	2400	1100	1500	1800	DN80 PN6/10	DN80 PN6/10	1 - 1/2"	1"	720	3	2110
YAKICI / BURNING 350	350.000	407	250	2600	1100	1550	1900	DN80 PN6/10	DN80 PN6/10	1 - 1/2"	1"	970	3	2550
YAKICI / BURNING 400	400.000	465	250	2600	1200	1650	1900	DN80 PN6/10	DN80 PN6/10	1 - 1/2"	1"	1050	3	2850
YAKICI / BURNING 450	450.000	523	300	2750	1400	1800	1950	DN100 PN6/10	DN100 PN6/10	2"	1"	1230	4	3340
YAKICI / BURNING 500	500.000	581	300	2800	1400	1800	2050	DN100 PN6/10	DN100 PN6/10	2"	1"	1320	4	4125
YAKICI / BURNING 600	600.000	697	350	2950	1400	1850	2200	DN100 PN6/10	DN100 PN6/10	2"	1"	1585	4	4550
YAKICI / BURNING 700	700.000	814	350	3100	1520	2000	2250	DN100 PN6/10	DN100 PN6/10	2"	1"	2105	4	5250
YAKICI / BURNING 800	800.000	930	350	3250	1650	2150	2400	DN100 PN6/10	DN100 PN6/10	2"	1"	2350	4	5940
YAKICI / BURNING 900	900.000	1.046	400	3550	1650	2150	2700	DN125 PN6/10	DN125 PN6/10	3"	2"	3100	5	6450
YAKICI / BURNING 1000	1.000.000	1.162	400	3550	1700	2200	2700	DN125 PN6/10	DN125 PN6/10	3"	2"	3290	5	7250
YAKICI / BURNING 1250	1.250.000	1.453	450	3750	1720	2250	2900	DN125 PN6/10	DN125 PN6/10	3"	2"	3450	5	7950
YAKICI / BURNING 1500	1.500.000	1.744	450	3750	1850	2380	2900	DN150 PN6/10	DN150 PN6/10	4"	2"	4750	5	8750
YAKICI / BURNING 1750	1.750.000	2.035	500	4000	1900	2450	3150	DN150 PN6/10	DN150 PN6/10	4"	2"	6120	5	9660
YAKICI / BURNING 2000	2.000.000	2.325	550	4150	1950	2500	3250	DN150 PN6/10	DN150 PN6/10	4"	2"	7040	6	10450
YAKICI / BURNING 2500	2.500.000	2.907	600	4550	2060	2610	3650	DN150 PN6/10	DN150 PN6/10	4"	2"	8450	6	12650
YAKICI / BURNING 3000	3.000.000	2.488	600	4950	2150	2750	4000	DN200 PN6/10	DN200 PN6/10	4"	2"	10200	6	14100
YAKICI / BURNING 3500	3.500.000	4.069	650	4950	2260	2900	4000	DN200 PN6/10	DN200 PN6/10	4"	2"	11850	6	15800
YAKICI / BURNING 4000	4.000.000	4.651	650	5750	2350	3000	4500	DN200 PN6/10	DN200 PN6/10	4"	2"	13500	6	17200
YAKICI / BURNING 5000	5.000.000	5.814	700	5750	2500	3200	4500	DN200 PN6/10	DN200 PN6/10	4"	2"	15600	6	19350
YAKICI / BURNING 6000	6.000.000	6.977	750	6150	2650	3350	4900	DN200 PN6/10	DN200 PN6/10	4"	2"	18500	6	21700

OUR COMPANY HAS THE RIGHT TO MAKE SIZE, WEIGHT AND CHANGE MODELS WITHOUT NEWS.




YILDIZ SERİSİ STAR SERIES 3G SIVI GAZ YOĞUŞMALI SICAK SU KAZANI

INFORMATION AND MATERIAL QUALITY

- Our company is registered and controlled by EKOTEK, Trademark registered and ISO 9001: 2015 quality management system. Our products are TSE CERTIFIED products.
- Welding operations are carried out by certified welders in accordance with approved WPS and WPQR.
- The products used in production are all certified materials.
- Our boilers manufactured in TS EN 497 standards are certified with 97/23 / AT Pressure Equipment regulation module H Full Quality Assurance.
- Our products are manufactured using S235 JR quality sheet.
- Our products are manufactured using boiler pipes made of P235GH and higher quality steel in TS EN 10217-2 norm.
- Condensing boilers condensate the water vapor in natural gas and take advantage of the latent heat in the flue gases to be expelled.
- These flue gases, which will normally be expelled, are used for heating the condensing boilers feed water.
- Support from engineering companies for central system gas supply. Please note to connect the burner pe max: 300 mbar gas pressure regulator. Don't forget to supply ce and tse certified chimney suitable for natural gas. From our company, you can get chimney offer suitable for natural gas.
- Has the flexibility to work compatible with different combustion systems.

HIGH CAPACITY HIGH EFFICIENCY

- Since it supplies the water to the boiler by preheating the feed water, not directly into the boiler, fuel savings are achieved in condensing boilers.
- Condensing boilers save 15-20% more energy than other gas Fuel boilers.
- Condensing boilers have 8-10% higher efficiency compared to other gas Fuel boilers.
- Chimney temperature is quite low in condensing boilers.



100% SAFE, USER-FRIENDLY

- It is safe.
- It is easy to assemble.
- Easy to maintain.

DESİNG	CAPACITY		CHIMNEY ÇAPI mm	DIMENSIONS (MM)				WATER	WATER	SAFETY EXPANSION - BALANCE R	CONDEN- SATION DRAIN R	DISC- HARGE SLEEVE R	WATER	OPERATING PRESSURE BAR	WEIGHT KG
	KCAL/H	KW		A (mm)	B (mm)	H (mm)	L (mm)	INLET	OUTLET				VOLUME		
YILDIZ / STAR 60	60.000	69	170	1450	750	1100	950	2"	2"	1"	1"	1"	270	3	470
YILDIZ / STAR 80	80.000	93	170	1450	750	1250	1000	2"	2"	1"	1"	1"	295	3	530
YILDIZ / STAR 100	100.000	116	200	1550	750	1300	1100	DN50 PN6/10	DN50 PN6/10	1 - 1/4"	1"	1"	335	3	590
YILDIZ / STAR 130	130.000	151	200	1700	750	1300	1200	DN65 PN6/10	DN65 PN6/10	1 - 1/4"	1"	1"	390	3	670
YILDIZ / STAR 150	150.000	174	200	1700	800	1350	1200	DN65 PN6/10	DN65 PN6/10	1 - 1/4"	1"	1"	415	3	780
YILDIZ / STAR 180	180.000	209	200	1750	800	1400	1250	DN65 PN6/10	DN65 PN6/10	1 - 1/4"	1"	1"	450	3	830
YILDIZ / STAR 200	200.000	232	200	1900	800	1400	1400	DN80 PN6/10	DN80 PN6/10	1 - 1/2"	1"	1"	490	3	870
YILDIZ / STAR 250	250.000	290	200	2150	900	1400	1650	DN80 PN6/10	DN80 PN6/10	1 - 1/2"	1"	1"	620	3	930
YILDIZ / STAR 300	300.000	348	250	2150	900	1550	1650	DN80 PN6/10	DN80 PN6/10	1 - 1/2"	1"	1"	715	3	1100
YILDIZ / STAR 350	350.000	407	250	2300	900	1600	1800	DN80 PN6/10	DN80 PN6/10	1 - 1/2"	1"	1"	800	3	1210
YILDIZ / STAR 400	400.000	465	300	2400	900	1750	1900	DN100 PN6/10	DN100 PN6/10	2"	1"	1"	830	4	1350
YILDIZ / STAR 450	450.000	523	300	2750	900	1950	2000	DN100 PN6/10	DN100 PN6/10	2"	1"	1"	920	4	1420
YILDIZ / STAR 500	500.000	582	300	2800	900	2000	2100	DN100 PN6/10	DN100 PN6/10	2"	1"	1"	1060	4	1580
YILDIZ / STAR 600	600.000	697	350	2900	900	2000	2200	DN100 PN6/10	DN100 PN6/10	2"	1"	1"	1150	4	1700
YILDIZ / STAR 700	700.000	814	350	2900	1000	2150	2200	DN100 PN6/10	DN100 PN6/10	2"	1"	1"	1250	4	1850
YILDIZ / STAR 750	750.000	872	400	2900	1000	2250	2200	DN125 PN6/10	DN125 PN6/10	3"	2"	2"	1430	4	2070
YILDIZ / STAR 800	800.000	930	400	2900	1050	2300	2200	DN125 PN6/10	DN125 PN6/10	3"	2"	2"	1600	4	2250
YILDIZ / STAR 900	900.000	1.046	450	3000	1100	2300	2400	DN125 PN6/10	DN125 PN6/10	3"	2"	2"	1720	4	2560
YILDIZ / STAR 1000	1.000.000	1.162	450	3050	1100	2350	2500	DN150 PN6/10	DN150 PN6/10	4"	2"	2"	1980	5	2950
YILDIZ / STAR 1250	1.250.000	1.453	450	3600	1100	2400	3100	DN150 PN6/10	DN150 PN6/10	4"	2"	2"	2230	5	3570
YILDIZ / STAR 1500	1.500.000	1.744	500	3750	1200	2500	3300	DN150 PN6/10	DN150 PN6/10	4"	2"	2"	2650	5	4210
YILDIZ / STAR 1750	1.750.000	2.034	500	4100	1200	2500	3650	DN150 PN6/10	DN150 PN6/10	4"	2"	2"	2950	5	4870
YILDIZ / STAR 2000	2.000.000	2.325	500	4500	1200	2500	4000	DN200 PN6/10	DN200 PN6/10	4"	2"	2"	3250	5	5350
YILDIZ / STAR 2500	2.500.000	2.907	600	4950	1300	2750	4450	DN200 PN6/10	DN200 PN6/10	4"	2"	2"	3750	5	5940
YILDIZ / STAR 3000	3.000.000	3.488	600	5300	1400	2850	4750	DN200 PN6/10	DN200 PN6/10	4"	2"	2"	4000	6	6770
YILDIZ / STAR 3500	3.500.000	4.069	600	5700	1400	2850	5100	DN200 PN6/10	DN200 PN6/10	4"	2"	2"	4400	6	7900

OUR COMPANY HAS THE RIGHT TO MAKE SIZE, WEIGHT AND CHANGE MODELS WITHOUT NEWS.



ATOM SERİSİ ATOM SERIES

CENTRAL SYSTEM LIQUID / GAS COUNTER PRESSURE HOT WATER BOILER

INFORMATION AND MATERIAL QUALITY


- Our company is EKOTEK, Trademark registered and controlled and audited by ISO 9001:2015 quality management system. Our products are TSE CERTIFIED products.
- Welding operations are carried out by certified welders in accordance with approved WPS and WPQR.
- The products used in production are all certified materials.
- Our boilers manufactured in TS EN 497 standards are certified with 97/23 / AT Pressure Equipment regulation module H Full Quality Assurance.
- Our products are manufactured using S235 JR quality sheet.
- Our products are manufactured using boiler pipes made of P235GH and higher quality steel in TS EN 10217-2 norm.
- With the insulation we make in our boilers, we minimize heat losses and save fuel.
- Optional in our boilers, antifreeze can be used to eliminate the risk of freezing in the installation.
- **Support from engineering companies for central system gas supply. Please note to connect the burner pe max: 300 mbar gas pressure regulator. Don't forget to supply ce and tse certified chimney suitable for natural gas. From our company, you can get chimney offer suitable for natural gas.**
- Has the flexibility to work compatible with different combustion systems.

HIGH CAPACITY HIGH EFFICIENCY

- With its suitable dimensions, the single-apartment and double-apartment, central system that can fit in the narrowest spaces are able to burn LIQUID and GAS fuels in the range of 25.000 Kcal / h- 60.000 Kcal / h and provide high efficiency.
- Our boilers that provide economic ease of use with their high efficiency design and low fuel consumption.
- With the Back Pressure Combustion System, the flame returns in the same cell, the gases that encounter the burner flame for the second time and the half-burnt fuel particles burn again and turn into energy and the fuel is completely burned.

100% SAFE, USER-FRIENDLY

- Our boilers do not cause noise pollution with their silent operation.
- It is safe. No explosion occurs due to compression of flammable gases.
- It is noticed with its compatibility with its stylish appearance in its environment.
- It is easy to assemble.
- Easy to Maintain.



DESİNG	CAPACITY		CHIMNEY ÇAPI mm	DIMENSIONS (MM)				WATER	WATER	SAFETY EXPANSION - BALANCE	DISCHAR- GE SLEEVE	WATER	OPE- RATING PRESSURE	WEIGHT
	KCAL/H	KW		A (mm)	B (mm)	H (mm)	L (mm)	INLET	OUTLET			VOLUME		
								SG	SÇ			R		
ATOM 80	80.000	93	150	1450	585	775	900	2"	2"	1"	1"	230	3	275
ATOM 100	100.000	116	200	1450	640	820	900	2"	2"	1"	1"	255	3	350
ATOM 130	130.000	151	200	1650	640	820	950	DN50 PN6/10	DN50 PN6/10	1 - 1/4"	1"	315	3	400
ATOM 160	160.000	186	200	1750	720	875	1050	DN65 PN6/10	DN65 PN6/10	1 - 1/4"	1"	360	3	500
ATOM 200	200.000	232	250	1750	810	960	1050	DN65 PN6/10	DN65 PN6/10	1 - 1/4"	1"	375	3	600
ATOM 225	225.000	261	250	1800	840	1000	1100	DN65 PN6/10	DN65 PN6/10	1 - 1/4"	1"	425	3	700
ATOM 250	250.000	290	250	1950	880	1100	1200	DN80 PN6/10	DN80 PN6/10	1 - 1/2"	1"	475	3	850
ATOM 300	300.000	348	300	2200	880	1100	1450	DN80 PN6/10	DN80 PN6/10	1 - 1/2"	1"	600	3	950
ATOM 400	400.000	465	300	2350	970	1160	1500	DN80 PN6/10	DN80 PN6/10	1 - 1/2"	1"	675	3	1050
ATOM 450	450.000	523	350	2500	1000	1240	1575	DN80 PN6/10	DN80 PN6/10	1 - 1/2"	1"	753	4	1100
ATOM 500	500.000	581	350	2600	1000	1240	1650	DN100 PN6/10	DN100 PN6/10	2"	1"	815	4	1200
ATOM 600	600.000	697	350	2650	1130	1350	1650	DN100 PN6/10	DN100 PN6/10	2"	1"	890	4	1280
ATOM 700	700.000	814	350	2900	1130	1350	1850	DN100 PN6/10	DN100 PN6/10	2"	1"	960	4	1320
ATOM 800	800.000	930	400	3270	1300	1500	1900	DN100 PN6/10	DN100 PN6/10	2"	1"	1060	4	1430
ATOM 900	900.000	1.046	400	3550	1300	1500	2100	DN100 PN6/10	DN100 PN6/10	2"	1"	1125	4	1650
ATOM 1000	1.000.000	1.162	450	3700	1400	1650	2300	DN125 PN6/10	DN125 PN6/10	3"	2"	1355	5	1780
ATOM 1250	1.250.000	1.453	500	3950	1450	1700	2500	DN125 PN6/10	DN125 PN6/10	3"	2"	1550	5	2150
ATOM 1500	1.500.000	1.744	550	3950	1600	1850	2500	DN125 PN6/10	DN125 PN6/10	3"	2"	1940	5	2560
ATOM 2000	2.000.000	2.325	550	4300	1700	1900	2800	DN150 PN6/10	DN150 PN6/10	4"	2"	2200	8	3100
ATOM 2500	2.500.000	2.906	600	4500	1750	2000	2950	DN150 PN6/10	DN150 PN6/10	4"	2"	2945	8	3550

OUR COMPANY HAS THE RIGHT TO MAKE SIZE, WEIGHT AND CHANGE MODELS WITHOUT NEWS.



HOT WATER STORAGE TANK EKO SINGLE SERPENTINE SERIES

INFORMATION AND MATERIAL QUALITY

- Our company is EKOTEK, Trademark registered and controlled and audited by ISO 9001: 2015 quality management system. Our products are TSE CERTIFIED products.
- Welding operations are carried out by certified welders in accordance with approved WPS and WPQR.
- The products used in production are all certified materials.
- Our boilers manufactured in TS EN 497 standards are certified with 97/23 / AT Pressure Equipment regulation module H Full Quality Assurance.
- Our products are manufactured using S235 JR quality sheet.
- Our products are manufactured using boiler pipes made of P235GH and higher quality steel in TS EN 10217-2 norm.
- With the insulation we make in our boilers, we minimize heat losses and save fuel.
- Optional in our boilers, antifreeze can be used to eliminate the risk of freezing in the installation.
- With its design that can fit in the narrowest spaces, our boilers for single floor house and double floor house floor heating are COAL, PIRINA etc. can burn granular fuels and are highly efficient boilers.
- With its 5-pass design, it provides maximum heat transfer and fuel saving by distributing the heat obtained equally to all surfaces.

HIGH CAPACITY HIGH EFFICIENCY

- Our products do not cause noise pollution with their silent operation.
- Primer and Secondary air sent by fan; provides a controlled and clean smokeless combustion.
- Fuel supply is from the bottom and the flame combustion chamber is directly contacted.
- More heating is provided with less fuel.
- Since the flue gas temperature is reduced to the lowest levels, it is more efficient and economical than standard boilers.
- With the thermostat control, the water temperature is kept constant and fuel saving reaches the highest levels.

100% SAFE, USER-FRIENDLY

- It provides 40% fuel saving compared to manual feed boilers.
- It is safe. No explosion occurs due to compression of flammable gases.
- It is noticed with its compatibility with its stylish appearance in its environment.
- It is easy to assemble.
- It is easy to maintain.
- The fuel tank is designed to last 1 day.



DESING	CAPACITY	DIMENSIONS (MM)			HEATING WATER	HEATING WATER	USAGE WATER	USAGE WATER	DISCHARGE SLEEVE	MANOMETER	TERMOMETER	CLEANING COVER	OPERATING PRESSURE	WEIGHT
					INLET	OUTLET	INLET	OUTLET						
		LT	A (mm)	H (mm)	L (mm)	SG	SC	SG 1						
EKO BOYLER 100	100	650	900	750	1"	1"	3/4"	3/4"	1"	1/2"	1/2"	ø 250	6 / 10	120
EKO BOYLER 150	150	650	900	975	1"	1"	3/4"	3/4"	1"	1/2"	1/2"	ø 250	6 / 10	135
EKO BOYLER 200	200	650	900	1250	1"	1"	3/4"	3/4"	1"	1/2"	1/2"	ø 250	6 / 10	155
EKO BOYLER 300	300	790	1040	1300	1 1/4"	1 1/4"	1"	1"	1"	1/2"	1/2"	ø 300	6 / 10	210
EKO BOYLER 400	400	790	1040	1450	1 1/4"	1 1/4"	1"	1"	1"	1/2"	1/2"	ø 300	6 / 10	275
EKO BOYLER 500	500	790	1040	1850	1 1/4"	1 1/4"	1"	1"	1"	1/2"	1/2"	ø 300	6 / 10	310
EKO BOYLER 600	600	790	1040	2150	1 1/4"	1 1/4"	1"	1"	1"	1/2"	1/2"	ø 300	6 / 10	350
EKO BOYLER 750	750	875	1125	2250	1 1/4"	1 1/4"	1 1/4"	1 1/4"	1"	1/2"	1/2"	ø 300	6 / 10	410
EKO BOYLER 1000	1.000	1100	1350	2100	1 1/4"	1 1/4"	1 1/4"	1 1/4"	1"	1/2"	1/2"	ø 400	6 / 10	570
EKO BOYLER 1250	1.250	1200	1450	2150	1 1/2"	1 1/2"	1 1/4"	1 1/4"	1"	1/2"	1/2"	ø 400	6 / 10	650
EKO BOYLER 1500	1.500	1200	1450	2350	1 1/2"	1 1/2"	1 1/4"	1 1/4"	1"	1/2"	1/2"	ø 400	6 / 10	790
EKO BOYLER 2000	2.000	1350	1600	2350	1 1/2"	1 1/2"	1 - 1/2"	1 - 1/2"	1"	1/2"	1/2"	ø 500	6 / 10	850
EKO BOYLER 2500	2.500	1500	1750	2250	1 1/2"	1 1/2"	1 - 1/2"	1 - 1/2"	1"	1/2"	1/2"	ø 500	6 / 10	1400
EKO BOYLER 3000	3.000	1500	1750	2600	1 1/2"	1 1/2"	1 - 1/2"	1 - 1/2"	1"	1/2"	1/2"	ø 500	6 / 10	1575
EKO BOYLER 3500	3.500	1550	1800	2950	1 1/2"	1 1/2"	1 - 1/2"	1 - 1/2"	1"	1/2"	1/2"	ø 500	6 / 10	1700
EKO BOYLER 4000	4.000	1650	1900	3100	1 1/2"	1 1/2"	2"	2"	1"	1/2"	1/2"	ø 500	6 / 10	1800
EKO BOYLER 5000	5.000	1650	1900	3750	1 1/2"	1 1/2"	2"	2"	1"	1/2"	1/2"	ø 500	6 / 10	1950
EKO BOYLER 6000	6.000	1650	1900	4000	2"	2"	2"	2"	1"	1/2"	1/2"	ø 500	6 / 10	2100
EKO BOYLER 7000	7.000	1750	2100	4000	2"	2"	2"	2"	1"	1/2"	1/2"	ø 600	6 / 10	2215
EKO BOYLER 8000	8.000	1750	2100	4250	2"	2"	2 1/2"	2 1/2"	1"	1/2"	1/2"	ø 600	6 / 10	2345
EKO BOYLER 9000	9.000	1850	2200	4250	2"	2"	2 1/2"	2 1/2"	1"	1/2"	1/2"	ø 600	6 / 10	2475
EKO BOYLER 10000	10.000	2000	2350	4400	2"	2"	2 1/2"	2 1/2"	1"	1/2"	1/2"	ø 600	6 / 10	2605

OUR COMPANY HAS THE RIGHT TO MAKE SIZE, WEIGHT AND CHANGE MODELS WITHOUT NEWS.



HOT WATER STORAGE TANK

EKO DOUBLE SERPENTINE SERIES

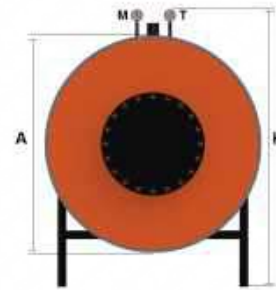
INFORMATION AND MATERIAL QUALITY

- Our company is EKOTEK, Trademark registered and controlled and audited by ISO 9001: 2015 quality management system.
- Welding operations are carried out by certified welders in accordance with approved WPS and WPQR.
- The products used in production are all certified materials.
- Our products are produced in accordance with the 2014/68 / EU Pressure Vessels Directive and have CE certificate.
- Our products are manufactured according to EN288, EN287-1

- using S235 JR quality sheet.
- Double coil boilers provide both economic and hygienic domestic hot water with the heat energy it receives from two different heat sources (hot water boiler, steam boiler, solar panels, heat pump, geothermal energy, etc.).
- It can be used with natural circulation or circulation pump.
- Suitable for many places that need hot water, such as apartments, hospitals, schools, villas and hotels


HIGH CAPACITY HIGH EFFICIENCY

- It can additionally be supplemented with an electric heater.
- The inner body of the boiler is manufactured as epoxy painted.
- The heat of the heating fluid is transferred to the domestic hot water using a serpentine with a large cross section and a large heat transfer surface area.
- It has maintenance and ease of use.
- It can be manufactured as vertical and horizontal type upon request.



100% SAFE, USER-FRIENDLY

- Adapts where it will be used with its ergonomic design.
- It produces hot water in high capacities in narrow volumes.
- It has high efficiency and aesthetic appearance.
- It is manufactured in accordance with 10 bar operating pressure.
- It is suitable to use in different climatic conditions.
- It provides high performance at low temperature differences in the system.
- Temperature and pressure control can be done with the manometer and thermometer on it.
- Long lasting and strong thermal insulation.



DESING	CAPACITY	DIMENSIONS (MM)			HEATING WATER	HEATING WATER	USAGE WATER	USAGE WATER	DISCHARGE SLEEVE	MANOMETER	TERMOMETER	CLEANING COVER	OPERATING PRESSURE	WEIGHT	
		LT	A (mm)	H (mm)	L (mm)	INLET	OUTLET	INLET							OUTLET
						SG	SC	SG 1							SC 1
EKO BOYLER 100	100	650	900	750	1"	1"	3/4"	3/4"	1"	1/2"	1/2"	ø 250	6 / 10	150	
EKO BOYLER 150	150	650	900	975	1"	1"	3/4"	3/4"	1"	1/2"	1/2"	ø 250	6 / 10	170	
EKO BOYLER 200	200	650	900	1250	1"	1"	3/4"	3/4"	1"	1/2"	1/2"	ø 250	6 / 10	210	
EKO BOYLER 300	300	790	1040	1300	1 1/4"	1 1/4"	1"	1"	1"	1/2"	1/2"	ø 300	6 / 10	245	
EKO BOYLER 400	400	790	1040	1450	1 1/4"	1 1/4"	1"	1"	1"	1/2"	1/2"	ø 300	6 / 10	280	
EKO BOYLER 500	500	790	1040	1850	1 1/4"	1 1/4"	1"	1"	1"	1/2"	1/2"	ø 300	6 / 10	350	
EKO BOYLER 600	600	790	1040	2150	1 1/4"	1 1/4"	1"	1"	1"	1/2"	1/2"	ø 300	6 / 10	410	
EKO BOYLER 750	750	875	1125	2250	1 1/4"	1 1/4"	1 1/4"	1 1/4"	1"	1/2"	1/2"	ø 300	6 / 10	590	
EKO BOYLER 1000	1.000	1100	1350	2100	1 1/4"	1 1/4"	1 1/4"	1 1/4"	1"	1/2"	1/2"	ø 400	6 / 10	670	
EKO BOYLER 1250	1.250	1200	1450	2150	1 1/2"	1 1/2"	1 1/4"	1 1/4"	1"	1/2"	1/2"	ø 400	6 / 10	720	
EKO BOYLER 1500	1.500	1200	1450	2350	1 1/2"	1 1/2"	1 1/4"	1 1/4"	1"	1/2"	1/2"	ø 400	6 / 10	820	
EKO BOYLER 2000	2.000	1350	1600	2350	1 1/2"	1 1/2"	1 - 1/2"	1 - 1/2"	1"	1/2"	1/2"	ø 500	6 / 10	1320	
EKO BOYLER 2500	2.500	1500	1750	2250	1 1/2"	1 1/2"	1 - 1/2"	1 - 1/2"	1"	1/2"	1/2"	ø 500	6 / 10	1475	
EKO BOYLER 3000	3.000	1500	1750	2600	1 1/2"	1 1/2"	1 - 1/2"	1 - 1/2"	1"	1/2"	1/2"	ø 500	6 / 10	1610	
EKO BOYLER 3500	3.500	1550	1800	2950	1 1/2"	1 1/2"	1 - 1/2"	1 - 1/2"	1"	1/2"	1/2"	ø 500	6 / 10	1730	
EKO BOYLER 4000	4.000	1650	1900	3100	1 1/2"	1 1/2"	2"	2"	1"	1/2"	1/2"	ø 500	6 / 10	1875	
EKO BOYLER 5000	5.000	1650	1900	3750	1 1/2"	1 1/2"	2"	2"	1"	1/2"	1/2"	ø 500	6 / 10	2350	
EKO BOYLER 6000	6.000	1650	1900	4000	2"	2"	2"	2"	1"	1/2"	1/2"	ø 500	6 / 10	2520	
EKO BOYLER 7000	7.000	1750	2100	4000	2"	2"	2"	2"	1"	1/2"	1/2"	ø 600	6 / 10	2630	
EKO BOYLER 8000	8.000	1750	2100	4250	2"	2"	2 1/2"	2 1/2"	1"	1/2"	1/2"	ø 600	6 / 10	2710	
EKO BOYLER 9000	9.000	1850	2200	4250	2"	2"	2 1/2"	2 1/2"	1"	1/2"	1/2"	ø 600	6 / 10	2850	
EKO BOYLER 10000	10.000	2000	2350	4400	2"	2"	2 1/2"	2 1/2"	1"	1/2"	1/2"	ø 600	6 / 10	2940	

OUR COMPANY HAS THE RIGHT TO MAKE SIZE, WEIGHT AND CHANGE MODELS WITHOUT NEWS.



HOT WATER STORAGE TANK EKO WALLED TYPE SERIES

INFORMATION AND MATERIAL QUALITY


- Our company is EKOTEK, Trademark registered and controlled and audited by ISO 9001: 2015 quality management system.
- Welding operations are carried out by certified welders in accordance with approved WPS and WPQR.
- The products used in production are all certified materials.
- Our products are produced in accordance with the 2014/68 / EU Pressure Vessels Directive and have CE certificate.
- Our products are manufactured according to EN288, EN287-1 using S235 JR quality sheet.
- Single wall boilers provide both economical and hygienic domestic hot water with the heat energy received from the heat source (hot water boiler, steam boiler, solar panels, heat pump, geothermal energy, etc.).
- Can be used with natural circulation or circulation pump.

HIGH CAPACITY HIGH EFFICIENCY

- It can additionally be supplemented with an electric heater.
- The inner body of the boiler is manufactured as epoxy painted.
- It is suitable for many places that need hot water in residential buildings, industry, apartments, hospitals, schools, villas and hotels.
- It has maintenance and ease of use.
- It can be manufactured as vertical and horizontal types upon request.
- Adapts where it will be used with its ergonomic design.
- Produces hot water in narrow capacities and high capacities.

100% SAFE, USER-FRIENDLY

- It has high efficiency and aesthetic appearance.
- It is manufactured in accordance with 10 bar operating pressure.
- It is suitable to use in different climatic conditions.
- Temperature and pressure control can be done with the manometer and thermometer on it.
- Long lasting and strong thermal insulation.
- It is easy to assemble.



DESING	CAPACITY	DIMENSIONS (MM)			HEATING WATER	HEATING WATER	USAGE WATER	USAGE WATER	DISCHARGE SLEEVE	MANOMETER	TERMOMETER	CLEANING COVER	OPERATING PRESSURE	WEIGHT
					INLET	OUTLET	INLET	OUTLET						
		LT	A (mm)	H (mm)	L (mm)	SG	SÇ	SG 1						
EKO BOYLER 100	100	750	970	750	1"	1"	3/4"	3/4"	1"	1/2"	1/2"	ø 250	6 / 10	105
EKO BOYLER 150	150	750	970	975	1"	1"	3/4"	3/4"	1"	1/2"	1/2"	ø 250	6 / 10	120
EKO BOYLER 200	200	750	970	1250	1"	1"	3/4"	3/4"	1"	1/2"	1/2"	ø 250	6 / 10	150
EKO BOYLER 300	300	890	1110	1300	1 1/4"	1 1/4"	1"	1"	1"	1/2"	1/2"	ø 300	6 / 10	195
EKO BOYLER 400	400	890	1110	1450	1 1/4"	1 1/4"	1"	1"	1"	1/2"	1/2"	ø 300	6 / 10	210
EKO BOYLER 500	500	890	1110	1850	1 1/4"	1 1/4"	1"	1"	1"	1/2"	1/2"	ø 300	6 / 10	290
EKO BOYLER 600	600	890	1110	2150	1 1/4"	1 1/4"	1"	1"	1"	1/2"	1/2"	ø 300	6 / 10	365
EKO BOYLER 750	750	1000	1200	2250	1 1/4"	1 1/4"	1 1/4"	1 1/4"	1"	1/2"	1/2"	ø 300	6 / 10	510
EKO BOYLER 1000	1.000	1250	1450	2100	1 1/4"	1 1/4"	1 1/4"	1 1/4"	1"	1/2"	1/2"	ø 400	6 / 10	630
EKO BOYLER 1250	1.250	1350	1550	2150	1 1/2"	1 1/2"	1 1/4"	1 1/4"	1"	1/2"	1/2"	ø 400	6 / 10	690
EKO BOYLER 1500	1.500	1350	1550	2350	1 1/2"	1 1/2"	1 1/4"	1 1/4"	1"	1/2"	1/2"	ø 400	6 / 10	780
EKO BOYLER 2000	2.000	1500	1700	2350	1 1/2"	1 1/2"	1 - 1/2"	1 - 1/2"	1"	1/2"	1/2"	ø 500	6 / 10	985
EKO BOYLER 2500	2.500	1700	1850	2250	1 1/2"	1 1/2"	1 - 1/2"	1 - 1/2"	1"	1/2"	1/2"	ø 500	6 / 10	1190
EKO BOYLER 3000	3.000	1800	1850	2600	1 1/2"	1 1/2"	1 - 1/2"	1 - 1/2"	1"	1/2"	1/2"	ø 500	6 / 10	1285
EKO BOYLER 3500	3.500	1800	1950	2950	1 1/2"	1 1/2"	1 - 1/2"	1 - 1/2"	1"	1/2"	1/2"	ø 500	6 / 10	1410
EKO BOYLER 4000	4.000	1900	2050	3100	1 1/2"	1 1/2"	2"	2"	1"	1/2"	1/2"	ø 500	6 / 10	1670
EKO BOYLER 5000	5.000	1900	2050	3750	1 1/2"	1 1/2"	2"	2"	1"	1/2"	1/2"	ø 500	6 / 10	2050
EKO BOYLER 6000	6.000	1900	2050	4000	2"	2"	2"	2"	1"	1/2"	1/2"	ø 500	6 / 10	2190
EKO BOYLER 7000	7.000	2050	2250	4000	2"	2"	2"	2"	1"	1/2"	1/2"	ø 600	6 / 10	2320
EKO BOYLER 8000	8.000	2050	2250	4250	2"	2"	2 1/2"	2 1/2"	1"	1/2"	1/2"	ø 600	6 / 10	2480
EKO BOYLER 9000	9.000	2150	2350	4250	2"	2"	2 1/2"	2 1/2"	1"	1/2"	1/2"	ø 600	6 / 10	2650
EKO BOYLER 10000	10.000	2250	2500	4400	2"	2"	2 1/2"	2 1/2"	1"	1/2"	1/2"	ø 600	6 / 10	2770

OUR COMPANY HAS THE RIGHT TO MAKE SIZE, WEIGHT AND CHANGE MODELS WITHOUT NEWS.



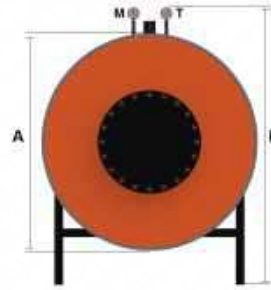
HOT WATER STORAGE TANK EKO WALLED AND SERPENTINE SERIES

INFORMATION AND MATERIAL QUALITY

- Our company is EKOTEK, Trademark registered and controlled and audited by ISO 9001: 2015 quality management system.
- Welding operations are carried out by certified welders in accordance with approved WPS and WPQR.
- The products used in production are all certified materials.
- Our products are produced in accordance with the 2014/68 / EU Pressure Vessels Directive and have CE certificate.
- Our products are manufactured according to EN288, EN287-1 using S235 JR quality sheet.
- Walled and serpentine boilers provide both economic and hygienic domestic hot water with the heat energy received from the heat source (hot water boiler, steam boiler, solar panels, heat pump, geothermal energy ... etc).
- Can be used with natural circulation or circulation pump.

HIGH CAPACITY HIGH EFFICIENCY

- It can additionally be supplemented with an electric heater.
- The inner body of the boiler is manufactured as epoxy painted.
- It is suitable for many places in need of hot water such as residences, industry and hotels.
- It has maintenance and ease of use.
- It can be manufactured as vertical and horizontal types upon request.
- It can be manufactured with more than one serpentine optionally.
- Optionally, it can be manufactured with copper pipe coils or steel pipe coils.
- Manufactured in accordance with 10 bar operating pressure.



100% SAFE, USER-FRIENDLY

- It is suitable to use in different climatic conditions.
- Adapts where it will be used with its ergonomic design.
- It produces hot water in narrow volumes and in high capacities.
- It has high efficiency and aesthetic appearance.
- Temperature and pressure control can be done with the manometer and thermometer on it.
- Long lasting and strong thermal insulation.
- It is easy to assemble.



DESING	CAPACITY	DIMENSIONS (MM)			HEATING WATER	HEATING WATER	USAGE WATER	USAGE WATER	DISCHARGE SLEEVE	MANOMETER	TERMOMETER	CLEANING COVER	OPERATING PRESSURE	WEIGHT	
		LT	A (mm)	H (mm)	L (mm)	INLET	OUTLET	INLET							OUTLET
						SG	SC	SG 1							SC 1
EKO BOYLER 100	100	750	970	900	1"	1"	3/4"	3/4"	1"	1/2"	1/2"	ø 250	6 / 10	135	
EKO BOYLER 150	150	750	970	1050	1"	1"	3/4"	3/4"	1"	1/2"	1/2"	ø 250	6 / 10	150	
EKO BOYLER 200	200	750	970	1350	1"	1"	3/4"	3/4"	1"	1/2"	1/2"	ø 250	6 / 10	180	
EKO BOYLER 300	300	890	1110	1400	1 1/4"	1 1/4"	1"	1"	1"	1/2"	1/2"	ø 300	6 / 10	220	
EKO BOYLER 400	400	890	1110	1550	1 1/4"	1 1/4"	1"	1"	1"	1/2"	1/2"	ø 300	6 / 10	275	
EKO BOYLER 500	500	890	1110	1950	1 1/4"	1 1/4"	1"	1"	1"	1/2"	1/2"	ø 300	6 / 10	330	
EKO BOYLER 600	600	890	1110	2250	1 1/4"	1 1/4"	1"	1"	1"	1/2"	1/2"	ø 300	6 / 10	375	
EKO BOYLER 750	750	1000	1200	2350	1 1/4"	1 1/4"	1 1/4"	1 1/4"	1"	1/2"	1/2"	ø 300	6 / 10	495	
EKO BOYLER 1000	1.000	1250	1450	2200	1 1/4"	1 1/4"	1 1/4"	1 1/4"	1"	1/2"	1/2"	ø 400	6 / 10	620	
EKO BOYLER 1250	1.250	1350	1550	2250	1 1/2"	1 1/2"	1 1/4"	1 1/4"	1"	1/2"	1/2"	ø 400	6 / 10	690	
EKO BOYLER 1500	1.500	1350	1550	2450	1 1/2"	1 1/2"	1 1/4"	1 1/4"	1"	1/2"	1/2"	ø 400	6 / 10	805	
EKO BOYLER 2000	2.000	1500	1700	2450	1 1/2"	1 1/2"	1 - 1/2"	1 - 1/2"	1"	1/2"	1/2"	ø 500	6 / 10	1085	
EKO BOYLER 2500	2.500	1700	1850	2350	1 1/2"	1 1/2"	1 - 1/2"	1 - 1/2"	1"	1/2"	1/2"	ø 500	6 / 10	1430	
EKO BOYLER 3000	3.000	1800	1850	2700	1 1/2"	1 1/2"	1 - 1/2"	1 - 1/2"	1"	1/2"	1/2"	ø 500	6 / 10	1585	
EKO BOYLER 3500	3.500	1800	1950	3050	1 1/2"	1 1/2"	1 - 1/2"	1 - 1/2"	1"	1/2"	1/2"	ø 500	6 / 10	1715	
EKO BOYLER 4000	4.000	1900	2050	3200	1 1/2"	1 1/2"	2"	2"	1"	1/2"	1/2"	ø 500	6 / 10	1850	
EKO BOYLER 5000	5.000	1900	2050	3850	1 1/2"	1 1/2"	2"	2"	1"	1/2"	1/2"	ø 500	6 / 10	1950	
EKO BOYLER 6000	6.000	1900	2050	4120	2"	2"	2"	2"	1"	1/2"	1/2"	ø 500	6 / 10	2200	
EKO BOYLER 7000	7.000	2050	2250	4120	2"	2"	2"	2"	1"	1/2"	1/2"	ø 600	6 / 10	2315	
EKO BOYLER 8000	8.000	2050	2250	4370	2"	2"	2 1/2"	2 1/2"	1"	1/2"	1/2"	ø 600	6 / 10	2430	
EKO BOYLER 9000	9.000	2150	2350	4370	2"	2"	2 1/2"	2 1/2"	1"	1/2"	1/2"	ø 600	6 / 10	2560	
EKO BOYLER 10000	10.000	2250	2500	4550	2"	2"	2 1/2"	2 1/2"	1"	1/2"	1/2"	ø 600	6 / 10	2750	

OUR COMPANY HAS THE RIGHT TO MAKE SIZE, WEIGHT AND CHANGE MODELS WITHOUT NEWS.

STAINLESS TANKS



STAINLESS OLIVE OIL TANKS



STAINLESS MILK PROCESS TANKS



STAINLESS HONEY AND MOLASSES TANKS



STAINLESS FRUIT JUICE TANKS



STAINLESS CHEMICAL INDUSTRY TANKS



DESING	CAPACITY LT	DIMENSIONS (MM)			WEIGHT
		A DIAMETER (mm)	H HEIGHT (mm)	D THICKNESS (mm)	KG
EKO ZT 30	30	330	500	0,60	7,5
EKO ZT 40	40	330	630	0,60	10
EKO ZT 50	50	330	730	1,00	14
EKO ZT 100	100	400	950	1,00	18
EKO ZT 300	300	600	1250	1,20	37
EKO ZT 500	500	750	1500	1,20	46
EKO ZT 1000	1000	900	1750	1,50	67
EKO ZT 1500	1500	1150	1750	1,50	92
EKO ZT 2000	2000	1200	2100	1,50	115
EKO ZT 2500	2500	1300	2250	2,00	157
EKO ZT 3000	3000	1400	2450	2,00	185
EKO ZT 4000	4000	1500	2600	2,00	260
EKO ZT 5000	5000	1750	2700	2,00	335


OUR COMPANY HAS THE RIGHT TO MAKE SIZE, WEIGHT AND CHANGE MODELS WITHOUT NEWS.

WHY SHOULD YOU CHOOSE EKOTEK HEAT TECHNOLOGIES ?



- We, As EKOTEK Heat Technologies company, we have TSE and CE certification in all boiler models we manufacture.
- We are producing quality and safe with our experienced and master team.
- With 20 years of experience, we ship boilers domestically and abroad.
- We produce better quality with advanced technology in manufacturing.
- Every boiler we manufacture is subjected to hydrostatic test pressure by our quality control engineers.
- Impeccable production is carried out with experienced welders with certified professional welders.
- Long life of our boilers with their outer coating and ergonomic structure.
- Dynamic R&D team that follows all kinds of technological developments and innovations.
- A team of researchers and results-oriented employees.
- A production that aims to improve itself every day and to provide better quality service to its customers.
- Control and complete shipment of all types of boiler and equipment manufacturing by our final control shipment team.
- A productive production that never avoids professional support.
- Testing the welding seams and completing the production with in the scope of the given report.
- The most important point that makes EKOTEK Heat Technologies different is; production of certified production by the certification company in the manufacture of steam and thermal Oil Heater boilers.
- All materials used are certified.
- The presence of trained, experienced and certified welders with in ur company.





CERTIFICATE OF CONFORMITY



CERTIFICATE OF CONFORMITY



CERTIFICATE OF CONFORMITY



SOME OF OUR COMPLETED PROJECTS



FOR VISUALS THAT WE CANNOT ADD MORE, YOU CAN GET INFORMATION FROM OUR COMPANY

SOME OF OUR COMPLETED PROJECTS



FOR VISUALS THAT WE CANNOT ADD MORE; YOU CAN GET INFORMATION FROM OUR COMPANY

REFERENCES

SOME OF OUR INDUSTRIAL BOILER REFERENCES

- **DERYA ÇİÇEK İZMİR**
750.000 Kcal/h Katı Yakıtlı Kızgın Yağ Kazanı
- **SEYMAĞ MAKİNE LTD. ŞTİ. İSTANBUL**
5 m² Doğalgazlı Skoç Tipi Buhar Kazanı
- **EKİZLER EKMEK FIRINI**
5 m² Doğalgazlı Skoç Tipi Buhar Kazanı
- **ADÜ ÇİNE MESLEK YÜKSEK OKULU ÇİNE AYDIN**
12 m² Yarım Silindirik Buhar Kazanı
- **AYTAÇ LOKUM UŞAK**
15 m² Yarım Silindirik Buhar Kazanı
- **FUL KURU TEMİZLEME AYDIN**
15 m² Yarım Silindirik Buhar Kazanı
- **ISI TEKNİK MAKİNA İZMİR (İRAK)**
20 m² Tam Silindirik Skoç Tip Dizel Yakıtlı Buhar Kazanı
- **ÇOLBAN ZEYTİNCİLİK LTD. ŞTİ. AKHİSAR MANİSA**
20 m² Yarım Silindirik Buhar Kazanı
- **ALAN ZEYTİNCİLİK LTD. ŞTİ. AKHİSAR MANİSA**
20 m² Yarım Silindirik Buhar Kazanı
- **TULCA ORGANİK LTD. ŞTİ. MERSİN**
30 m² Yarım Silindirik Buhar Kazanı
- **AYDEMİR YEM LTD. ŞTİ. AYDIN**
30 m² Yarım Silindirik Buhar Kazanı
- **PAMAY OTEL KUŞADASI AYDIN**
35 m² Tam Silindirik Skoç Tip Buhar Kazanı
- **SERAMİKSAN AŞ**
1.000.000 Kcal/h Sıcak Su Kazanı
- **BERBEROĞLU SERA ÖZBEKİSTAN**
Sera Isıtma 1.500.000 Kcal/h Sıcak Su Kazanı
- **AGK PAZARLAMA AKİF GÖNÜLKILIÇ ÇANAKKALE**
50 m² Tam Silindirik Skoç Tip Buhar Kazanı
- **ORHANIYE TARIMSAL KALKINMA KOOPERATİFİ**
60 m² Tam Silindirik Skoç Tip Buhar Kazanı
- **TAÇ PALET MANİSA**
1.250.000 Kcal/h Katı Yakıtlı Kızgın Yağ Kazanı
- **ŞAHİN PALET MANİSA**
2.000.000 Kcal/h Katı Yakıtlı Kızgın Yağ Kazanı
- **TUĞBA KURUYEMİŞ AYDIN**
60 m² Tam Silindirik Skoç Tip Buhar Kazanı
- **SEZA İNŞAAT LTD. ŞTİ. ANKARA**
60 m² Tam Silindirik Skoç Tip Buhar Kazanı İzmir Şantiyesi
- **SEZA İNŞAAT LTD. ŞTİ. ANKARA**
50 m² Yarım Silindirik Buhar Kazanı Gürcistan Şantiyesi
- **SAİM MUTLU**
80 m² Skoç Tip Tam Silindirik Buhar Kazanı
- **GÜVENAL SABUN OLIVE SEEDS GAZİANTEP**
150 m² Su Borulu Buhar Kazanı
- **ECC KİMYA SANAYİ ve TİC. LTD. ŞTİ.**
60 m² Doğalgazlı Buhar Kazanı
- **AK-YAPI İNŞAAT LTD. ŞTİ.**
10 m² SKOÇ TİPİ DİZEL YAKITLI BUHAR KAZANI
- **KARYAPI İNŞAAT SAN. TİC. AŞ.**
300 m² ÖN OCAKLI KATI YAKITLI BUHAR KAZANI ANTALYA
- **ASLAR SÜT ANTALYA**
30 m² YARIM SİLİNDİRİK BUHAR KAZANI
- **ÇAMLI YEM BESİCİLİK AŞ.**
50 m² SKOÇ TİPİ BUHAR KAZANI DOĞALGAZLI
- **GÜVENAL SABUN OLIVE SEEDS GAZİANTEP**
500.000 Kcal/h KATI YAKITLI KIZGIN YAĞ KAZANI
- **DERİN SU ÜRÜNLERİ MİLAS**
80.000 Kcal/h KATI YAKITLI KIZGIN YAĞ KAZANI
- **ARMOTEKS DOKUMA İZMİR**
1.250.000 Kcal/h KATI YAKITLI KIZGIN YAĞ KAZANI
- **KARATOSUNLAR ÇAM FISTIĞI**
250.000 Kcal/h SICAK HAVA KAZANI
- **YAVUZ MAKİNA BULGARİSTAN**
250.000 Kcal/h SICAK HAVA KAZANI
- **KARATOSUNLAR ÇAM FISTIĞI**
150.000 Kcal/h KIZGIN YAĞ KAZANI
- **BERBEROĞLU TEKNİK SERA ISITMA**
1.500.000 Kcal/h SICAK SU KAZANI
- **ATRİA MİMARLIK**
600.000 Kcal/h KIZGIN SU KAZANI
- **İLTEK ENERJİ YAT. SAN. VE TİC. A.Ş. TEKİRDAĞ**
550.000 Kcal/h KIZGIN YAĞ KAZANI
- **SMS ERSANLAR TARIM MAD. SAN. VE TİC.LTD.ŞTİ.**
100 m² SKOÇ TİPİ BUHAR KAZANI



SOME OF OUR CENTRAL SYSTEM HOT WATER BOILERS REFERENCES

- SERAMİKSAN AŞ.
- DEVLET SU İŞLERİ 21. BÖLGE
- SGK MÜHENDİSLİK LTD ŞTİ
- ISITAN ISI ERTAN BERTAN MİLAS
- SOLMAZ GRUP İNŞAAT LTD ŞTİ
- EREKLER NAKLİYAT SUUDİ ARABİSTAN
- REVAÇ GIDA LTD ŞTİ
- KOMSA TUR.LTD ŞTİ (SURTEL OTEL)
- GERMENCİK TARIM VE HAYVANCILIK
- EMRULLAH BAYAR İNŞAAT
- EKİZ GIDA LTD ŞTİ KUŞADASI
- DERİN SU ÜRÜNLERİ LTD ŞTİ MİLAS
- SEYMAG MAKİNE LTD ŞTİ
- ATRİA MİMARLIK İNŞ.TİC.LTD. ŞTİ.
- BERBEROĞLU TEKNİK
- CEHTİ ÇİFÇİ MERSİN
- ÇAĞLAYAN TESİSAT
- ÇOLBAN ZEYTİNCİLİK LTD ŞTİ
- ERGÜN İNŞAAT
- PAŞAOĞLU İNŞAAT ORDU
- AYDIN GÜVEN İNŞAAT
- EMİN MÜTEAHHİTLİK LTD ŞTİ
- CEHTİ ÇİFÇİ MERSİN
- BURHAN ÇAKMAK REFORM DİZAYN
- SEMİH KAHRAMAN EFEM TESİSAT
- SK YAPI İNŞAAT KUŞADASI
- KEMAL TUNA
- MAVİ AKIM
- KENT KONUT SİTESİ GİRNE MAHALLESİ
- FATİH ERTAN VE ORT.
- ATALAY İNŞAAT (ALİ ATALAY)
- SAMANYOLU SİTESİ C BLOKLARI
- AKTES İNŞAAT
- HAYALİM İNŞAAT LTD ŞTİ
- HAUS MAKİNA AŞ
- ÖNER SEPERATOR LTD ŞTİ
- S.S. İNİŞDİBİ TAR.KALK KOOPERATİFİ GİRESUN
- SOLMAZ GRUP İNŞAAT LTD ŞTİ
- REVAÇ GIDA LTD ŞTİ
- CUMHURİYET APARTMANI
- POLAT MAKİNA AŞ
- BAŞAK EĞİTİM AŞ (BAŞAK KOLEJİ)
- UÇAR İNŞAAT LTD ŞTİ
- TÜRKMEN İNŞAAT A.Ş
- AK-YAPI İNŞAAT LTD ŞTİ MUĞLA
- SÜLEYMAN OKUMUŞ ZEYTİNYAĞI MAK.
- YAVUZ GENEL ENDÜSTRİ AŞ
- İNERASYA TURİZM (ÖZBEKİSTAN)
- SOLMAZ İNŞAAT MİLAS
- TEMSAN PETROL ÜRÜNLERİ LTD ŞTİ
- AYDIN E TİPİ KAPALI CEZA İNFAZ KURUMU
- POLAT MAKİNA AŞ
- PİRAMİT SİTESİ
- SERAMİKSAN AŞ
- ZEYKO TARIM KÖŞK
- BALTACI OTEL VE HAMAM
- ASLAR SÜT HÜSEYİN ÇOBAN
- BERBEROĞLU TORNA RAF METAL İNŞAAT TİC. LTD. ŞTİ.
- HAUS MAKİNA AŞ
- DSİ 21.BÖLGE MÜDÜRLÜĞÜ
- DAMLA SİTESİ
- HELVACIOĞLU NAK. GIDA. SAN. TİC.LTD. ŞTİ.
- BAYKAR TEKSTİL AŞ
- ALAN ZEYTİNCİLİK LTD ŞTİ
- HALİL ZÜHTÜ ÖZÇELİK APT.
- EMİN KENT SİTESİ ÇANAKKALE
- İZZET TÜRKMEN
- İKLİM GRUP LTD ŞTİ
- NÖTRON LTD ŞTİ
- YILDIRIM İNŞAAT ALİ YILDIRIM
- TNR İNŞAAT HAKAN TANIR KUŞADASI
- ALBORA OTELCİLİK KUŞADASI
- ALİ KARABABA
- SOLMAZ GRUP İNŞAAT LTD ŞTİ
- ÇAĞLAYAN TESİSAT
- FAAROQ KAREEMY İNŞ.LTD.
- ELMAS BAŞAK PEKER İNŞAAT
- GEYLANI GRUP LTD ŞTİ
- KALKANDERE YURDU RİZE
- MEHMET TÜRKMEN
- GÜLEÇOĞLU ISI
- ECC KİMYA LTD ŞTİ
- MAVİ AKIM LTD ŞTİ
- GAYRET SİTESİ
- ARDANUÇ TAHSİL ÇAĞINDAKİ TAL.YARDIM DERNEĞİ
- HAL İNŞAAT HAKAN ORHAN
- SOLMAZ GURUP İNŞAAT
- DÜNYA İNŞAAT MEHMET ŞİRİN ARG

web site



instagram



- **ESNAF VE SANATKARLAR KOOPERATİFİ ORDU**
- **İGAS ENERJİ LTD ŞTİ**
- **TOKER İNŞAAT**
- **MAK İNŞAAT LTD ŞTİ**
- **ALTINTAŞ İNŞAAT ZİHNİ ALTINTAŞ**
- **PAŞAOĞLU İNŞAAT ORDU**
- **FATİH BEGEÇ**
- **BEGEÇ KARDEŞLER ŞİRİN BEGEÇ**
- **NİLDA İNŞAAT KUŞADASI**
- **ÇAĞLAYAN TESİSAT NABİ**
- **ÖZKAYA İNŞAAT**
- **GÜLEÇOĞLU ISI**
- **GAP YAPI ERCAN PETEKKAYA**
- **SOLMAZ GURUP İNŞAAT MİLAS**
- **BEGEÇ KARDEŞLER ŞİRİN BEGEÇ**
- **NURŞEN KÜÇÜKÇAL**
- **BNS OTELCİLİK ASENA OTEL**
- **ALTINTAŞ İNŞAAT ZİHNİ ALTINTAŞ**
- **ÇAĞLAYAN TESİSAT NABİ**
- **SGK MÜHENDİSLİK LTD ŞTİ**
- **ÖZSUBAŞI İNŞAAT**
- **ARHAN İNŞAAT LTD ŞTİ**
- **ÖZSUBAŞI İNŞAAT İNFINİTY PROPERTY**
- **HÜSEYİN AKÇASIZ KARAMAN**
- **KAVLAK ZEYTİN**
- **ALİ ATLIER ATÇA**
- **STRATEGIC CHANGE**
- **TÜRKİYE DİYANET VAKFI PERŞEMBE CAMİ**
- **HAUS MAKİNA SAN VE TİC.AŞ**
- **ARHAN İNŞAAT LTD ŞTİ**
- **KAVLAK ZEYTİN BURSA**
- **NURETTİN KARADAĞ KUŞADASI**
- **USTALAR MAKİNA LTD ŞTİ**
- **ÖZEL SÖKE SAĞLIK HİZMETLERİ LTD ŞTİ**
- **HAUS MAKİNA SAN VE TİC.AŞ**
- **TOPTAN SEBZE HİKMET KARASÜRMELİ HATAY**
- **HAUS MAKİNA SAN VE TİC.AŞ**
- **TEKNİK MÜHENDİSLİK KARS**
- **TOLAY MÜHENDİSLİK LTD ŞTİ**
- **ÖZSUBAŞI İNŞAAT**
- **POLAT MAKİNA LTD ŞTİ**
- **PEKER İNŞAAT**
- **TNR TURİZM İNŞAAT LTD ŞTİ**
- **KEMERKÖY SİTESİ**
- **ADI GÜZEL APARTMANI**
- **TARIM İL MÜDÜRLÜĞÜ**
- **BEZAZOĞLU APARTMANI**
- **ÖZKAYA İNŞAAT**
- **HAYATIM YAPI İNŞAAT LTD ŞTİ**
- **ÖZSUBAŞI İNŞAAT İNFINİTY**
- **ÖZSUBAŞI İNŞAAT**
- **BORÇKA EĞİTİM ÖĞRETİM YURDU**
- **SGK MÜHENDİSLİK LTD ŞTİ**
- **ENAR İNŞAAT LTD ŞTİ**
- **RIFAT DUMAN**
- **TOKER İNŞAAT LTD ŞTİ**
- **HASAN SAĞIR**
- **HALİL ÇETİNKAYA ORDU**

SOME OF OUR REFERENCES AROUND THE WORLD

- **TOLAY MÜHENDİSLİK MOĞOLİSTAN**
1.250.000 Kcalh Kalorifer Kazanı
- **TOLAY MÜHENDİSLİK MOĞOLİSTAN**
600.000 Kcalh Kalorifer Kazanı
- **FAAROQ KAREMMY AFGANİSTAN**
600.000 Kcalh Kalorifer Kazanı
- **FAAROQ KAREMMY AFGANİSTAN**
600.000 Kcalh Kazanı
- **EREKLER SUUDİ ARABİSTAN**
140.000 Kcalh Mazotlu Kalorifer Kazanı
- **İNERASYA TİCARET ÖZBEKİSTAN**
800.000 Kcalh Doğalgazlı Kalorifer Kazanı
- **EREKLER SUUDİ ARABİSTAN**
400.000 Kcalh Mazotlu Kalorifer Kazanı
- **EREKLER SUUDİ ARABİSTAN**
40.000 Kcalh Mazotlu Kalorifer Kazanı
- **RİDVAN KARAKUŞ IRAK**
600.000 Kcalh Mazotlu Kalorifer Kazanı
- **RİDVAN KARAKUŞ IRAK**
600.000 Kcalh Mazotlu Kalorifer Kazanı

web site



instagram





EKOTEK

"The address that combines experience and technology"

www.ekotekkazan.com.tr

www.ekotekkazan.com.tr

+90 256 231 15 95 +90 256 231 16 75 +90 546 231 15 95

@ export@ekotekkazan.com.tr

Ata OSB Mah. Astim 4. Cad. No: 24 Efeler/AYDIN

web site



instagram

